



Narula Institute of Technology

81, Nilgunj Road, Agarpara, Kolkata-700109

FEEDBACK ANALYSIS REPORT

ACADEMIC YEAR: 2016-17

NARULA INSTITUTE OF TECHNOLOGY

81, Nilgunj Road, Agarpara, Kolkata-700109

Phone:+91 33 2563 8888/7777, Telefax:+91 33 2583 7029

Website:www.nit.ac.in, Email:info@nit.ac.in

Department of Computer Science and Engineering

Student Feedback Analysis AY 2016-17

(On Curriculum)

Feedback Parameters

1. Is it needed to add any content on curriculum? If yes specify the content.
2. Is it needed to delete any content on curriculum? If yes specify the content.
3. Do you think this curriculum satisfy industry requirement?
4. This curriculum is compatible with the latest technology?
5. Are all the courses contribute to the knowledge and skill development?
6. Percentage of the courses challenging and interesting
7. Curriculum and Syllabus are need based
8. Overall rating of the existing curriculum

The categorization of rating based on average score of different parameters is as follows: Excellent (5), Very Good (4), Good (3), Fair (2), and Poor (1). The results derived in terms of percentage of students with common views, average scores and rating are presented in *Table 1* and *Table 2*.

Table 1

| Sl. No. | Feedback Parameters | Responses (in terms of % of students) | |
|---------|---|---------------------------------------|-----|
| | | Yes | No |
| 1 | Is it needed to add any content on curriculum? | 10 | 90 |
| 2 | If yes specify the content. | Robotics | 34 |
| | | Distributed Algorithm | 33 |
| | | Distributed Database | 33 |
| 3 | Is it needed to delete any content on curriculum? | 0 | 100 |
| 4 | If yes specify the content. | NA | |



Coordinator, IQAC
Narula Institute of Technology
1, Nilgunj Road, Agarpara
Kolkata- 700109



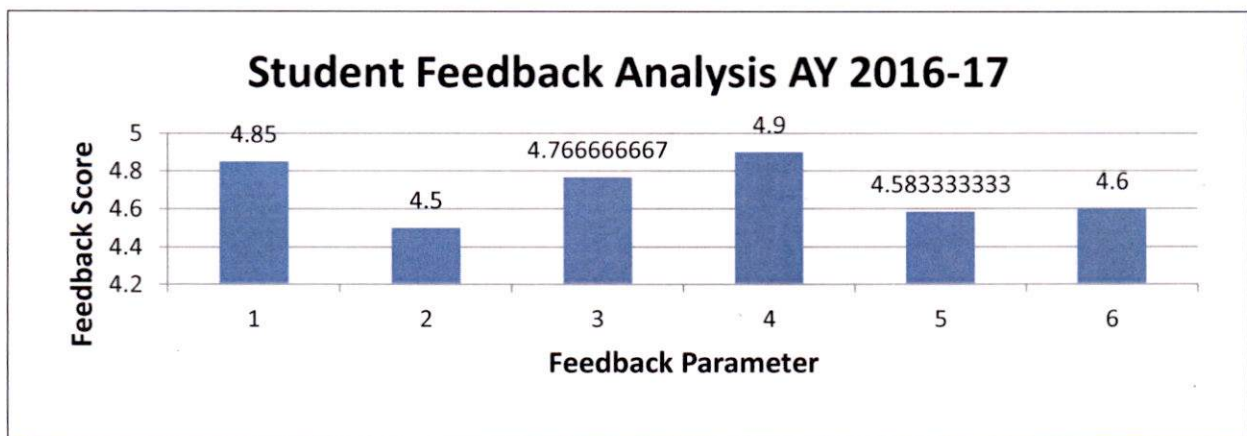
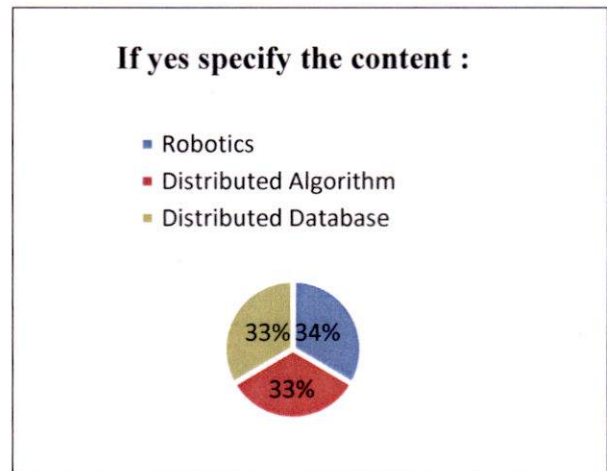
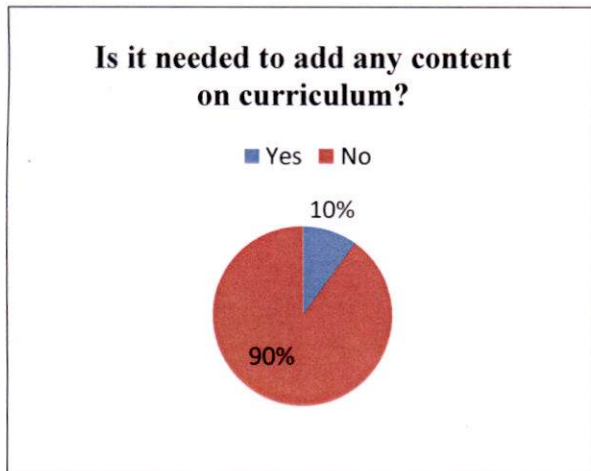
Principal
NARULA INSTITUTE OF TECHNOLOGY
81, Nilgunj Road, Agarpara, Kolkata-700109

Table 2

| Sl. No. | Feedback Parameters | Responses (in terms of % of students) | | | | | Avg | Rating |
|---------|--|---------------------------------------|----------|----------|---------------|---------------|------|-----------|
| | | 1 (Poor) | 2 (Fair) | 3 (Good) | 4 (Very Good) | 5 (Excellent) | | |
| 5 | Do you think this curriculum satisfy industry requirement? | 0 | 0 | 0 | 15 | 85 | 4.85 | Excellent |
| 6 | This curriculum is compatible with the latest technology? | 0 | 8.3 | 5 | 15 | 71.7 | 4.5 | Excellent |
| 7 | Are all the courses contribute to the knowledge and skill development? | 0 | 0 | 3.3 | 16.7 | 80 | 4.7 | Excellent |
| 8 | Percentage of the courses challenging and interesting | 0 | 0 | 1.7 | 6.7 | 91.7 | 4.9 | Excellent |
| 9 | Curriculum and Syllabus are need based | 0 | 0 | 15 | 11.7 | 73.3 | 4.6 | Excellent |
| 10 | Overall rating of the existing curriculum | 0 | 0 | 6.7 | 26.7 | 66.7 | 4.6 | Excellent |

Note: * Average score > 4: Excellent; 4 >= average score > 3: Very Good; 3 >= average score > 2: Good

The following graph charts are presented to analyze the aforementioned fact.



[Handwritten Signature]

Coordinator, IQAC
Narula Institute of Technology
1, Nilgunj Road, Agarpara
Kolkata- 700109

[Handwritten Signature]

Principal
NARULA INSTITUTE OF TECHNOLOGY
81, Nilgunj Road, Agarpara, Kol-109

NARULA INSTITUTE OF TECHNOLOGY

81, Nilgunj Road, Agarpara, Kolkata-700109

Phone:+91 33 2563 8888/7777, Telefax:+91 33 2583 7029

Website:www.nit.ac.in, Email:info@nit.ac.in

Department of Computer Science and Engineering**Faculty Feedback Analysis AY 2016-17****(On Curriculum)****Feedback Parameters**

1. Curriculum and syllabus are need based
2. How do you rate the ambience of the College for effective delivery of the academic process?
3. Sufficient reference material/books are available in the library for the topics mentioned in the syllabus
4. How do you rate the college activities that help your students in getting jobs and placements?
5. The course content is updated and sufficient to bridge the gap between industry standards/current global scenario and academics.
6. I am able to achieve the minimum required course outcome attainment level for my class.
7. I have the freedom to propose/modify/suggest /incorporate new topics in the syllabus through proper forum.

The categorization of rating based on average score of different parameters is as follows: Excellent (5), Very Good (4), Good (3), Fair (2), and Poor (1). The results derived in terms of percentage of students with common views, average scores and rating are presented in **Table 3**.

Table 3

| Sl. No. | Feedback Parameters | Responses (in terms of % of students) | | | | | Avg (out of scale 5) | Rating |
|---------|--|---------------------------------------|----------|----------|---------------|---------------|----------------------|-----------|
| | | 1 (Poor) | 2 (Fair) | 3 (Good) | 4 (Very Good) | 5 (Excellent) | | |
| 1 | Curriculum and syllabus are need based | 0 | 8.3 | 33.3 | 25 | 41.6 | 3.8 | Very Good |
| 2 | How do you rate the ambience of the College for effective delivery of the academic process? | 0 | 0 | 8.3 | 25 | 66.6 | 4.6 | Excellent |
| 3 | Sufficient reference material/books are available in the library for the topics mentioned in the syllabus | 0 | 0 | 8.3 | 25 | 66.6 | 4.6 | Excellent |
| 4 | How do you rate the college activities that help your students in getting jobs and placements? | 0 | 0 | 0 | 33.3 | 66.6 | 4.6 | Excellent |
| 5 | The course content is updated and sufficient to bridge the gap between industry standards/current global scenario and academics. | 0 | 0 | 33.3 | 41.6 | 25 | 3.9 | Very Good |

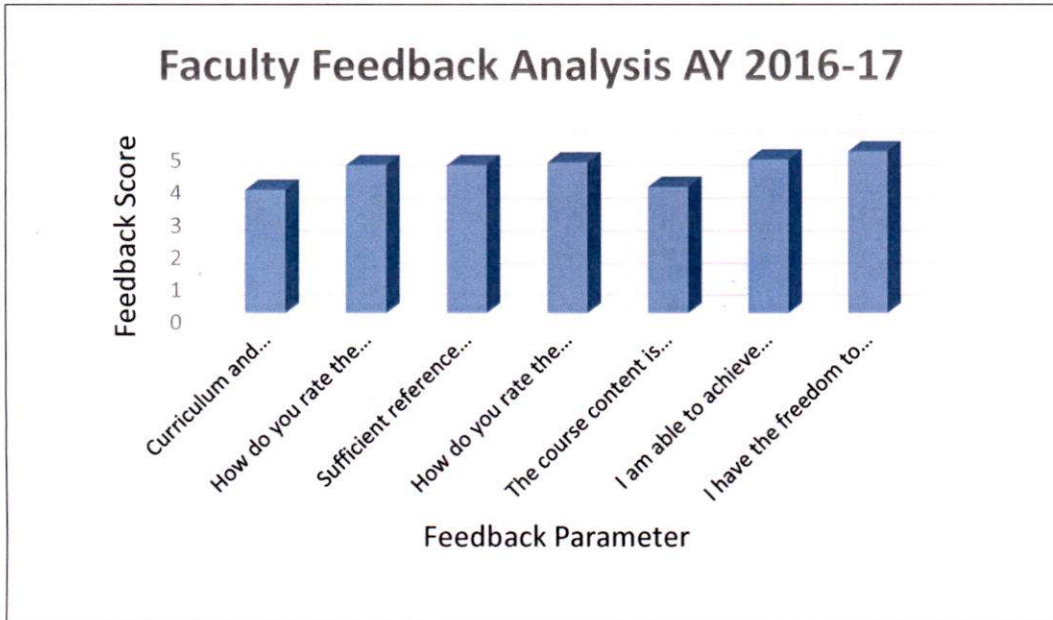

Coordinator, IQAC
Narula Institute of Technology
1, Nilgunj Road, Agarpara
Kolkata- 700109


Principal
NARULA INSTITUTE OF TECHNOLOGY
81, Nilgunj Road, Agarpara, Kol-109

| | | | | | | | | |
|---|--|---|---|---|----|-----|------|-----------|
| 6 | I am able to achieve the minimum required course outcome attainment level for my class. | 0 | 0 | 0 | 25 | 75 | 4.75 | Excellent |
| 7 | I have the freedom to propose/modify/suggest /incorporate new topics in the syllabus through proper forum. | 0 | 0 | 0 | 0 | 100 | 5 | Excellent |

Note:* Average score>4: Excellent; 4>=average score>3: Very Good; 3>=average score>2: Good

The following graph chart is presented to analyze the aforementioned fact.



Coordinator, IQAC
Narula Institute of Technology
1, N.M. Road, Agarpara
Kolkata-700019

Principal
NARULA INSTITUTE OF TECHNOLOGY
31, Nilgiri Road, Agarpara, Kol-109

NARULA INSTITUTE OF TECHNOLOGY

81, Nilgunj Road, Agarpara, Kolkata-700109

Phone:+91 33 2563 8888/7777, Telefax:+91 33 2583 7029

Website:www.nit.ac.in, Email:info@nit.ac.in

Department of Computer Science and Engineering**Alumnae Feedback Analysis AY 2016-17****(On Curriculum)****Feedback Parameters**

1. The curriculum and syllabus content were appropriate for my placement / higher education/ development
2. The Institute/Faculty helped me in placement/higher education
3. Is it needed to add any content in the ongoing curriculum? If 'Yes', specify the content.
4. Is it needed to delete any content in the ongoing curriculum? If 'Yes', specify the content.
5. Any other suggestion.

The categorization of rating based on average score of different parameters is as follows: Excellent (5), Very Good (4), Good (3), Fair (2), and Poor (1). The results derived in terms of percentage of students with common views, average scores and rating are presented in **Table 4** and **Table 5**.

Table 4

| Sl. No. | Feedback Parameters | Responses (in terms of % of students) | |
|---------|---|---------------------------------------|-----|
| | | Yes | No |
| 1 | Is it needed to add any content on curriculum? | 40 | 60 |
| 2 | If yes specify the content. | Bioinformatics | 43 |
| | | Robotics | 57 |
| 3 | Is it needed to delete any content on curriculum? | 0 | 100 |
| 4 | If yes specify the content. | NA | |

Table 5

| Sl. No. | Feedback Parameters | Responses (in terms of % of students) | | | | | Avg (out of scale 5) | Rating |
|---------|---|---------------------------------------|----------|----------|---------------|---------------|----------------------|-----------|
| | | 1 (Poor) | 2 (Fair) | 3 (Good) | 4 (Very Good) | 5 (Excellent) | | |
| 1 | The curriculum and syllabus content were appropriate for my placement / higher education/ development | 0 | 0 | 46.6 | 26.6 | 26.6 | 3.9 | Very Good |
| 2 | The Institute/Faculty helped me in placement/higher education | 0 | 0 | 13.3 | 26.6 | 60 | 4.5 | Excellent |

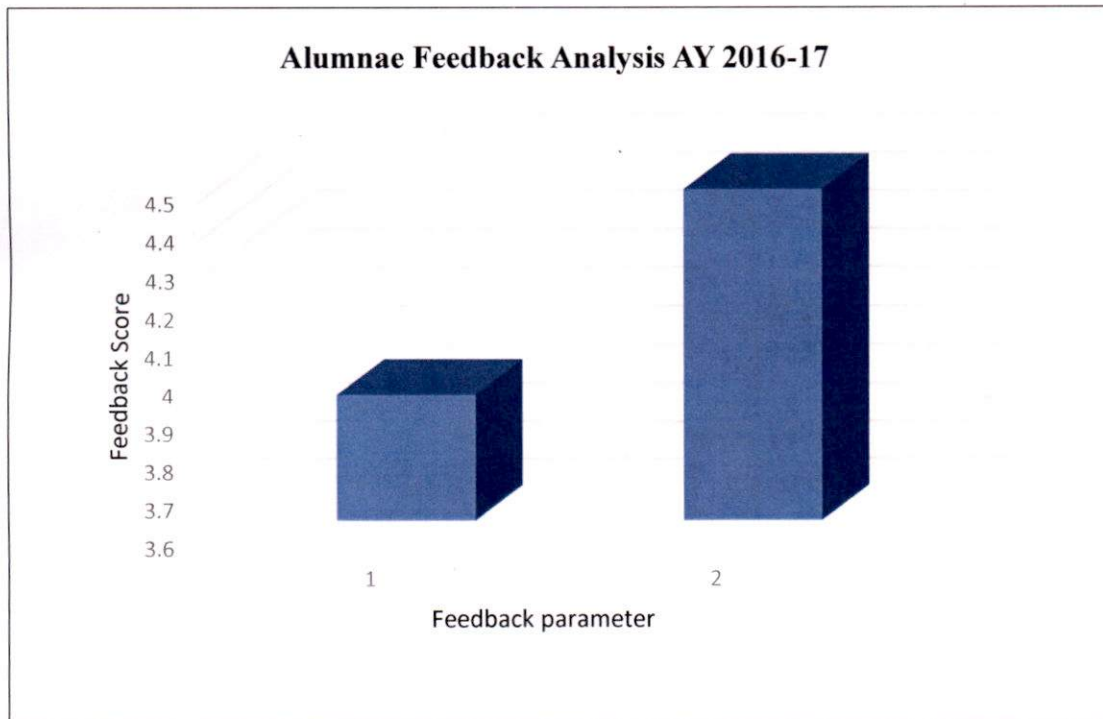
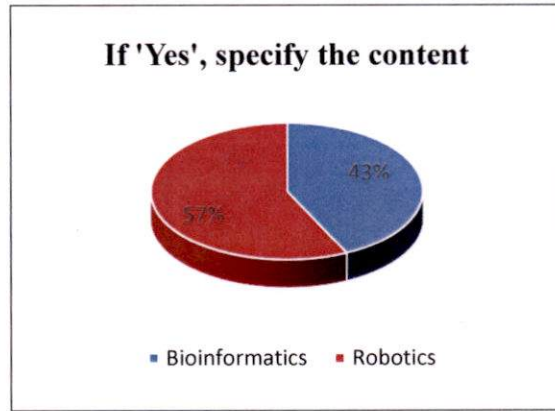
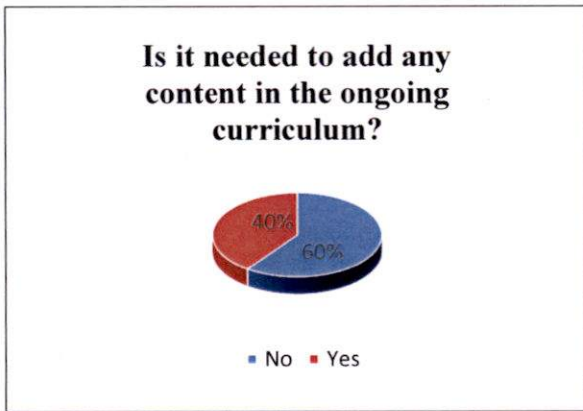
Note:* Average score>4: Excellent; 4>=average score>3: Very Good; 3>=average score>2: Good



Coordinator, IQAC
Narula Institute of Technology
1, Nilgunj Road, Agarpara
Kolkata- 700109


Principal
NARULA INSTITUTE OF TECHNOLOGY
81, Nilgunj Road, Agarpara, Kol-109

The following graph charts are presented to analyze the aforementioned fact.



Principal
NARULA INSTITUTE OF TECHNOLOGY
81, Nilgunj Road, Agarpara, Kol-109

Coordinator, IQAC
Narula Institute of Technology
1, Nilgunj Road, Agarpara
Kolkata- 700109

NARULA INSTITUTE OF TECHNOLOGY

81, Nilgunj Road, Agarpara, Kolkata-700109

Phone:+91 33 2563 8888/7777, Telefax:+91 33 2583 7029

Website:www.nit.ac.in, Email:info@nit.ac.in

Department of Electronics and Communication Engineering

Student Feedback Analysis AY 2016-17

(On Curriculum)

Feedback Parameters

1. Is it needed to add any content on curriculum? If yes specify the content.
2. Is it needed to delete any content on curriculum? If yes specify the content.
3. Do you think this curriculum satisfy industry requirement?
4. This curriculum is compatible with the latest technology?
5. Are all the courses contribute to the knowledge and skill development?
6. Percentage of the courses challenging and interesting
7. Curriculum and Syllabus are need based
8. Overall rating of the existing curriculum

The categorization of rating based on average score of different parameters is as follows: Excellent (5), Very Good (4), Good (3), Fair (2), and Poor (1). The results derived in terms of percentage of students with common views, average scores and rating are presented in **Table 6** and **Table 7**.

Table 6

| Sl. No. | Feedback Parameters | Responses (in terms of % of students) | |
|---------|---|---------------------------------------|-----|
| | | Yes | No |
| 1 | Is it needed to add any content on curriculum? | 7 | 93 |
| 2 | If yes specify the content. | Machine Learning | 11 |
| | | Python | 89 |
| 3 | Is it needed to delete any content on curriculum? | 0 | 100 |
| 4 | If yes specify the content. | NA | |



Coordinator, IQAC
Narula Institute of Technology
1, Nilgunj Road, Agarpara
Kolkata- 700109



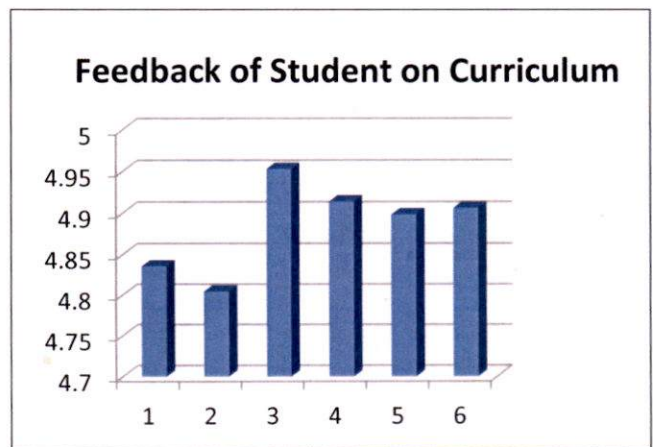
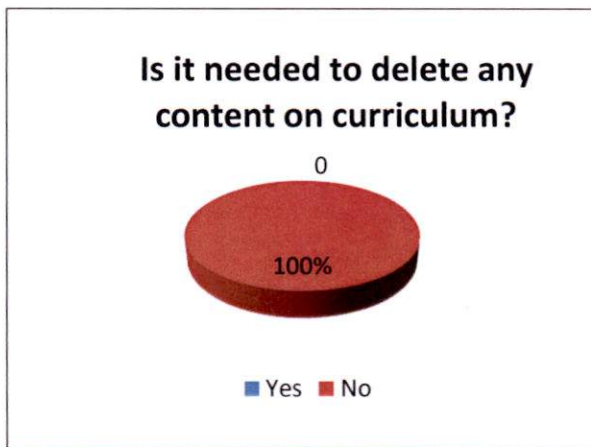
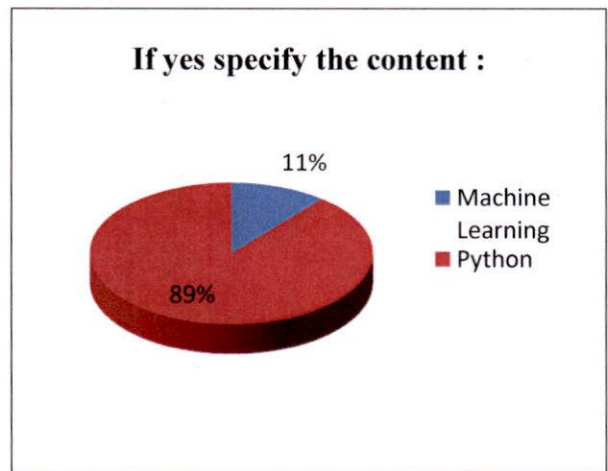
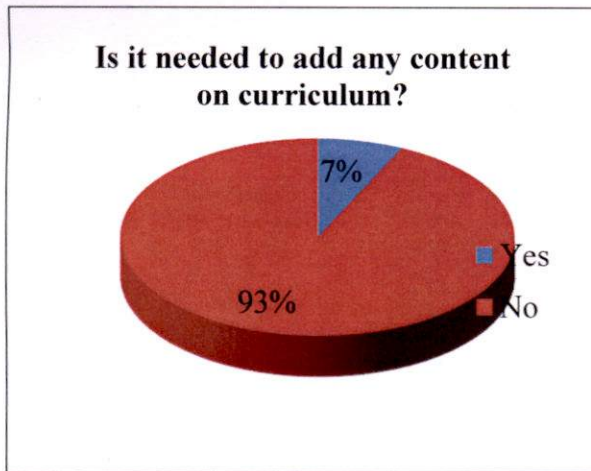
Principal
NARULA INSTITUTE OF TECHNOLOGY
81, Nilgunj Road, Agarpara, Kol-109

Table 7

| Sl. No. | Feedback Parameters | Responses (in terms of % of students) | | | | | Avg | Rating |
|---------|--|---------------------------------------|----------|----------|---------------|---------------|-----|-----------|
| | | 1 (Poor) | 2 (Fair) | 3 (Good) | 4 (Very Good) | 5 (Excellent) | | |
| 5 | Do you think this curriculum satisfy industry requirement? | 0 | 0 | 0 | 16.4 | 83.6 | 4.8 | Excellent |
| 6 | This curriculum is compatible with the latest technology? | 0 | 0 | 0 | 19.5 | 80.5 | 4.8 | Excellent |
| 7 | Are all the courses contribute to the knowledge and skill development? | 0 | 0 | 0 | 4.7 | 95.3 | 4.9 | Excellent |
| 8 | Percentage of the courses challenging and interesting | 0 | 0 | 3.1 | 2.3 | 94.5 | 4.9 | Excellent |
| 9 | Curriculum and Syllabus are need based | 0 | 0 | 0 | 10.1 | 89.8 | 4.8 | Excellent |
| 10 | Overall rating of the existing curriculum | 0 | 0 | 0 | 9.4 | 90.6 | 4.9 | Excellent |

Note:* Average score > 4: Excellent; 4 >= average score > 3: Very Good; 3 >= average score > 2: Good

The following graph charts are presented to analyze the aforementioned fact.



Coordinator, IQAC
Narula Institute of Technology
1, Nilgunj Road, Agarpara
Kolkata- 700109

Principal
NARULA INSTITUTE OF TECHNOLOGY
81, Nilgunj Road, Agarpara, Kolkata-700109

NARULA INSTITUTE OF TECHNOLOGY

81, Nilgunj Road, Agarpara, Kolkata-700109

Phone:+91 33 2563 8888/7777, Telefax:+91 33 2583 7029

Website:www.nit.ac.in, Email:info@nit.ac.in

Department of Electronics and Communication Engineering**Faculty Feedback Analysis AY 2016-17****(On Curriculum)****Feedback Parameters**


1. Curriculum and syllabus are need based
2. How do you rate the ambience of the College for effective delivery of the academic process?
3. Sufficient reference material/books are available in the library for the topics mentioned in the syllabus
4. How do you rate the college activities that help your students in getting jobs and placements?
5. The course content is updated and sufficient to bridge the gap between industry standards/ current global scenario and academics.
6. I am able to achieve the minimum required course outcome attainment level for my class.
7. I have the freedom to propose/modify/suggest /incorporate new topics in the syllabus through proper forum.

The categorization of rating based on average score of different parameters is as follows: Excellent (5), Very Good (4), Good (3), Fair (2), and Poor (1). The results derived in terms of percentage of students with common views, average scores and rating are presented in Table 8.

Table 8

| Sl. No. | Feedback Parameters | Responses (in terms of % of students) | | | | | Avg (out of scale 5) | Rating |
|---------|--|---------------------------------------|----------|----------|---------------|---------------|----------------------|-----------|
| | | 1 (Poor) | 2 (Fair) | 3 (Good) | 4 (Very Good) | 5 (Excellent) | | |
| 1 | Curriculum and syllabus are need based | 0 | 0 | 0 | 42.1 | 57.9 | 4.6 | Excellent |
| 2 | How do you rate the ambience of the College for effective delivery of the academic process? | 0 | 0 | 0 | 47.4 | 52.6 | 4.5 | Excellent |
| 3 | Sufficient reference material/books are available in the library for the topics mentioned in the syllabus | 0 | 0 | 0 | 26.3 | 73.7 | 4.7 | Excellent |
| 4 | How do you rate the college activities that help your students in getting jobs and placements? | 0 | 0 | 0 | 57.9 | 42.1 | 4.4 | Excellent |
| 5 | The course content is updated and sufficient to bridge the gap between industry standards/current global scenario and academics. | 0 | 0 | 0 | 42.1 | 57.9 | 4.6 | Excellent |

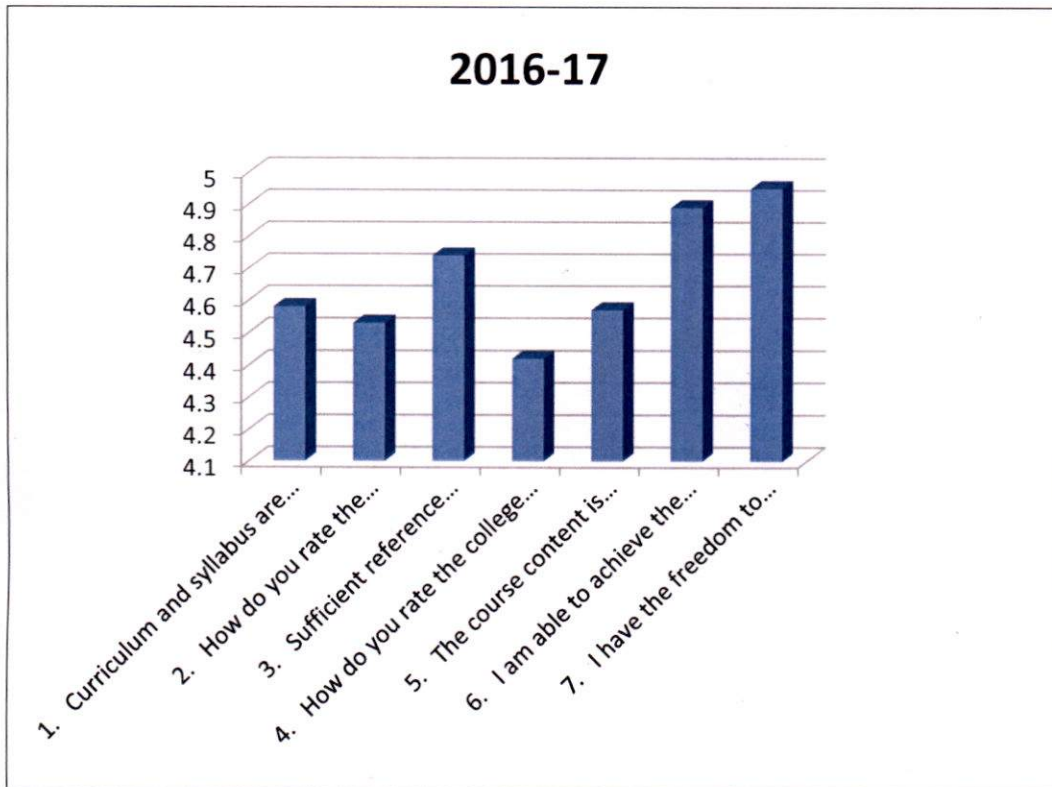

Coordinator, IQAC
Narula Institute of Technology
1, Nilgunj Road, Agarpara
Kolkata- 700109


Principal
NARULA INSTITUTE OF TECHNOLOGY
81, Nilgunj Road, Agarpara, Kol-100

| | | | | | | | | |
|---|--|---|---|---|------|------|-----|-----------|
| 6 | I am able to achieve the minimum required course outcome attainment level for my class. | 0 | 0 | 0 | 10.5 | 89.5 | 4.9 | Excellent |
| 7 | I have the freedom to propose/modify/suggest /incorporate new topics in the syllabus through proper forum. | 0 | 0 | 0 | 5.3 | 94.7 | 4.9 | Excellent |

Note:* Average score>4: Excellent; 4>=average score>3: Very Good; 3>=average score>2: Good

The following graph chart is presented to analyze the aforementioned fact.



Coordinator, IQAC
Narula Institute of Technology
1, Nilgunj Road, Agarpara
Kolkata- 700109

Principal
NARULA INSTITUTE OF TECHNOLOGY
81, Nilgunj Road, Agarpara, Kol-109

NARULA INSTITUTE OF TECHNOLOGY

81, Nilgunj Road, Agarpara, Kolkata-700109

Phone:+91 33 2563 8888/7777, Telefax:+91 33 2583 7029

Website:www.nit.ac.in, Email:info@nit.ac.in

Department of Electronics and Communication Engineering

Alumnae Feedback Analysis AY 2016-17

(On Curriculum)

Feedback Parameters

1. The curriculum and syllabus content were appropriate for my placement / higher education/ development
2. The Institute/Faculty helped me in placement/higher education
3. Is it needed to add any content in the ongoing curriculum? If 'Yes', specify the content.
4. Is it needed to delete any content in the ongoing curriculum? If 'Yes', specify the content.
5. Any other suggestion.

The categorization of rating based on average score of different parameters is as follows: Excellent (5), Very Good (4), Good (3), Fair (2), and Poor (1). The results derived in terms of percentage of students with common views, average scores and rating are presented in **Table 9 and Table 10**.

Table 9

| Sl. No. | Feedback Parameters | Responses (in terms of % of students) | |
|---------|---|---------------------------------------|-----|
| | | Yes | No |
| 1 | Is it needed to add any content on curriculum? | 14 | 86 |
| 2 | If yes specify the content. | Machine Learning | 20 |
| | | Python | 60 |
| | | Machine Learning, Python | 20 |
| 3 | Is it needed to delete any content on curriculum? | 0 | 100 |
| 4 | If yes specify the content. | NA | |

Table 10

| Sl. No. | Feedback Parameters | Responses (in terms of % of students) | | | | | Avg (out of scale 5) | Rating |
|---------|---|---------------------------------------|----------|----------|---------------|---------------|----------------------|-----------|
| | | 1 (Poor) | 2 (Fair) | 3 (Good) | 4 (Very Good) | 5 (Excellent) | | |
| 1 | The curriculum and syllabus content were appropriate for my placement / higher education/ development | 0 | 0 | 0 | 25.7 | 74.3 | 4.5 | Excellent |
| 2 | The Institute/Faculty helped me in placement/higher education | 0 | 0 | 0 | 14.3 | 85.7 | 4.6 | Excellent |

Note: * Average score >4: Excellent; 4 >= average score >3: Very Good; 3 >= average score >2: Good

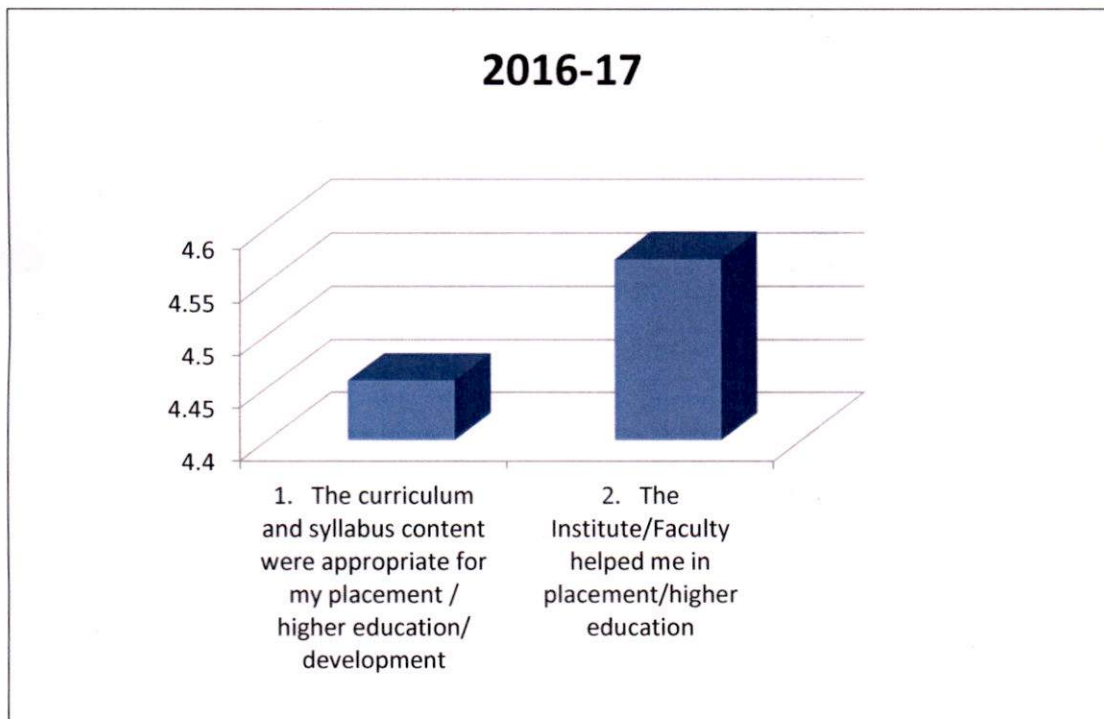
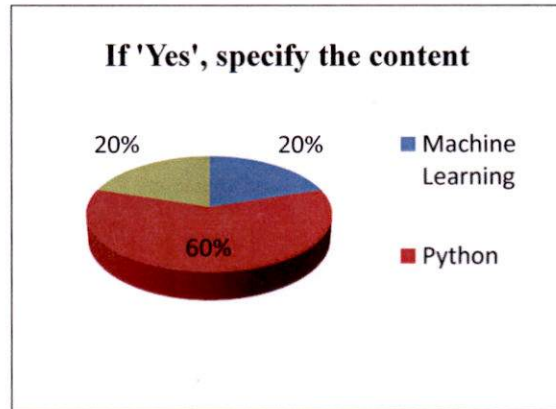
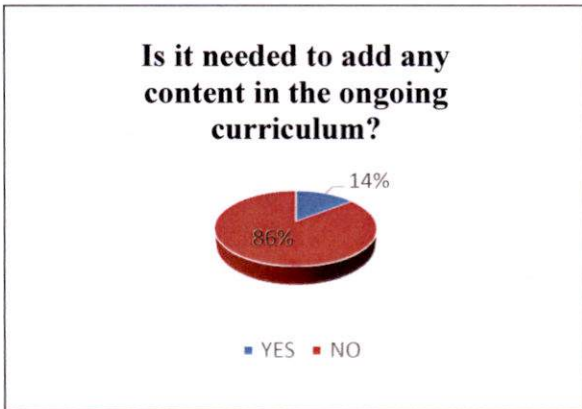


Coordinator, IQAC
Narula Institute of Technology
1, Nilgunj Road, Agarpara
Kolkata- 700109



Principal
NARULA INSTITUTE OF TECHNOLOGY
81, Nilgunj Road, Agarpara

The following graph charts are presented to analyze the aforementioned fact.



Coordinator, IQAC
Narula Institute of Technology
1, Nilgunj Road, Agarpara
Kolkata- 700109

Principal
NARULA INSTITUTE OF TECHNOLOGY
81, Nilgunj Road, Agarpara, Kol-109

NARULA INSTITUTE OF TECHNOLOGY

81, Nilgunj Road, Agarpara, Kolkata-700109

Phone:+91 33 2563 8888/7777, Telefax:+91 33 2583 7029

Website:www.nit.ac.in, Email:info@nit.ac.in

Department of Information Technology

Student Feedback Analysis AY 2016-17

(On Curriculum)

Feedback Parameters

1. Is it needed to add any content on curriculum? If yes specify the content.
2. Is it needed to delete any content on curriculum? If yes specify the content.
3. Do you think this curriculum satisfy industry requirement?
4. This curriculum is compatible with the latest technology?
5. Are all the courses contribute to the knowledge and skill development?
6. Percentage of the courses challenging and interesting
7. Curriculum and Syllabus are need based
8. Overall rating of the existing curriculum

The categorization of rating based on average score of different parameters is as follows: Excellent (5), Very Good (4), Good (3), Fair (2), and Poor (1). The results derived in terms of percentage of students with common views, average scores and rating are presented in Table 11 and Table 12.

Table 61

| Sl. No. | Feedback Parameters | Responses (in terms of % of students) | |
|---------|---|---------------------------------------|-----|
| | | Yes | No |
| 1 | Is it needed to add any content on curriculum? | 0 | 100 |
| 2 | If yes specify the content. | NA | |
| 3 | Is it needed to delete any content on curriculum? | 0 | 100 |
| 4 | If yes specify the content. | NA | |



Coordinator, IQAC
Narula Institute of Technology
1, Nilgunj Road, Agarpara
Kolkata- 700109



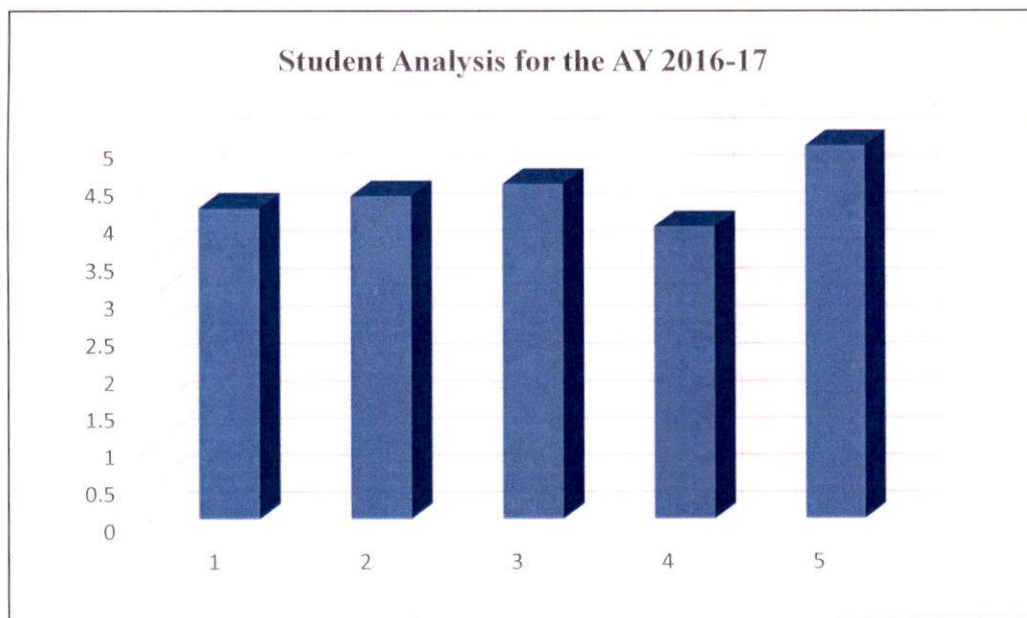
Principal
NARULA INSTITUTE OF TECHNOLOGY
1, Nilgunj Road, Agarpara, Kolkata-700109

Table 12

| Sl. No. | Feedback Parameters | Responses (in terms of % of students) | | | | | Avg | Rating |
|---------|--|---------------------------------------|----------|----------|---------------|---------------|-----|-----------|
| | | 1 (Poor) | 2 (Fair) | 3 (Good) | 4 (Very Good) | 5 (Excellent) | | |
| 5 | Do you think this curriculum satisfy industry requirement? | 0 | 0 | 10.8 | 62.1 | 27.02 | 4.2 | Excellent |
| 6 | This curriculum is compatible with the latest technology? | 0 | 0 | 0 | 67.6 | 32.4 | 4.3 | Excellent |
| 7 | Are all the courses contribute to the knowledge and skill development? | 0 | 0 | 0 | 51.4 | 48.6 | 4.5 | Excellent |
| 8 | Percentage of the courses challenging and interesting | 0 | 0 | 40.5 | 27.02 | 32.4 | 3.9 | Very Good |
| 9 | Overall rating of the existing curriculum | 0 | 0 | 0 | 0 | 100 | 5 | Excellent |

Note: * Average score > 4: Excellent; 4 >= average score > 3: Very Good; 3 >= average score > 2: Good

The following graph charts are presented to analyze the aforementioned fact.



[Handwritten Signature]

Coordinator, IQAC
Narula Institute of Technology
1, Nilgunj Road, Agarpara
Kolkata- 700109

[Handwritten Signature]
Principal

NARULA INSTITUTE OF TECHNOLOGY
81, Nilgunj Road, Agarpara, Kol-109

NARULA INSTITUTE OF TECHNOLOGY

81, Nilgunj Road, Agarpara, Kolkata-700109

Phone:+91 33 2563 8888/7777, Telefax:+91 33 2583 7029

Website:www.nit.ac.in, Email:info@nit.ac.in

Department of Information Technology

Faculty Feedback Analysis AY 2016-17

(On Curriculum)

Feedback Parameters


1. Curriculum and syllabus are need based
2. How do you rate the ambience of the College for effective delivery of the academic process?
3. Sufficient reference material/books are available in the library for the topics mentioned in the syllabus
4. How do you rate the college activities that help your students in getting jobs and placements?
5. The course content is updated and sufficient to bridge the gap between industry standards/ current global scenario and academics.
6. I am able to achieve the minimum required course outcome attainment level for my class.
7. I have the freedom to propose/modify/suggest /incorporate new topics in the syllabus through proper forum.

The categorization of rating based on average score of different parameters is as follows: Excellent (5), Very Good (4), Good (3), Fair (2), and Poor (1). The results derived in terms of percentage of students with common views, average scores and rating are presented in Table 13.

Table 13

| Sl. No. | Feedback Parameters | Responses (in terms of % of students) | | | | | Avg (out of scale 5) | Rating |
|---------|--|---------------------------------------|----------|----------|---------------|---------------|----------------------|-----------|
| | | 1 (Poor) | 2 (Fair) | 3 (Good) | 4 (Very Good) | 5 (Excellent) | | |
| 1 | Curriculum and syllabus are need based | 0 | 0 | 0 | 0 | 100 | 5 | Excellent |
| 2 | How do you rate the ambience of the College for effective delivery of the academic process? | 0 | 0 | 0 | 18.2 | 81.9 | 4.8 | Excellent |
| 3 | Sufficient reference material/books are available in the library for the topics mentioned in the syllabus | 0 | 0 | 0 | 9.1 | 90.9 | 4.9 | Excellent |
| 4 | How do you rate the college activities that help your students in getting jobs and placements? | 0 | 0 | 0 | 0 | 100 | 5 | Excellent |
| 5 | The course content is updated and sufficient to bridge the gap between industry standards/current global scenario and academics. | 0 | 0 | 0 | 18.2 | 81.9 | 4.8 | Excellent |

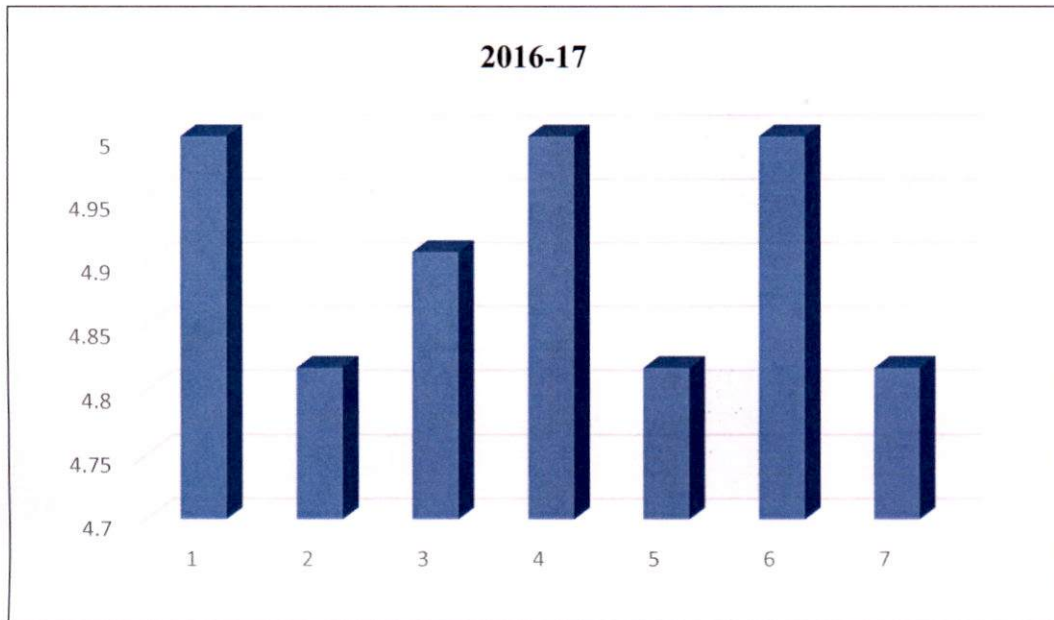

Coordinator, IQAC
Narula Institute of Technology
1, Nilgunj Road, Agarpara
Kolkata- 700109


Principal
NARULA INSTITUTE OF TECHNOLOGY
81, Nilgunj Road, Agarpara, Kol-109

| | | | | | | | | |
|---|--|---|---|---|------|------|-----|-----------|
| 6 | I am able to achieve the minimum required course outcome attainment level for my class. | 0 | 0 | 0 | 0 | 100 | 5 | Excellent |
| 7 | I have the freedom to propose/modify/suggest /incorporate new topics in the syllabus through proper forum. | 0 | 0 | 0 | 18.2 | 81.9 | 4.8 | Excellent |

Note:* Average score>4: Excellent; 4>=average score>3: Very Good; 3>=average score>2: Good

The following graph chart is presented to analyze the aforementioned fact.



Coordinator, IQAC
Narula Institute of Technology
1, Nilgunj Road, Agarpara
Kolkata- 700109

Principal
NARULA INSTITUTE OF TECHNOLOGY
81, Nilguni Road, Agarpara, Kol-109

NARULA INSTITUTE OF TECHNOLOGY
 81, Nilgunj Road, Agarpara, Kolkata-700109
 Phone:+91 33 2563 8888/7777, Telefax:+91 33 2583 7029
 Website:www.nit.ac.in, Email:info@nit.ac.in

Department of Information Technology
Alumnae Feedback Analysis AY 2016-17
(On Curriculum)
Feedback Parameters

1. The curriculum and syllabus content were appropriate for my placement / higher education/ development
2. The Institute/Faculty helped me in placement/higher education
3. Is it needed to add any content in the ongoing curriculum? If 'Yes', specify the content.
4. Is it needed to delete any content in the ongoing curriculum? If 'Yes', specify the content.
5. Any other suggestion.

The categorization of rating based on average score of different parameters is as follows: Excellent (5), Very Good (4), Good (3), Fair (2), and Poor (1). The results derived in terms of percentage of students with common views, average scores and rating are presented in **Table 14 and Table 15**.

Table 14

| Sl. No. | Feedback Parameters | Responses (in terms of % of students) | |
|---------|---|---------------------------------------|-----|
| | | Yes | No |
| 1 | Is it needed to add any content on curriculum? | 2 | 98 |
| 2 | If yes specify the content. | AI | |
| 3 | Is it needed to delete any content on curriculum? | 0 | 100 |
| 4 | If yes specify the content. | NA | |


Table 15

| Sl. No. | Feedback Parameters | Responses (in terms of % of students) | | | | | Avg (out of scale 5) | Rating |
|---------|---|---------------------------------------|----------|----------|---------------|---------------|----------------------|-----------|
| | | 1 (Poor) | 2 (Fair) | 3 (Good) | 4 (Very Good) | 5 (Excellent) | | |
| 1 | The curriculum and syllabus content were appropriate for my placement / higher education/ development | 0 | 0 | 0 | 15.5 | 85.5 | 4.9 | Excellent |
| 2 | The Institute/Faculty helped me in placement/higher education | 0 | 0 | 0 | 12.1 | 87.9 | 4.8 | Excellent |

Note: * Average score >4: Excellent; 4 >= average score >3: Very Good; 3 >= average score >2: Good

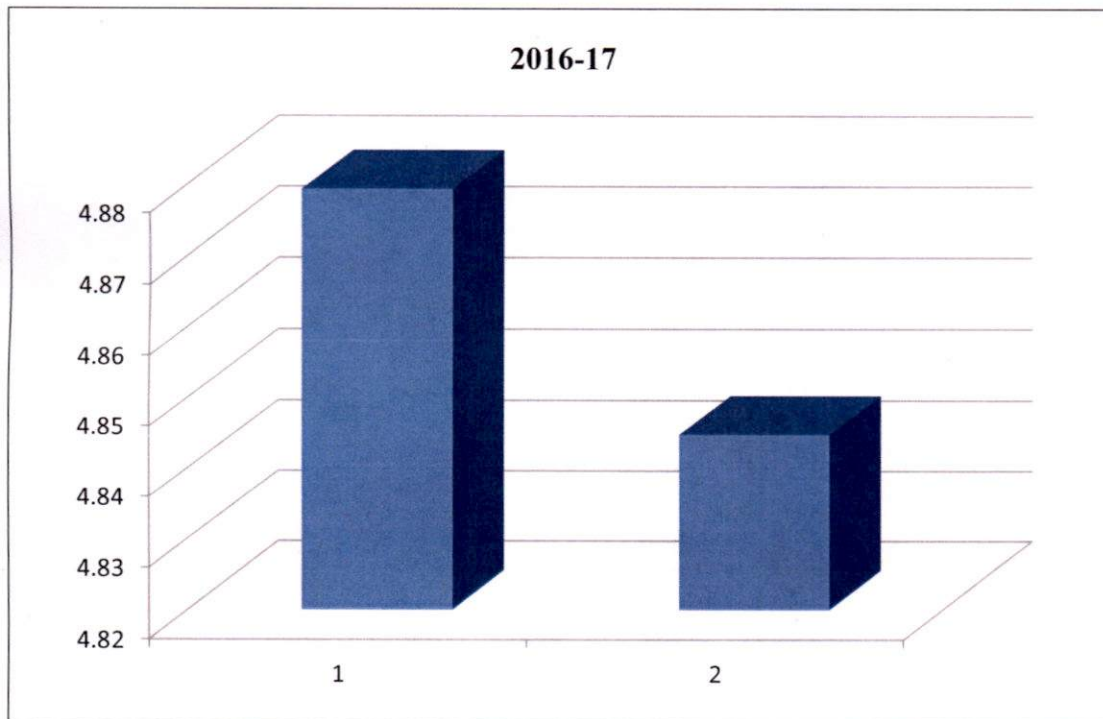
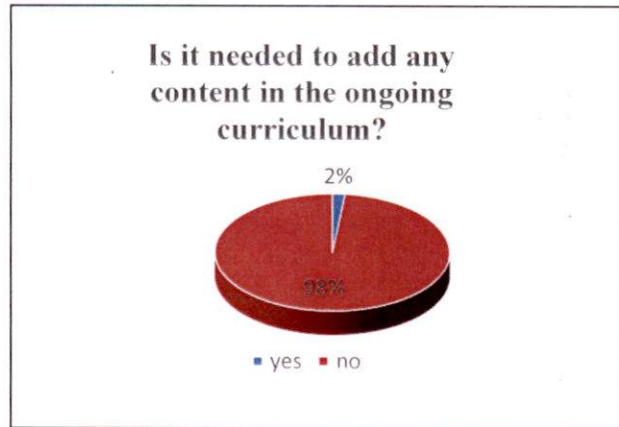


Coordinator, IQAC
 Narula Institute of Technology
 1, Nilgunj Road, Agarpara
 Kolkata- 700109



Principal
NARULA INSTITUTE OF TECHNOLOGY
 81, Nilgunj Road, Agarpara, Kolkata-700109

The following graph charts are presented to analyze the aforementioned fact.



Coordinator, IQAC
Narula Institute of Technology
1, Nilgunj Road, Agarpara
Kolkata- 700109

Principal
NARULA INSTITUTE OF TECHNOLOGY
81, Nilgunj Road, Agarpara, Kol-109

NARULA INSTITUTE OF TECHNOLOGY

81, Nilgunj Road, Agarpara, Kolkata-700109
Phone:+91 33 2563 8888/7777, Telefax:+91 33 2583 7029
Website:www.nit.ac.in, Email:info@nit.ac.in

Department of Civil Engineering
Student Feedback Analysis AY 2016-17
(On Curriculum)

Feedback Parameters

1. Is it needed to add any content on curriculum? If yes specify the content.
2. Is it needed to delete any content on curriculum? If yes specify the content.
3. Do you think this curriculum satisfy industry requirement?
4. This curriculum is compatible with the latest technology?
5. Are all the courses contribute to the knowledge and skill development?
6. Percentage of the courses challenging and interesting
7. Curriculum and Syllabus are need based
8. Overall rating of the existing curriculum

The categorization of rating based on average score of different parameters is as follows: Excellent (5), Very Good (4), Good (3), Fair (2), and Poor (1). The results derived in terms of percentage of students with common views, average scores and rating are presented in Table 16 and Table 17.

Table 16

| Sl. No. | Feedback Parameters | Responses (in terms of % of students) | |
|---------|---|---------------------------------------|-----|
| | | Yes | No |
| 1 | Is it needed to add any content on curriculum? | 5 | 95 |
| 2 | If yes specify the content. | Advance Programming | 67 |
| | | Infrastructure Planning | 33 |
| 3 | Is it needed to delete any content on curriculum? | 0 | 100 |
| 4 | If yes specify the content. | NA | |



Coordinator, IQAC
Narula Institute of Technology
1, Nilgunj Road, Agarpara
Kolkata- 700109



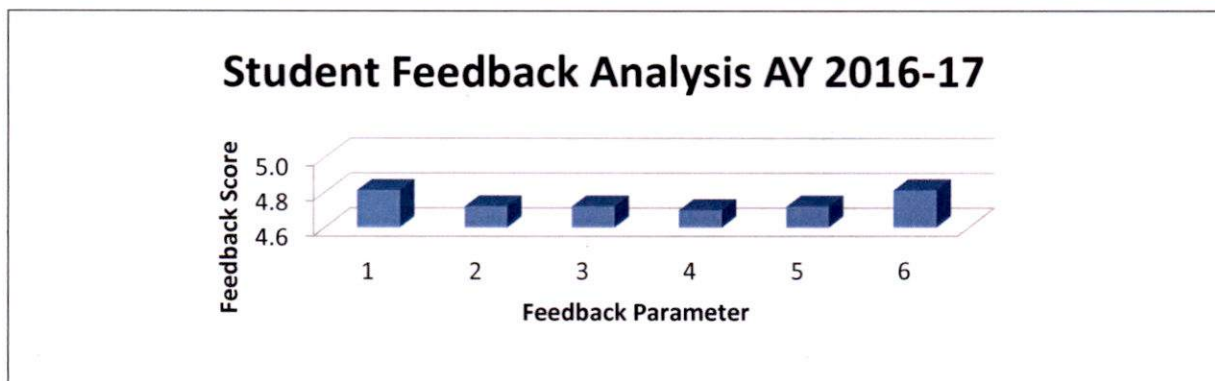
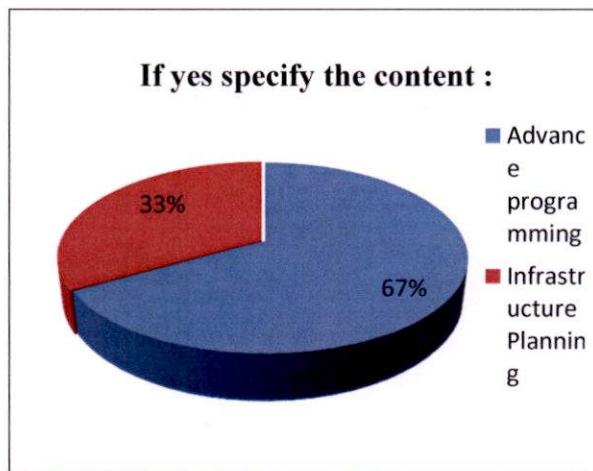
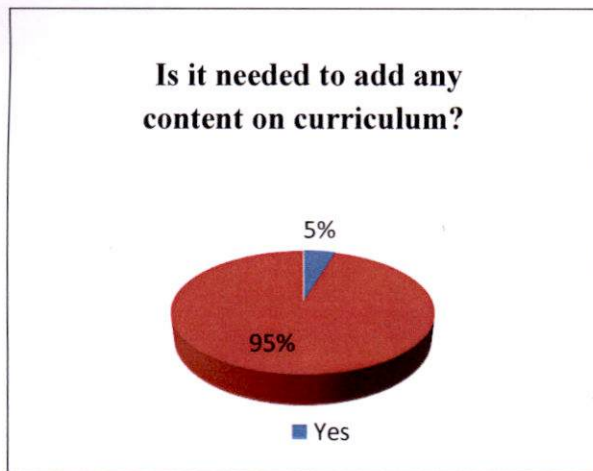
Principal
NARULA INSTITUTE OF TECHNOLOGY
81, Nilgunj Road, Agarpara, Kol-109

Table 17

| Sl. No. | Feedback Parameters | Responses (in terms of % of students) | | | | | Avg | Rating |
|---------|--|---------------------------------------|----------|----------|---------------|---------------|-----|-----------|
| | | 1 (Poor) | 2 (Fair) | 3 (Good) | 4 (Very Good) | 5 (Excellent) | | |
| 5 | Do you think this curriculum satisfy industry requirement? | 0 | 0 | 0 | 18.6 | 81.2 | 4.8 | Excellent |
| 6 | This curriculum is compatible with the latest technology? | 0 | 0 | 0 | 27.9 | 72.09 | 4.7 | Excellent |
| 7 | Are all the courses contribute to the knowledge and skill development? | 0 | 0 | 0 | 27.9 | 72.09 | 4.7 | Excellent |
| 8 | Percentage of the courses challenging and interesting | 0 | 0 | 0 | 26.7 | 73.3 | 4.7 | Excellent |
| 9 | Curriculum and Syllabus are need based | 0 | 0 | 0 | 27.9 | 72.09 | 4.7 | Excellent |
| 10 | Overall rating of the existing curriculum | 0 | 0 | 0 | 18.6 | 81.4 | 4.8 | Excellent |

Note: * Average score > 4: Excellent; 4 >= average score > 3: Very Good; 3 >= average score > 2: Good

The following graph charts are presented to analyze the aforementioned fact.



Coordinator, IQAC
Narula Institute of Technology
1, Nilgunj Road, Agarpara
Kolkata- 700109

Principal
NARULA INSTITUTE OF TECHNOLOGY
81, Nilgunj Road, Agarpara. KOL-100

NARULA INSTITUTE OF TECHNOLOGY

81, Nilgunj Road, Agarpara, Kolkata-700109

Phone:+91 33 2563 8888/7777, Telefax:+91 33 2583 7029

Website:www.nit.ac.in, Email:info@nit.ac.in


Department of Civil Engineering Faculty Feedback Analysis AY 2016-17 (On Curriculum) Feedback Parameters

1. Curriculum and syllabus are need based
2. How do you rate the ambience of the College for effective delivery of the academic process?
3. Sufficient reference material/books are available in the library for the topics mentioned in the syllabus
4. How do you rate the college activities that help your students in getting jobs and placements?
5. The course content is updated and sufficient to bridge the gap between industry standards/ current global scenario and academics.
6. I am able to achieve the minimum required course outcome attainment level for my class.
7. I have the freedom to propose/modify/suggest /incorporate new topics in the syllabus through proper forum.

The categorization of rating based on average score of different parameters is as follows: Excellent (5), Very Good (4), Good (3), Fair (2), and Poor (1). The results derived in terms of percentage of students with common views, average scores and rating are presented in Table 18.

Table 18

| Sl. No. | Feedback Parameters | Responses (in terms of % of students) | | | | | Avg (out of scale 5) | Rating |
|---------|--|---------------------------------------|----------|----------|---------------|---------------|----------------------|-----------|
| | | 1 (Poor) | 2 (Fair) | 3 (Good) | 4 (Very Good) | 5 (Excellent) | | |
| 1 | Curriculum and syllabus are need based | 0 | 0 | 0 | 0 | 100 | 5 | Excellent |
| 2 | How do you rate the ambience of the College for effective delivery of the academic process? | 0 | 0 | 0 | 40 | 60 | 4.6 | Excellent |
| 3 | Sufficient reference material/books are available in the library for the topics mentioned in the syllabus | 0 | 0 | 0 | 40 | 60 | 4.6 | Excellent |
| 4 | How do you rate the college activities that help your students in getting jobs and placements? | 0 | 0 | 0 | 0 | 100 | 4 | Excellent |
| 5 | The course content is updated and sufficient to bridge the gap between industry standards/current global scenario and academics. | 0 | 0 | 0 | 20 | 80 | 4.8 | Excellent |

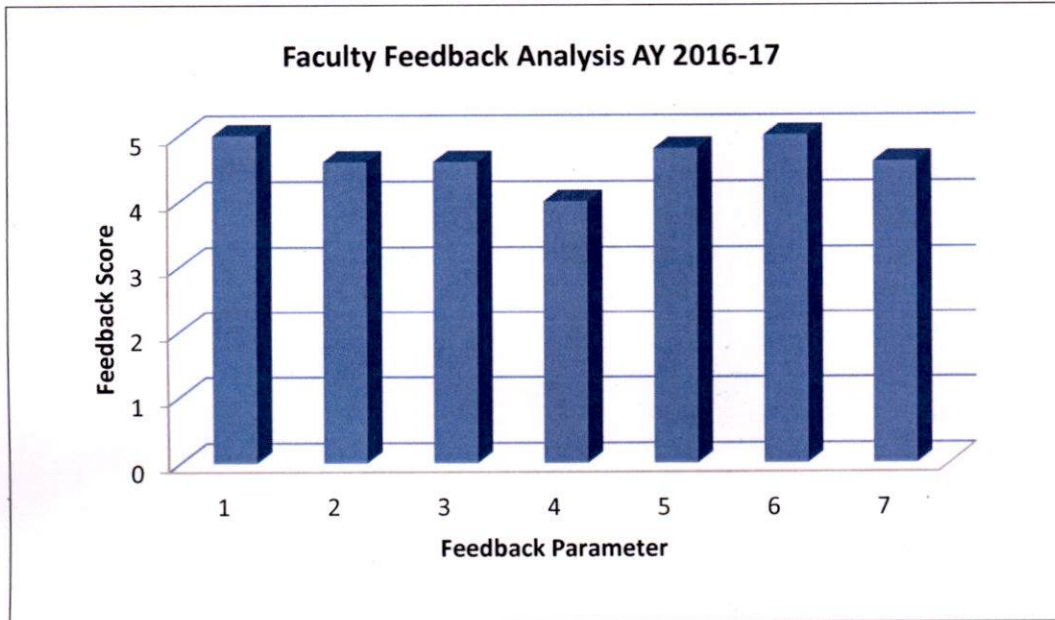

Coordinator, IQAC
Narula Institute of Technology
1, Nilgunj Road, Agarpara
Kolkata- 700109


Principal
NARULA INSTITUTE OF TECHNOLOGY
81, Nilgunj Road, Agarpara

| | | | | | | | | |
|---|--|---|---|---|----|-----|-----|-----------|
| 6 | I am able to achieve the minimum required course outcome attainment level for my class. | 0 | 0 | 0 | 0 | 100 | 5 | Excellent |
| 7 | I have the freedom to propose/modify/suggest /incorporate new topics in the syllabus through proper forum. | 0 | 0 | 0 | 40 | 60 | 4.6 | Excellent |

Note:* Average score >4: Excellent; 4 >= average score >3: Very Good; 3 >= average score >2: Good

The following graph chart is presented to analyze the aforementioned fact.



[Handwritten Signature]

Coordinator, IQAC
Narula Institute of Technology
1, Nilgunj Road, Agarpara
Kolkata- 700109

[Handwritten Signature]

Principal
NARULA INSTITUTE OF TECHNOLOGY
81, Nilgunj Road, Agarpara, Kol-109

Department of Civil Engineering
Alumnae Feedback Analysis AY 2016-17
(On Curriculum)
Feedback Parameters

1. The curriculum and syllabus content were appropriate for my placement / higher education/ development
2. The Institute/Faculty helped me in placement/higher education
3. Is it needed to add any content in the ongoing curriculum? If 'Yes', specify the content.
4. Is it needed to delete any content in the ongoing curriculum? If 'Yes', specify the content.
5. Any other suggestion.

The categorization of rating based on average score of different parameters is as follows: Excellent (5), Very Good (4), Good (3), Fair (2), and Poor (1). The results derived in terms of percentage of students with common views, average scores and rating are presented in **Table 19** and **Table 20**.

Table 19

| Sl. No. | Feedback Parameters | Responses (in terms of % of students) | |
|---------|---|---------------------------------------|-----|
| | | Yes | No |
| 1 | Is it needed to add any content on curriculum? | 80 | 20 |
| 2 | If yes specify the content. | Advance Programming | 45 |
| | | Infrastructure Planning | 55 |
| 3 | Is it needed to delete any content on curriculum? | 0 | 100 |
| 4 | If yes specify the content. | NA | |

Table 20

| Sl. No. | Feedback Parameters | Responses (in terms of % of students) | | | | | Avg (out of scale 5) | Rating |
|---------|---|---------------------------------------|----------|----------|---------------|---------------|----------------------|-----------|
| | | 1 (Poor) | 2 (Fair) | 3 (Good) | 4 (Very Good) | 5 (Excellent) | | |
| 1 | The curriculum and syllabus content were appropriate for my placement / higher education/ development | 0 | 0 | 0 | 0 | 100 | 4.8 | Excellent |
| 2 | The Institute/Faculty helped me in placement/higher education | 0 | 0 | 0 | 80 | 20 | 4.2 | Excellent |

Note: * Average score >4: Excellent; 4 >= average score >3: Very Good; 3 >= average score >2: Good

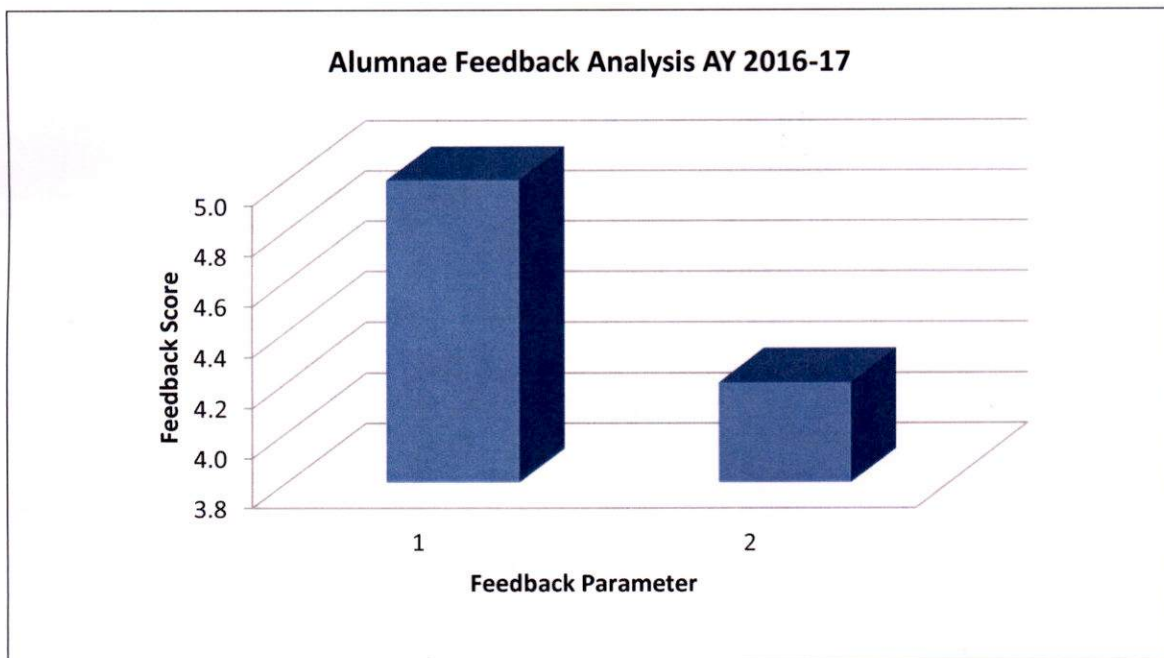
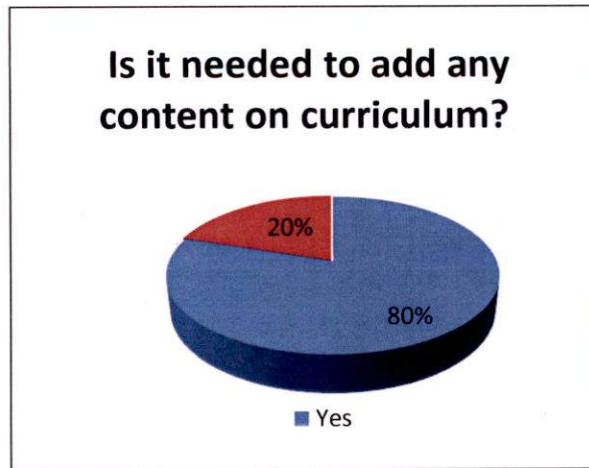


Coordinator, IQAC
 Narula Institute of Technology
 1, Nilgunj Road, Agarpara
 Kolkata-700109



Principal
NARULA INSTITUTE OF TECHNOLOGY
 81, Nilgunj Road, Agarpara, Kol-109

The following graph charts are presented to analyze the aforementioned fact.



Coordinator, IQAC
Narula Institute of Technology
1, Nilgunj Road, Agarpara
Kolkata- 700109

Principal
NARULA INSTITUTE OF TECHNOLOGY
81, Nilgunj Road, Agarpara, Kol-109

NARULA INSTITUTE OF TECHNOLOGY

81, Nilgunj Road, Agarpara, Kolkata-700109

Phone:+91 33 2563 8888/7777, Telefax:+91 33 2583 7029

Website:www.nit.ac.in, Email:info@nit.ac.in

Department of Electronics and Instrumentation Engineering

Student Feedback Analysis AY 2016-17

(On Curriculum)

Feedback Parameters

1. Is it needed to add any content on curriculum? If yes specify the content.
2. Is it needed to delete any content on curriculum? If yes specify the content.
3. Do you think this curriculum satisfy industry requirement?
4. This curriculum is compatible with the latest technology?
5. Are all the courses contribute to the knowledge and skill development?
6. Percentage of the courses challenging and interesting
7. Curriculum and Syllabus are need based
8. Overall rating of the existing curriculum

The categorization of rating based on average score of different parameters is as follows: Excellent (5), Very Good (4), Good (3), Fair (2), and Poor (1). The results derived in terms of percentage of students with common views, average scores and rating are presented in Table 21 and Table 22.

Table 21

| Sl. No. | Feedback Parameters | Responses (in terms of % of students) | |
|---------|---|---|-----|
| | | Yes | No |
| 1 | Is it needed to add any content on curriculum? | 20 | 80 |
| 2 | If yes specify the content. | Sensors and Transducers | 50 |
| | | Microprocessors and Microcontrollers | 50 |
| 3 | Is it needed to delete any content on curriculum? | 0 | 100 |
| 4 | If yes specify the content. | NA | |


Coordinator, IQAC
Narula Institute of Technology
1, Nilgunj Road, Agarpara
Kolkata- 700109

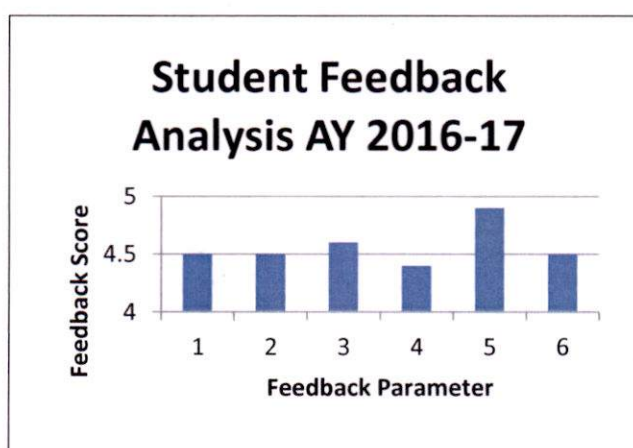
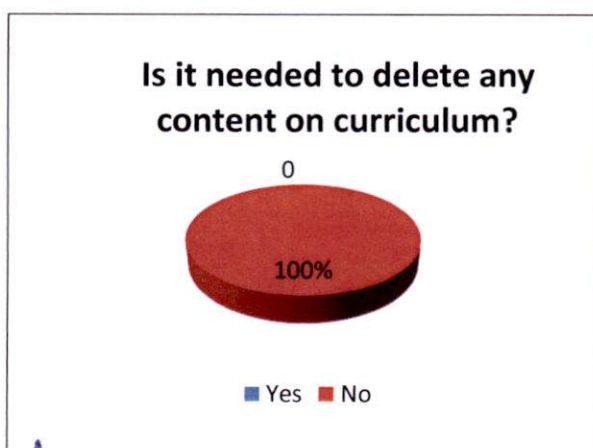
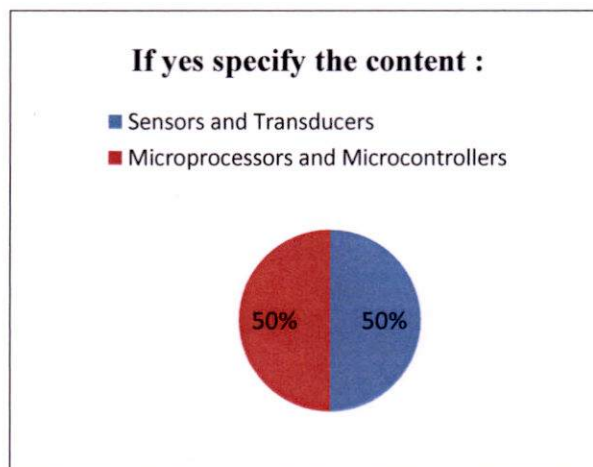
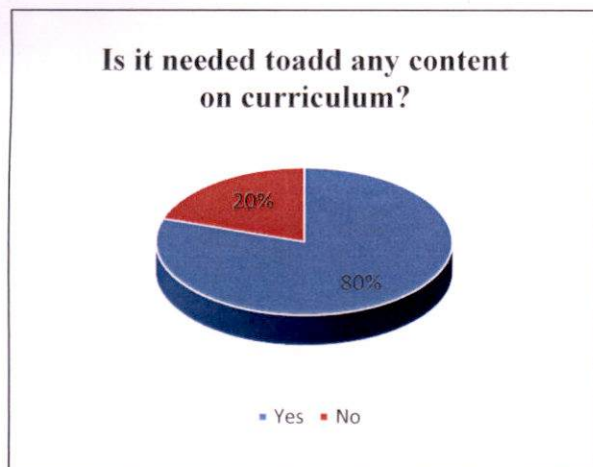

Principal
NARULA INSTITUTE OF TECHNOLOGY
81, Nilgunj Road, Agarpara, Kol-109

Table 22

| Sl. No. | Feedback Parameters | Responses (in terms of % of students) | | | | | Avg | Rating |
|---------|--|---------------------------------------|----------|----------|---------------|---------------|-----|-----------|
| | | 1 (Poor) | 2 (Fair) | 3 (Good) | 4 (Very Good) | 5 (Excellent) | | |
| 5 | Do you think this curriculum satisfy industry requirement? | 0 | 0 | 10 | 30 | 60 | 4.5 | Excellent |
| 6 | This curriculum is compatible with the latest technology? | 0 | 0 | 10 | 30 | 60 | 4.5 | Excellent |
| 7 | Are all the courses contribute to the knowledge and skill development? | 0 | 0 | 20 | 20 | 60 | 4.6 | Excellent |
| 8 | Percentage of the courses challenging and interesting | 0 | 0 | 10 | 40 | 50 | 4.4 | Excellent |
| 9 | Curriculum and Syllabus are need based | 0 | 0 | 0 | 10 | 90 | 4.9 | Excellent |
| 10 | Overall rating of the existing curriculum | 0 | 0 | 10 | 30 | 60 | 4.5 | Excellent |

Note: * Average score > 4: Excellent; 4 >= average score > 3: Very Good; 3 >= average score > 2: Good

The following graph charts are presented to analyze the aforementioned fact.



[Signature]
 Coordinator, IQAC
 Narula Institute of Technology
 1, Nilgunj Road, Agarpara
 Kolkata- 700109

[Signature]
 Principal
 NARULA INSTITUTE OF TECHNOLOGY
 81, Nilgunj Road, Agarpara, Kol-109

NARULA INSTITUTE OF TECHNOLOGY

81, Nilgunj Road, Agarpara, Kolkata-700109

Phone:+91 33 2563 8888/7777, Telefax:+91 33 2583 7029

Website:www.nit.ac.in, Email:info@nit.ac.in

Department of Electronics and Instrumentation Engineering

Faculty Feedback Analysis AY 2016-17

(On Curriculum)

Feedback Parameters

1. Curriculum and syllabus are need based
2. How do you rate the ambience of the College for effective delivery of the academic process?
3. Sufficient reference material/books are available in the library for the topics mentioned in the syllabus
4. How do you rate the college activities that help your students in getting jobs and placements?
5. The course content is updated and sufficient to bridge the gap between industry standards/current global scenario and academics.
6. I am able to achieve the minimum required course outcome attainment level for my class.
7. I have the freedom to propose/modify/suggest /incorporate new topics in the syllabus through proper forum.

The categorization of rating based on average score of different parameters is as follows: Excellent (5), Very Good (4), Good (3), Fair (2), and Poor (1). The results derived in terms of percentage of students with common views, average scores and rating are presented in Table 23.

Table 23

| Sl. No. | Feedback Parameters | Responses (in terms of % of students) | | | | | Avg (out of scale 5) | Rating |
|---------|--|---------------------------------------|----------|----------|---------------|---------------|----------------------|-----------|
| | | 1 (Poor) | 2 (Fair) | 3 (Good) | 4 (Very Good) | 5 (Excellent) | | |
| 1 | Curriculum and syllabus are need based | 0 | 0 | 0 | 0 | 100 | 5 | Excellent |
| 2 | How do you rate the ambience of the College for effective delivery of the academic process? | 0 | 0 | 20 | 40 | 40 | 4.2 | Excellent |
| 3 | Sufficient reference material/books are available in the library for the topics mentioned in the syllabus | 0 | 0 | 0 | 60 | 40 | 4.4 | Excellent |
| 4 | How do you rate the college activities that help your students in getting jobs and placements? | 0 | 0 | 0 | 20 | 80 | 4.8 | Excellent |
| 5 | The course content is updated and sufficient to bridge the gap between industry standards/current global scenario and academics. | 0 | 0 | 40 | 60 | 0 | 3.6 | Very Good |

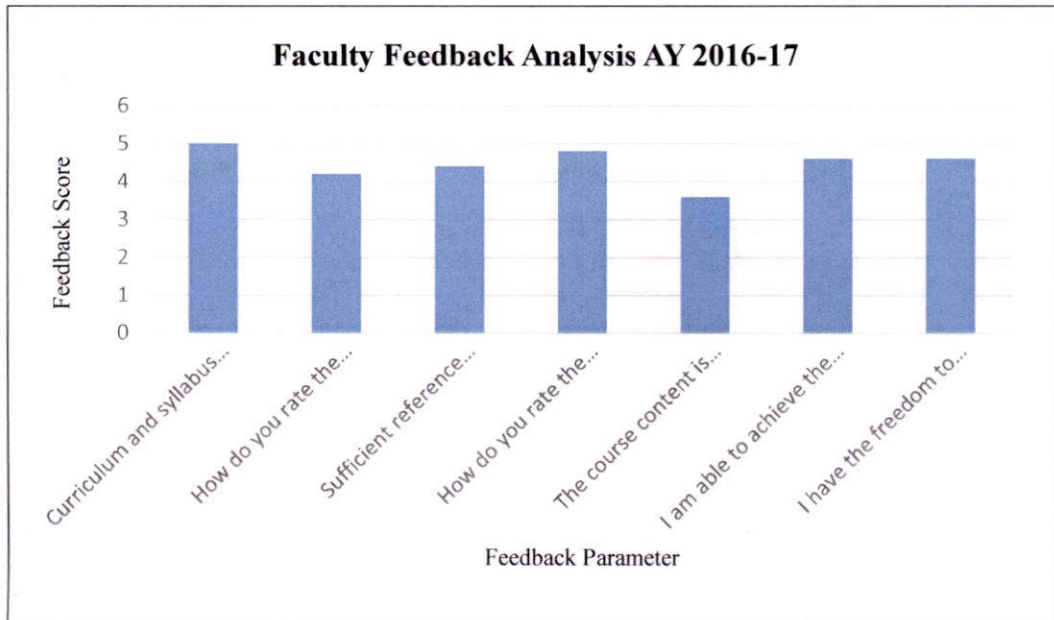

Coordinator, IQAC
Narula Institute of Technology
1, Nilgunj Road, Agarpara
Kolkata- 700109


Principal
NARULA INSTITUTE OF TECHNOLOGY
31, Nilgunj Road, Agarpara
Kolkata- 700109

| | | | | | | | | |
|---|--|---|---|---|----|-----|-----|-----------|
| 6 | I am able to achieve the minimum required course outcome attainment level for my class. | 0 | 0 | 0 | 0 | 100 | 4.6 | Excellent |
| 7 | I have the freedom to propose/modify/suggest /incorporate new topics in the syllabus through proper forum. | 0 | 0 | 0 | 40 | 60 | 4.6 | Excellent |

Note: * Average score > 4: Excellent; 4 >= average score > 3: Very Good; 3 >= average score > 2: Good

The following graph chart is presented to analyze the aforementioned fact.



Coordinator, IQAC
 Varula Institute of Technology
 1, Nilgunj Road, Agarpara
 Pin - 700109

Principal
MARULA INSTITUTE OF TECHNOLOGY
 1, Nilgunj Road, Agarpara, KOL-10

NARULA INSTITUTE OF TECHNOLOGY

81, Nilgunj Road, Agarpara, Kolkata-700109

Phone:+91 33 2563 8888/7777, Telefax:+91 33 2583 7029

Website:www.nit.ac.in, Email:info@nit.ac.in

Department of Electronics and Instrumentation Engineering

Alumnae Feedback Analysis AY 2016-17

(On Curriculum)

Feedback Parameters

1. The curriculum and syllabus content were appropriate for my placement / higher education/ development
2. The Institute/Faculty helped me in placement/higher education
3. Is it needed to add any content in the ongoing curriculum? If 'Yes', specify the content.
4. Is it needed to delete any content in the ongoing curriculum? If 'Yes', specify the content.
5. Any other suggestion.

The categorization of rating based on average score of different parameters is as follows: Excellent (5), Very Good (4), Good (3), Fair (2), and Poor (1). The results derived in terms of percentage of students with common views, average scores and rating are presented in **Table 24 and Table 25**.

Table 24

| Sl. No. | Feedback Parameters | Responses (in terms of % of students) | |
|---------|---|---------------------------------------|-----|
| | | Yes | No |
| 1 | Is it needed to add any content on curriculum? | 20 | 80 |
| 2 | If yes specify the content. | Sensors and Transducers | 50 |
| | | VLSI | 50 |
| 3 | Is it needed to delete any content on curriculum? | 0 | 100 |
| 4 | If yes specify the content. | NA | |

Table 25

| Sl. No. | Feedback Parameters | Responses (in terms of % of students) | | | | | Avg (out of scale 5) | Rating |
|---------|---|---------------------------------------|----------|----------|---------------|---------------|----------------------|-----------|
| | | 1 (Poor) | 2 (Fair) | 3 (Good) | 4 (Very Good) | 5 (Excellent) | | |
| 1 | The curriculum and syllabus content were appropriate for my placement / higher education/ development | 0 | 0 | 10 | 40 | 50 | 4.4 | Excellent |



Coordinator, IQAC
Narula Institute of Technology
1, Nilgunj Road, Agarpara
Kolkata- 700109

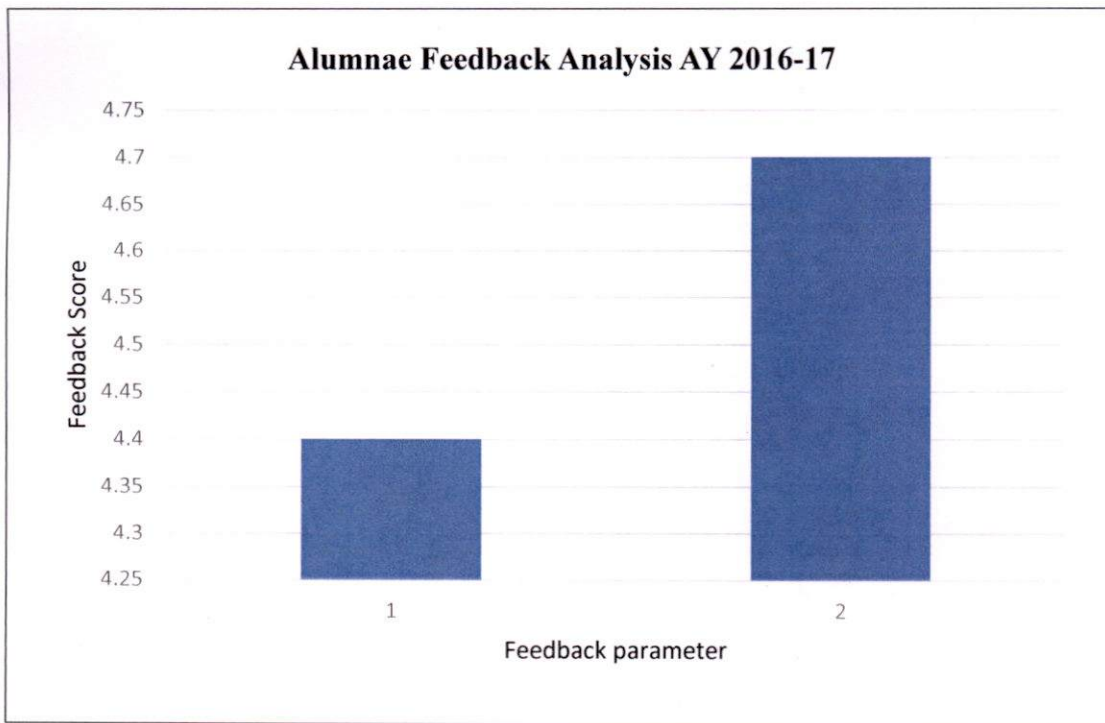
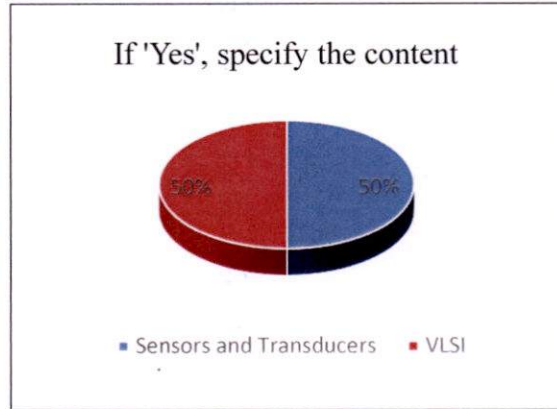
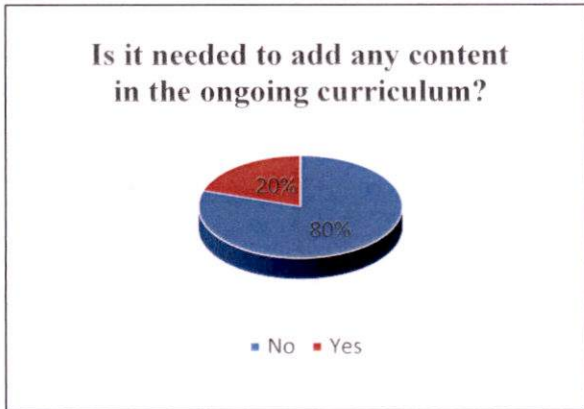


Principal
NARULA INSTITUTE OF TECHNOLOGY
81, Nilgunj Road, Agarpara, Kol-109

| | | | | | | | | |
|---|---|---|---|---|----|----|-----|-----------|
| 2 | The Institute/Faculty helped me in placement/higher education | 0 | 0 | 0 | 20 | 70 | 4.7 | Excellent |
|---|---|---|---|---|----|----|-----|-----------|

Note: * Average score >4: Excellent; 4 >= average score >3: Very Good; 3 >= average score >2: Good

The following graph charts are presented to analyze the aforementioned fact.



Coordinator, IQAC
 Narula Institute of Technology
 1, Nilgunj Road, Agarpara
 Kolkata- 700109

Principal
 NARULA INSTITUTE OF TECHNOLOGY
 81, Nilgunj Road, Agarpara, Kol-109

NARULA INSTITUTE OF TECHNOLOGY

81, Nilgunj Road, Agarpara, Kolkata-700109

Phone:+91 33 2563 8888/7777, Telefax:+91 33 2583 7029

Website:www.nit.ac.in, Email:info@nit.ac.in

Department of Mechanical Engineering

Faculty Feedback Analysis AY 2016-17

(On Curriculum)

Feedback Parameters

1. Curriculum and syllabus are need based
2. How do you rate the ambience of the College for effective delivery of the academic process?
3. Sufficient reference material/books are available in the library for the topics mentioned in the syllabus
4. How do you rate the college activities that help your students in getting jobs and placements?
5. The course content is updated and sufficient to bridge the gap between industry standards/current global scenario and academics.
6. I am able to achieve the minimum required course outcome attainment level for my class.
7. I have the freedom to propose/modify/suggest /incorporate new topics in the syllabus through proper forum.

The categorization of rating based on average score of different parameters is as follows: Excellent (5), Very Good (4), Good (3), Fair (2), and Poor (1). The results derived in terms of percentage of students with common views, average scores and rating are presented in Table 28.

Table 28

| Sl. No. | Feedback Parameters | Responses (in terms of % of students) | | | | | Avg (out of scale 5) | Rating |
|---------|--|---------------------------------------|----------|----------|---------------|---------------|----------------------|-----------|
| | | 1 (Poor) | 2 (Fair) | 3 (Good) | 4 (Very Good) | 5 (Excellent) | | |
| 1 | Curriculum and syllabus are need based | 0 | 0 | 50 | 50 | 0 | 3.5 | Very Good |
| 2 | How do you rate the ambience of the College for effective delivery of the academic process? | 0 | 0 | 66.6 | 33.3 | 0 | 3.3 | Very Good |
| 3 | Sufficient reference material/books are available in the library for the topics mentioned in the syllabus | 0 | 0 | 41.6 | 58.3 | 0 | 3.6 | Very Good |
| 4 | How do you rate the college activities that help your students in getting jobs and placements? | 0 | 0 | 33.3 | 66.7 | 0 | 3.6 | Very Good |
| 5 | The course content is updated and sufficient to bridge the gap between industry standards/current global scenario and academics. | 0 | 0 | 33.3 | 66.7 | 0 | 3.6 | Very Good |

Coordinator, IQAC
Narula Institute of Technology
1, Nilgunj Road, Agarpara
Kolkata- 700109

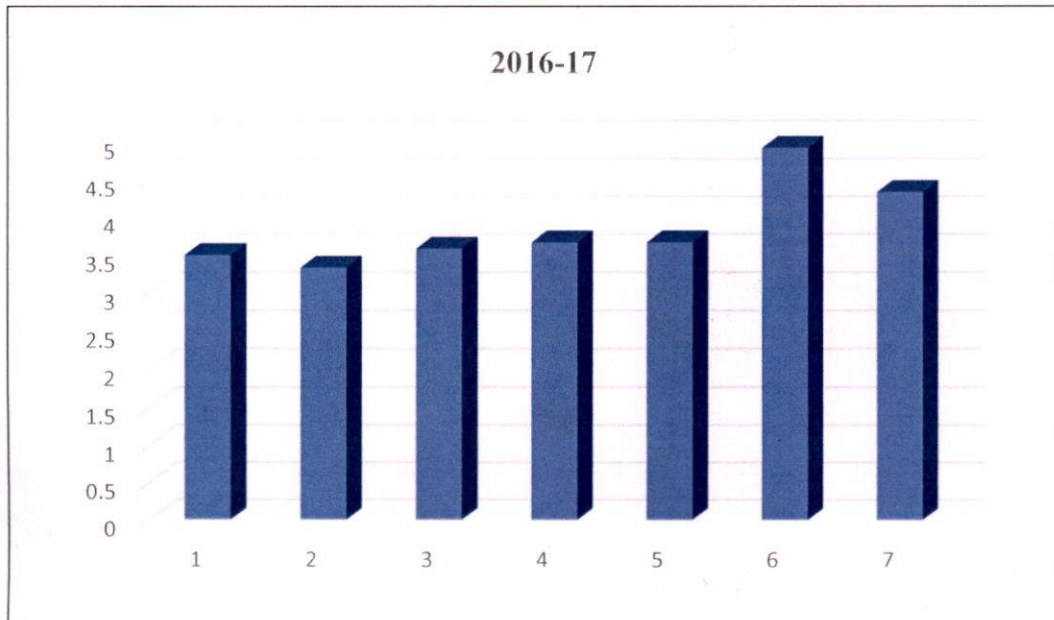
Principal

NARULA INSTITUTE OF TECHNOLOGY
81, Nilgunj Road, Agarpara, Kol-109

| | | | | | | | | |
|---|--|---|---|---|------|------|-----|-----------|
| 6 | I am able to achieve the minimum required course outcome attainment level for my class. | 0 | 0 | 0 | 8.33 | 91.6 | 4.9 | Excellent |
| 7 | I have the freedom to propose/modify/suggest /incorporate new topics in the syllabus through proper forum. | 0 | 0 | 0 | 66.7 | 33.3 | 4.3 | Excellent |

Note: * Average score > 4: Excellent; 4 >= average score > 3: Very Good; 3 >= average score > 2: Good

The following graph chart is presented to analyze the aforementioned fact.




 Coordinator, IQAC
 Narula Institute of Technology
 1, Nilgunj Road, Agarpara
 Kolkata - 700109


 Principal
 NARULA INSTITUTE OF TECHNOLOGY
 81, Nilgunj Road, Agarpara, Kol-109

NARULA INSTITUTE OF TECHNOLOGY

81, Nilgunj Road, Agarpara, Kolkata-700109

Phone:+91 33 2563 8888/7777, Telefax:+91 33 2583 7029

Website:www.nit.ac.in, Email:info@nit.ac.in

Department of Electronics and Communication Engineering (M.Tech)

Student Feedback Analysis AY 2016-17

(On Curriculum)

Feedback Parameters

1. Is it needed to add any content on curriculum? If yes specify the content.
2. Is it needed to delete any content on curriculum? If yes specify the content.
3. Do you think this curriculum satisfy industry requirement?
4. This curriculum is compatible with the latest technology?
5. Are all the courses contribute to the knowledge and skill development?
6. Percentage of the courses challenging and interesting
7. Curriculum and Syllabus are need based
8. Overall rating of the existing curriculum

The categorization of rating based on average score of different parameters is as follows: Excellent (5), Very Good (4), Good (3), Fair (2), and Poor (1). The results derived in terms of percentage of students with common views, average scores and rating are presented in Table 29 and Table 30.

Table 29

| Sl. No. | Feedback Parameters | Responses (in terms of % of students) | |
|---------|---|---------------------------------------|-----|
| | | Yes | No |
| 1 | Is it needed to add any content on curriculum? | 0 | 100 |
| 2 | If yes specify the content. | NA | |
| 3 | Is it needed to delete any content on curriculum? | 0 | 100 |
| 4 | If yes specify the content. | NA | |



Coordinator, IQAC
Narula Institute of Technology
1, Nilgunj Road, Agarpara
Kolkata- 700109



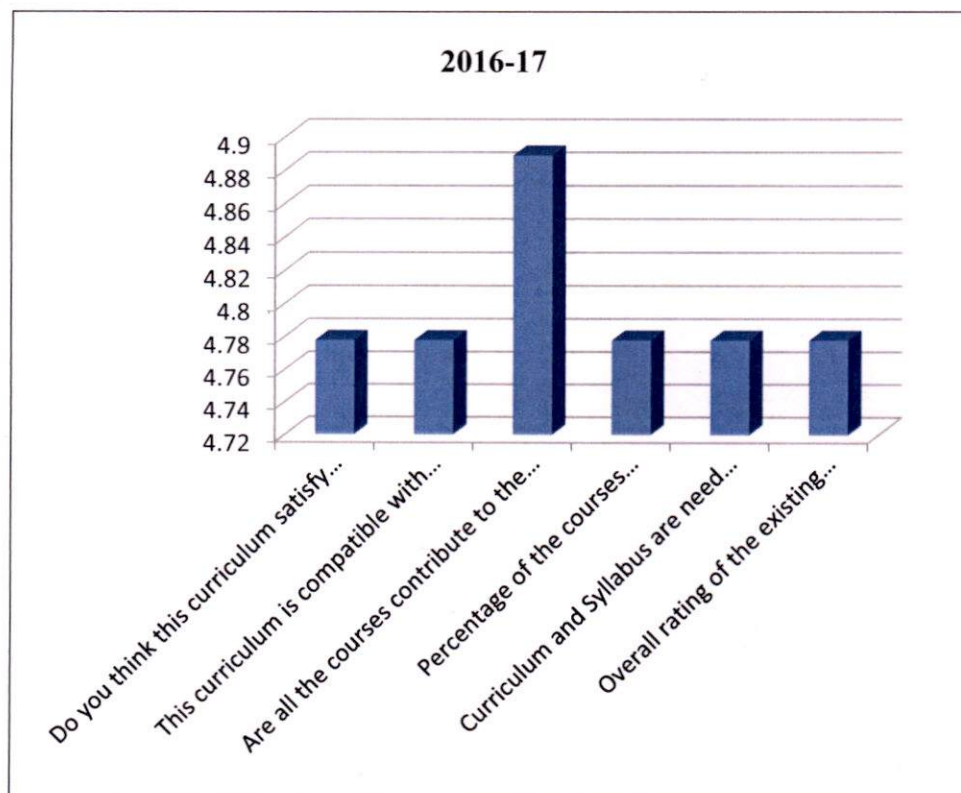
Principal
NARULA INSTITUTE OF TECHNOLOGY
1, Nilgunj Road, Agarpara, Kolkata-700109

Table 30

| Sl. No. | Feedback Parameters | Responses (in terms of % of students) | | | | | Avg | Rating |
|---------|--|---------------------------------------|----------|----------|---------------|---------------|-----|-----------|
| | | 1 (Poor) | 2 (Fair) | 3 (Good) | 4 (Very Good) | 5 (Excellent) | | |
| 5 | Do you think this curriculum satisfy industry requirement? | 0 | 0 | 0 | 22.2 | 77.8 | 4.8 | Excellent |
| 6 | This curriculum is compatible with the latest technology? | 0 | 0 | 0 | 22.2 | 77.8 | 4.8 | Excellent |
| 7 | Are all the courses contribute to the knowledge and skill development? | 0 | 0 | 0 | 11.1 | 88.9 | 4.8 | Excellent |
| 8 | Percentage of the courses challenging and interesting | 0 | 0 | 0 | 22.2 | 77.8 | 4.9 | Excellent |
| 9 | Curriculum and Syllabus are need based | 0 | 0 | 0 | 22.2 | 77.8 | 4.8 | Excellent |
| 10 | Overall rating of the existing curriculum | 0 | 0 | 0 | 22.2 | 77.8 | 4.8 | Excellent |

Note:* Average score>4: Excellent; 4>=average score>3: Very Good; 3>=average score>2: Good

The following graph charts are presented to analyze the aforementioned fact.



[Handwritten Signature]

Coordinator, IQAC
Narula Institute of Technology
1, Nilgunj Road, Agarpara
Kolkata- 700109

[Handwritten Signature]

Principal
NARULA INSTITUTE OF TECHNOLOGY
31, Nilgunj Road, Agarpara, Kol-109

NARULA INSTITUTE OF TECHNOLOGY

81, Nilgunj Road, Agarpara, Kolkata-700109

Phone:+91 33 2563 8888/7777, Telefax:+91 33 2583 7029

Website:www.nit.ac.in, Email:info@nit.ac.in

Department of Electronics and Communication Engineering (M.Tech)**Faculty Feedback Analysis AY 2016-17****(On Curriculum)****Feedback Parameters**


1. Curriculum and syllabus are need based
2. How do you rate the ambience of the College for effective delivery of the academic process?
3. Sufficient reference material/books are available in the library for the topics mentioned in the syllabus
4. How do you rate the college activities that help your students in getting jobs and placements?
5. The course content is updated and sufficient to bridge the gap between industry standards/ current global scenario and academics.
6. I am able to achieve the minimum required course outcome attainment level for my class.
7. I have the freedom to propose/modify/suggest /incorporate new topics in the syllabus through proper forum.

The categorization of rating based on average score of different parameters is as follows: Excellent (5), Very Good (4), Good (3), Fair (2), and Poor (1). The results derived in terms of percentage of students with common views, average scores and rating are presented in Table 31.

Table 31

| Sl. No. | Feedback Parameters | Responses (in terms of % of students) | | | | | Avg (out of scale 5) | Rating |
|---------|--|---------------------------------------|----------|----------|---------------|---------------|----------------------|-----------|
| | | 1 (Poor) | 2 (Fair) | 3 (Good) | 4 (Very Good) | 5 (Excellent) | | |
| 1 | Curriculum and syllabus are need based | 0 | 0 | 0 | 40 | 60 | 4.6 | Excellent |
| 2 | How do you rate the ambience of the College for effective delivery of the academic process? | 0 | 0 | 0 | 40 | 60 | 4.6 | Excellent |
| 3 | Sufficient reference material/books are available in the library for the topics mentioned in the syllabus | 0 | 0 | 0 | 20 | 80 | 4.8 | Excellent |
| 4 | How do you rate the college activities that help your students in getting jobs and placements? | 0 | 0 | 0 | 55 | 45 | 4.45 | Excellent |
| 5 | The course content is updated and sufficient to bridge the gap between industry standards/current global scenario and academics. | 0 | 0 | 0 | 50 | 50 | 4.5 | Excellent |

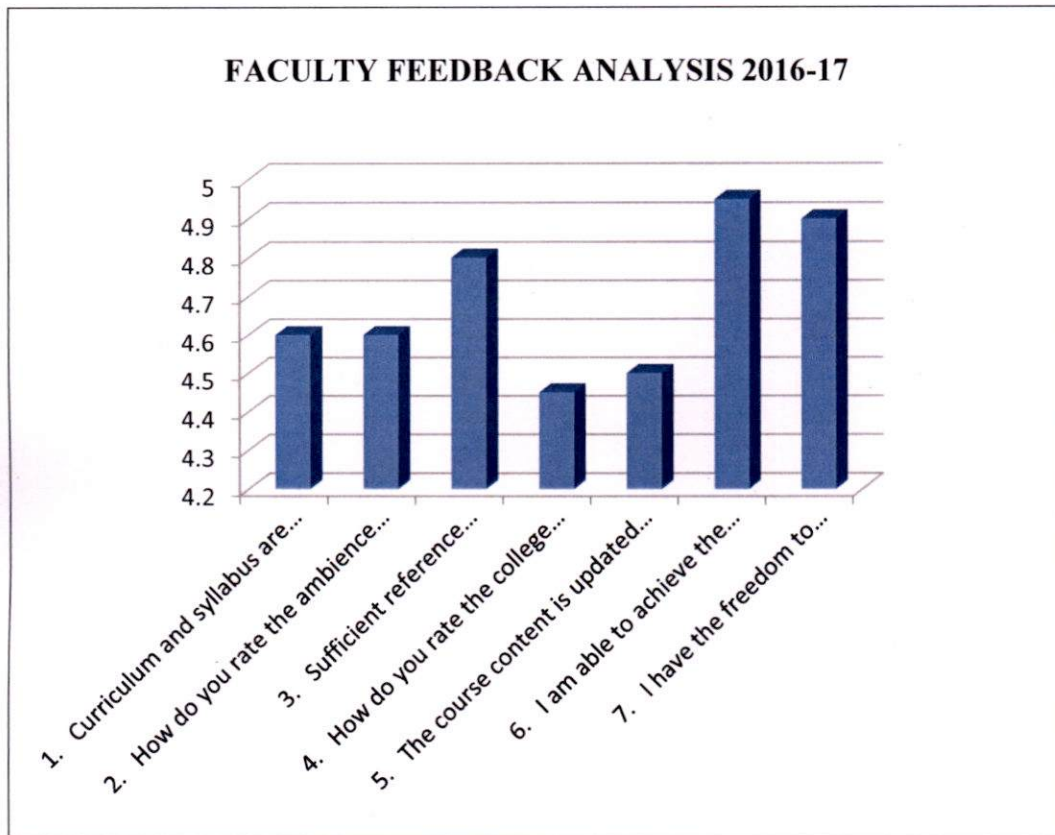

Coordinator, IQAC
Narula Institute of Technology
1, Nilgunj Road, Agarpara
Kolkata- 700109


Principal
NARULA INSTITUTE OF TECHNOLOGY
81, Nilgunj Road, Agarpara, Kol-109

| | | | | | | | | |
|---|--|---|---|---|----|----|------|-----------|
| 6 | I am able to achieve the minimum required course outcome attainment level for my class. | 0 | 0 | 0 | 5 | 95 | 4.95 | Excellent |
| 7 | I have the freedom to propose/modify/suggest /incorporate new topics in the syllabus through proper forum. | 0 | 0 | 0 | 10 | 90 | 4.9 | Excellent |

Note:* Average score>4: Excellent; 4>=average score>3: Very Good; 3>=average score>2: Good

The following graph chart is presented to analyze the aforementioned fact.



(Handwritten Signature)

Coordinator, IQAC
Narula Institute of Technology

(Handwritten Signature)

Principal
NARULA INSTITUTE OF TECHNOLOGY
81, Nilguni Road, Agarpara, Kol-109

NARULA INSTITUTE OF TECHNOLOGY

81, Nilgunj Road, Agarpara, Kolkata-700109

Phone:+91 33 2563 8888/7777, Telefax:+91 33 2583 7029

Website:www.nit.ac.in, Email:info@nit.ac.in

Department of Electronics and Communication Engineering (M. Tech)**Alumnae Feedback Analysis AY 2016-17****(On Curriculum)****Feedback Parameters**

1. The curriculum and syllabus content were appropriate for my placement / higher education/ development
2. The Institute/Faculty helped me in placement/higher education
3. Is it needed to add any content in the ongoing curriculum? If 'Yes', specify the content.
4. Is it needed to delete any content in the ongoing curriculum? If 'Yes', specify the content.
5. Any other suggestion.

The categorization of rating based on average score of different parameters is as follows: Excellent (5), Very Good (4), Good (3), Fair (2), and Poor (1). The results derived in terms of percentage of students with common views, average scores and rating are presented in **Table 32 and Table 33**.

Table 33

| Sl. No. | Feedback Parameters | Responses (in terms of % of students) | |
|---------|---|---------------------------------------|-----|
| | | Yes | No |
| 1 | Is it needed to add any content on curriculum? | 0 | 100 |
| 2 | If yes specify the content. | NA | |
| 3 | Is it needed to delete any content on curriculum? | 0 | 100 |
| 4 | If yes specify the content. | NA | |

Table 40

| Sl. No. | Feedback Parameters | Responses (in terms of % of students) | | | | | Avg (out of scale 5) | Rating |
|---------|---|---------------------------------------|----------|----------|---------------|---------------|----------------------|-----------|
| | | 1 (Poor) | 2 (Fair) | 3 (Good) | 4 (Very Good) | 5 (Excellent) | | |
| 1 | The curriculum and syllabus content were appropriate for my placement / higher education/ development | 0 | 0 | 0 | 14.3 | 85.7 | 4.8 | Excellent |
| 2 | The Institute/Faculty helped me in placement/higher education | 0 | 0 | 0 | 28.6 | 71.4 | 4.7 | Excellent |

Note:* Average score>4: Excellent; 4>=average score>3: Very Good; 3>=average score>2: Good

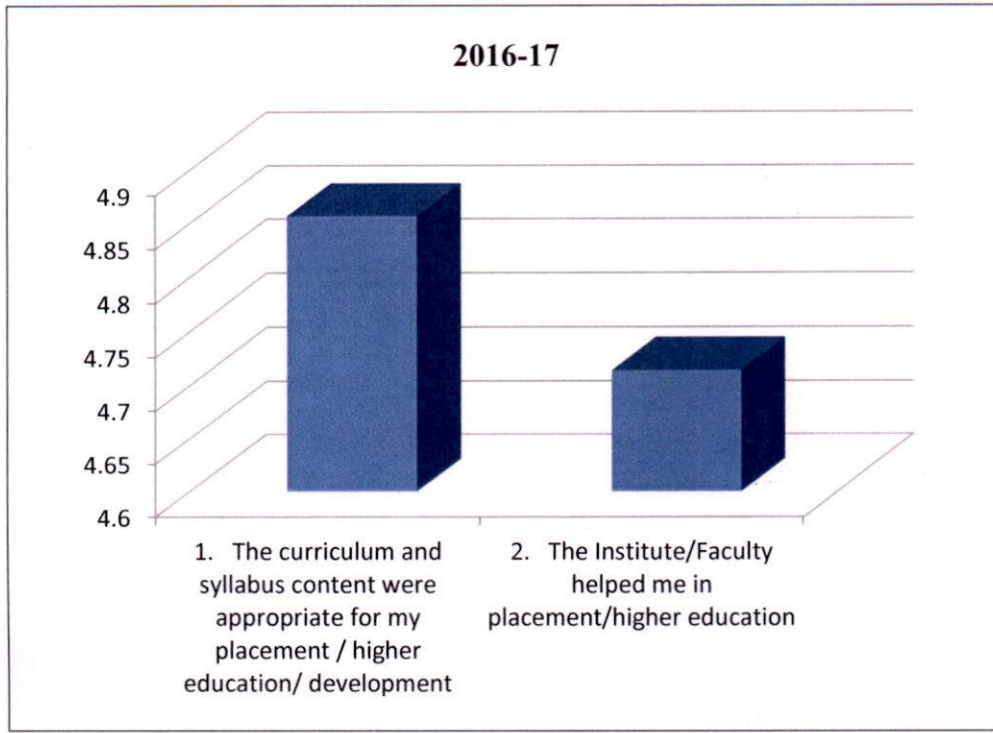


Coordinator, IQAC
Narula Institute of Technology
1, Nilgunj Road, Agarpara
Kolkata- 700109



Principal
NARULA INSTITUTE OF TECHNOLOGY
81, Nilgunj Road, Agarpara, Kol-109

The following graph charts are presented to analyze the aforementioned fact.




Coordinator, IQAC
Narula Institute of Technology
1, Nilgunj Road, Agarpara
Kolkata- 700109


Principal
NARULA INSTITUTE OF TECHNOLOGY
81, Nilgunj Road, Agarpara, Kol-109

NARULA INSTITUTE OF TECHNOLOGY

81, Nilgunj Road, Agarpara, Kolkata-700109
Phone:+91 33 2563 8888/7777, Telefax:+91 33 2583 7029
Website:www.nit.ac.in, Email:info@nit.ac.in

Department of Masters of Computer Application

Student Feedback Analysis AY 2016-17

(On Curriculum)

Feedback Parameters

1. Is it needed to add any content on curriculum? If yes specify the content.
2. Is it needed to delete any content on curriculum? If yes specify the content.
3. Do you think this curriculum satisfy industry requirement?
4. This curriculum is compatible with the latest technology?
5. Are all the courses contribute to the knowledge and skill development?
6. Percentage of the courses challenging and interesting
7. Curriculum and Syllabus are need based
8. Overall rating of the existing curriculum

The categorization of rating based on average score of different parameters is as follows: Excellent (5), Very Good (4), Good (3), Fair (2), and Poor (1). The results derived in terms of percentage of students with common views, average scores and rating are presented in Table 34 and Table 35.

Table 34

| Sl. No. | Feedback Parameters | Responses (in terms of % of students) | |
|---------|---|---------------------------------------|-----|
| | | Yes | No |
| 1 | Is it needed to add any content on curriculum? | 50 | 50 |
| 2 | If yes specify the content. | Stress Management | 14 |
| | | Soft Computing | 43 |
| | | Machine Learning | 29 |
| | | Robotics | 14 |
| 3 | Is it needed to delete any content on curriculum? | 0 | 100 |
| 4 | If yes specify the content. | NA | |



Coordinator, IQAC
Narula Institute of Technology
1, Nilgunj Road, Agarpara
Kolkata- 700109



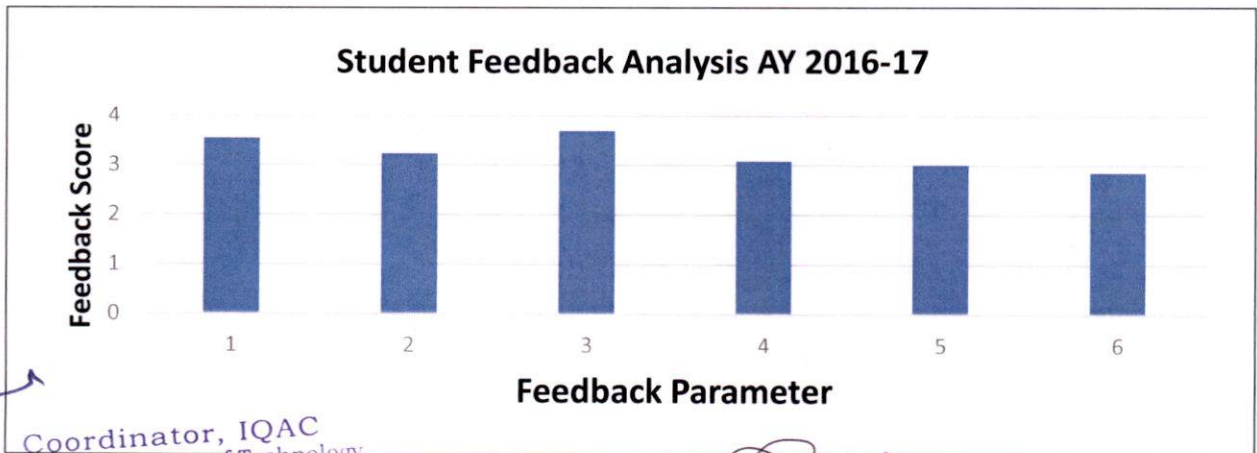
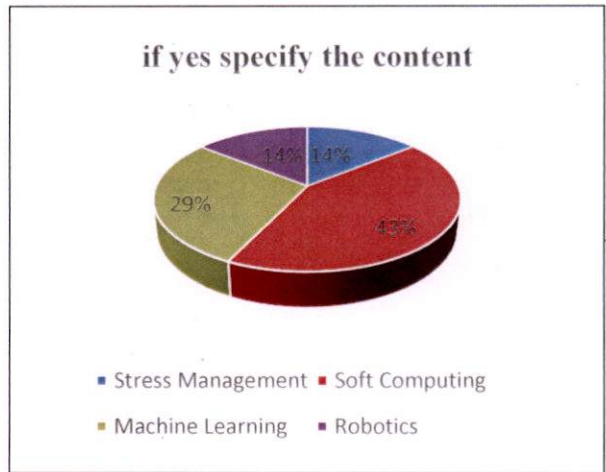
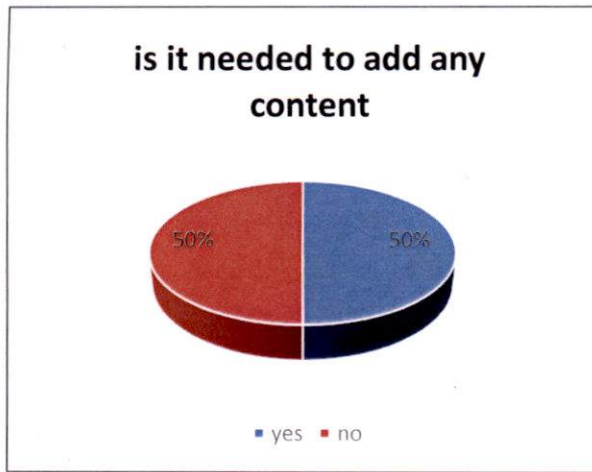
Principal
NARULA INSTITUTE OF TECHNOLOGY
81, Nilgunj Road, Agarpara, Kol-109 Page 39 of 45

Table 35

| Sl. No. | Feedback Parameters | Responses (in terms of % of students) | | | | | Avg | Rating |
|---------|--|---------------------------------------|----------|----------|---------------|---------------|-----|-----------|
| | | 1 (Poor) | 2 (Fair) | 3 (Good) | 4 (Very Good) | 5 (Excellent) | | |
| 5 | Do you think this curriculum satisfy industry requirement? | 0 | 0 | 46.1 | 53.8 | 0 | 3.5 | Very Good |
| 6 | This curriculum is compatible with the latest technology? | 0 | 23.07 | 30.8 | 46.2 | 0 | 3.2 | Very Good |
| 7 | Are all the courses contribute to the knowledge and skill development? | 0 | 0 | 46.2 | 38.5 | 15.4 | 3.7 | Very Good |
| 8 | Percentage of the courses challenging and interesting | 0 | 15.4 | 61.5 | 23.1 | 0 | 3.7 | Very Good |
| 9 | Curriculum and Syllabus are need based | 0 | 0 | 100 | 0 | 0 | 3 | Good |
| 10 | Overall rating of the existing curriculum | 0 | 15.4 | 84.6 | 0 | 0 | 2.8 | Good |

Note: * Average score > 4: Excellent; 4 >= average score > 3: Very Good; 3 >= average score > 2: Good

The following graph charts are presented to analyze the aforementioned fact.



Coordinator, IQAC
 Narula Institute of Technology
 1, Nilgunj Road, Agarpara
 Kolkata- 700109

Principal
 NARULA INSTITUTE OF TECHNOLOGY
 81, Nilgunj Road, Agarpara, Kol-109

NARULA INSTITUTE OF TECHNOLOGY

81, Nilgunj Road, Agarpara, Kolkata-700109

Phone:+91 33 2563 8888/7777, Telefax:+91 33 2583 7029

Website:www.nit.ac.in, Email:info@nit.ac.in

Department of Masters of Computer Application

Faculty Feedback Analysis AY 2016-17

(On Curriculum)

Feedback Parameters

1. Curriculum and syllabus are need based
2. How do you rate the ambience of the College for effective delivery of the academic process?
3. Sufficient reference material/books are available in the library for the topics mentioned in the syllabus
4. How do you rate the college activities that help your students in getting jobs and placements?
5. The course content is updated and sufficient to bridge the gap between industry standards/ current global scenario and academics.
6. I am able to achieve the minimum required course outcome attainment level for my class.
7. I have the freedom to propose/modify/suggest /incorporate new topics in the syllabus through proper forum.

The categorization of rating based on average score of different parameters is as follows: Excellent (5), Very Good (4), Good (3), Fair (2), and Poor (1). The results derived in terms of percentage of students with common views, average scores and rating are presented in Table 44.

Table 36

| Sl. No. | Feedback Parameters | Responses (in terms of % of students) | | | | | Avg (out of scale 5) | Rating |
|---------|---|---------------------------------------|----------|----------|---------------|---------------|----------------------|--------|
| | | 1 (Poor) | 2 (Fair) | 3 (Good) | 4 (Very Good) | 5 (Excellent) | | |
| 1 | Curriculum and syllabus are need based | 0 | 0 | 33.3 | 66.7 | 0 | 2.7 | Good |
| 2 | How do you rate the ambience of the College for effective delivery of the academic process? | 0 | 0 | 50 | 50 | 0 | 2.5 | Good |
| 3 | Sufficient reference material/books are available in the library for the topics mentioned in the syllabus | 0 | 0 | 16.7 | 66.7 | 16.7 | 3 | Good |
| 4 | How do you rate the college activities that help your students in getting jobs and placements? | 0 | 0 | 33.3 | 50 | 16.7 | 2.8 | Good |
| 5 | The course content is updated and sufficient to bridge the gap between | 0 | 0 | 33.3 | 50 | 16.7 | 2.8 | Good |

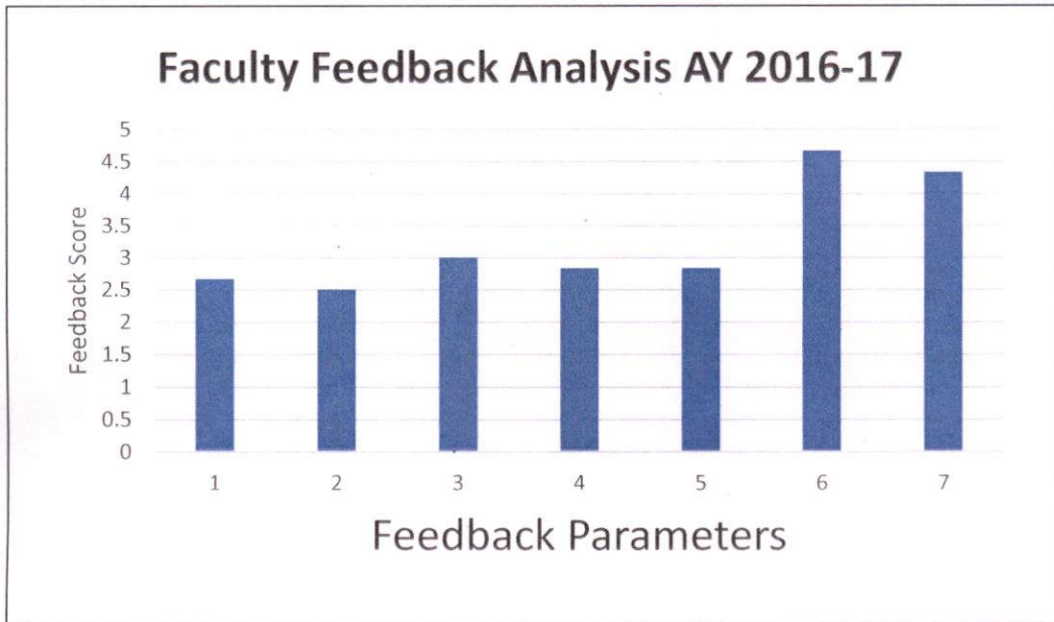

Coordinator, IQAC
Narula Institute of Technology
1, Nilgunj Road, Agarpara
Kolkata- 700109


Principal
NARULA INSTITUTE OF TECHNOLOGY
81, Nilgunj Road, Agarpara, Kol-109

| | | | | | | | | |
|---|--|---|---|---|------|------|-----|-----------|
| | industry standards/current global scenario and academics. | | | | | | | |
| 6 | I am able to achieve the minimum required course outcome attainment level for my class. | 0 | 0 | 0 | 33.3 | 66.7 | 4.7 | Excellent |
| 7 | I have the freedom to propose/modify/suggest /incorporate new topics in the syllabus through proper forum. | 0 | 0 | 0 | 66.7 | 33.3 | 4.3 | Excellent |

Note: * Average score > 4: Excellent; 4 >= average score > 3: Very Good; 3 >= average score > 2: Good

The following graph chart is presented to analyze the aforementioned fact.




 Coordinator, IQAC
 Narula Institute of Technology
 1, Nilgunj Road, Agarpara
 Kolkata- 700109


 Principal
 NARULA INSTITUTE OF TECHNOLOGY
 81, Nilgunj Road, Agarpara, Kol-109

NARULA INSTITUTE OF TECHNOLOGY

81, Nilgunj Road, Agarpara, Kolkata-700109

Phone:+91 33 2563 8888/7777, Telefax:+91 33 2583 7029

Website:www.nit.ac.in, Email:info@nit.ac.in

Department of Masters of Computer Application

Alumnae Feedback Analysis AY 2016-17

(On Curriculum)

Feedback Parameters

1. The curriculum and syllabus content were appropriate for my placement / higher education/ development
2. The Institute/Faculty helped me in placement/higher education
3. Is it needed to add any content in the ongoing curriculum? If 'Yes', specify the content.
4. Is it needed to delete any content in the ongoing curriculum? If 'Yes', specify the content.
5. Any other suggestion.

The categorization of rating based on average score of different parameters is as follows: Excellent (5), Very Good (4), Good (3), Fair (2), and Poor (1). The results derived in terms of percentage of students with common views, average scores and rating are presented in **Table 37 and Table 38.**

Table 37

| Sl. No. | Feedback Parameters | Responses (in terms of % of students) | |
|---------|---|---------------------------------------|-----|
| | | Yes | No |
| 1 | Is it needed to add any content on curriculum? | 20 | 80 |
| 2 | If yes specify the content. | Python | 50 |
| | | DBMS | 25 |
| | | EVS | 25 |
| 3 | Is it needed to delete any content on curriculum? | 0 | 100 |
| 4 | If yes specify the content. | NA | |


Coordinator, IQAC
Narula Institute of Technology
1, Nilgunj Road, Agarpara
Kolkata- 700109



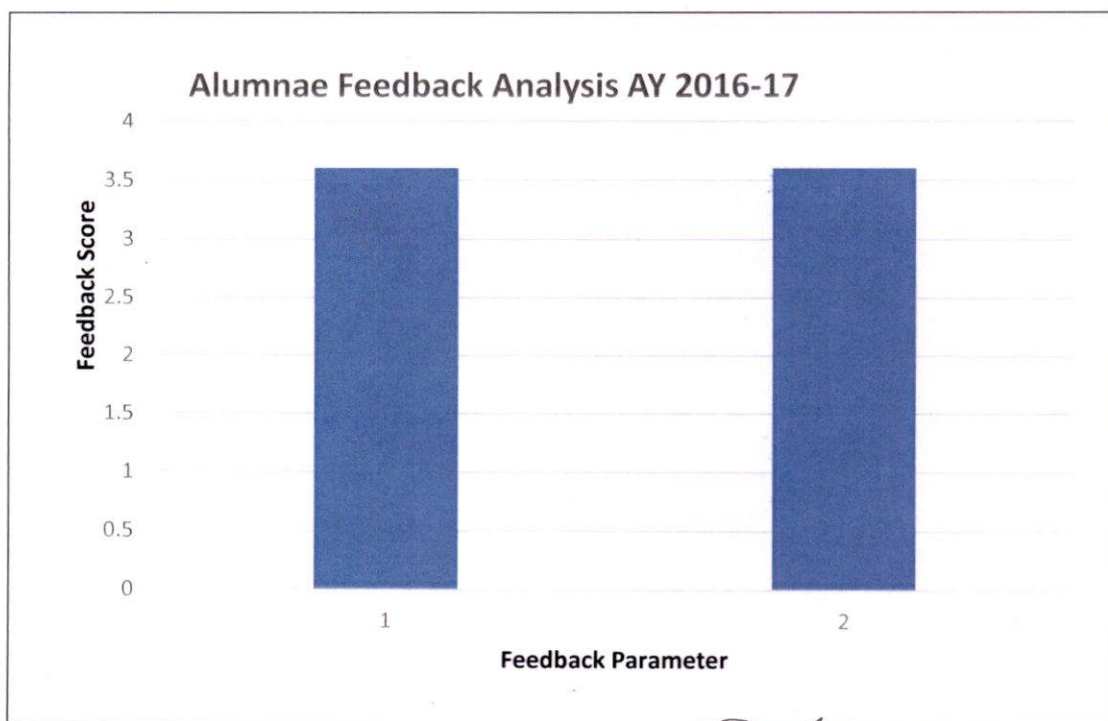
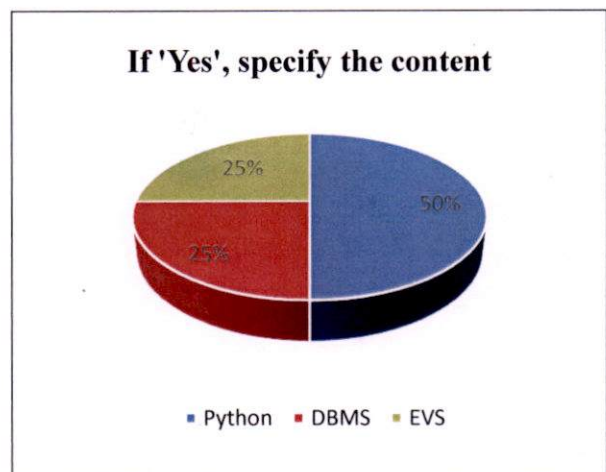
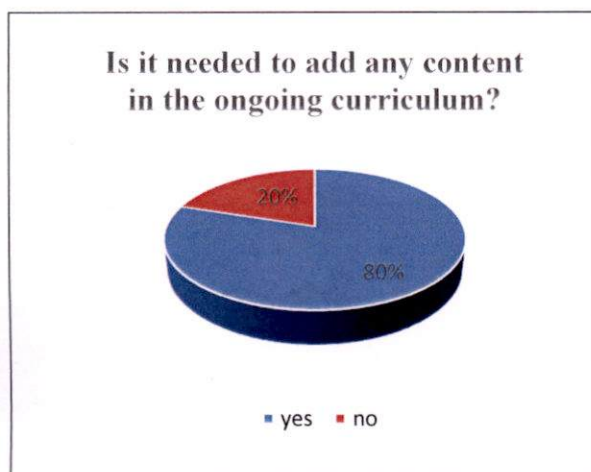
Principal
NARULA INSTITUTE OF TECHNOLOGY
31, Nilguni Road, Agarpara, Kol-109

Table 38

| Sl. No. | Feedback Parameters | Responses (in terms of % of students) | | | | | Avg (out of scale 5) | Rating |
|---------|---|---------------------------------------|----------|----------|---------------|---------------|----------------------|-----------|
| | | 1 (Poor) | 2 (Fair) | 3 (Good) | 4 (Very Good) | 5 (Excellent) | | |
| 1 | The curriculum and syllabus content were appropriate for my placement / higher education/ development | 0 | 0 | 0 | 40 | 60 | 3.6 | Very Good |
| 2 | The Institute/Faculty helped me in placement/higher education | 0 | 0 | 0 | 40 | 60 | 3.6 | Very Good |

Note: * Average score > 4: Excellent; 4 >= average score > 3: Very Good; 3 >= average score > 2: Good

The following graph charts are presented to analyze the aforementioned fact.



[Handwritten signature]

Coordinator, IQAC
Narula Institute of Technology
1, Nilgunj Road, Agarpara
Kolkata- 700109

[Handwritten signature]

Principal
NARULA INSTITUTE OF TECHNOLOGY
81, Nilgunj Road, Agarpara, Kol-109

NARULA INSTITUTE OF TECHNOLOGY

81, Nilgunj Road, Agarpara, Kolkata-700109

Phone:+91 33 2563 8888/7777, Telefax:+91 33 25837029

Website:www.nit.ac.in, Email:info@nit.ac.in

Employer Feedback Analysis AY 2016-17

(On Curriculum)

Feedback Parameters

1. The technical knowledge of the student is*
2. The curriculum and syllabus provide sufficient knowledge in the area of study*
3. Is it needed to add any content on curriculum? If yes specify the content.
4. Is it needed to delete any content on curriculum? If yes specify the content.
5. Do you think this curriculum satisfy industry requirement? *

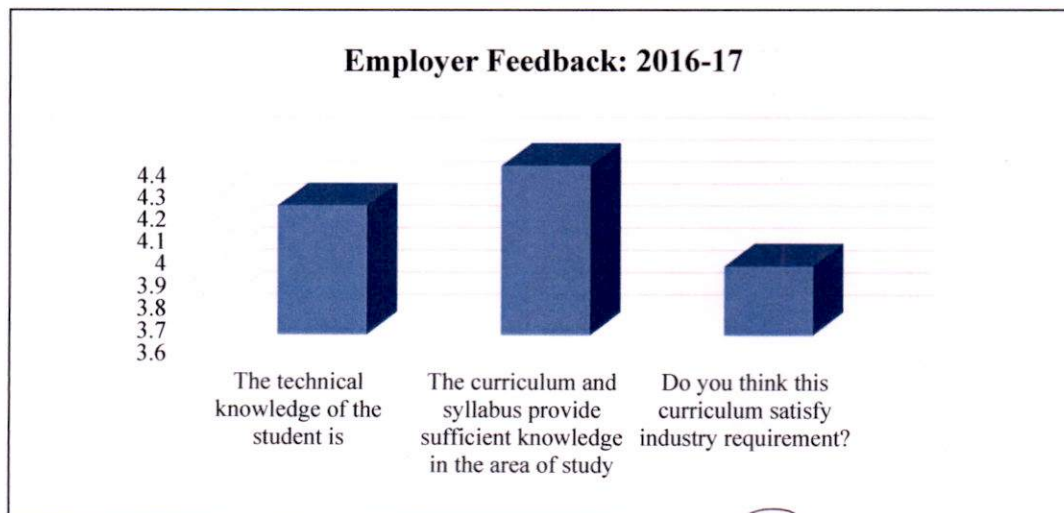
The following summarized result has been generated from the Feedback Analysis report on Curriculum on Employers in the academic year 2019-20.

The categorization of rating based on average score of different parameters is as follows: Excellent (5), Very Good (4), Good (3), Fair (2), and Poor (1). The results derived in terms of percentage of students with common views, average scores and rating are presented in Table 39.

Table 39

| Sl. No. | Feedback Parameters | Responses (in terms of % of students) | | | | | Avg (out of scale 5) | Rating |
|---------|---|---------------------------------------|----------|----------|---------------|---------------|----------------------|-----------|
| | | 1 (Poor) | 2 (Fair) | 3 (Good) | 4 (Very Good) | 5 (Excellent) | | |
| 1 | The technical knowledge of the student is | 0 | 0 | 27.3 | 27.3 | 45.5 | 4.2 | Excellent |
| 2 | The curriculum and syllabus provide sufficient knowledge in the area of study | 0 | 0 | 18.2 | 27.3 | 54.4 | 4.4 | Excellent |
| 3 | Do you think this curriculum satisfy industry requirement? | 0 | 0 | 27.3 | 36.4 | 36.4 | 3.9 | Excellent |

Note:* Average score>4: Excellent; 4>=average score>3: Very Good; 3>=average score>2: Good



Coordinator, IQAC
Narula Institute of Technology
1, Nilgunj Road, Agarpara
Kolkata- 700109

Principal
NARULA INSTITUTE OF TECHNOLOGY
81, Nilgunj Road, Agarpara, Kol-109