



Narula Institute of Technology

81, Nilgunj Road, Agarpara, Kolkata-700109

FEEDBACK ANALYSIS REPORT

ACADEMIC YEAR: 2015-16

NARULA INSTITUTE OF TECHNOLOGY

81, Nilgunj Road, Agarpara, Kolkata-700109

Phone:+91 33 2563 8888/7777, Telefax:+91 33 2583 7029

Website:www.nit.ac.in, Email:info@nit.ac.in

Department of Computer Science and Engineering

Student Feedback Analysis AY 2015-16

(On Curriculum)

Feedback Parameters

1. Is it needed to add any content on curriculum? If yes specify the content.
2. Is it needed to delete any content on curriculum? If yes specify the content.
3. Do you think this curriculum satisfy industry requirement?
4. This curriculum is compatible with the latest technology?
5. Are all the courses contribute to the knowledge and skill development?
6. Percentage of the courses challenging and interesting
7. Curriculum and Syllabus are need based
8. Overall rating of the existing curriculum


The categorization of rating based on average score of different parameters is as follows: Excellent (5), Very Good (4), Good (3), Fair (2), and Poor (1). The results derived in terms of percentage of students with common views, average scores and rating are presented in *Table 1* and *Table 2*.


Table 1

| Sl. No. | Feedback Parameters | Responses (in terms of % of students) | |
|---------|---|---------------------------------------|-----|
| | | Yes | No |
| 1 | Is it needed to add any content on curriculum? | 10 | 90 |
| 2 | If yes specify the content. | Robotics | 34 |
| | | Distributed Algorithm | 33 |
| | | Distributed Database | 33 |
| 3 | Is it needed to delete any content on curriculum? | 0 | 100 |
| 4 | If yes specify the content. | NA | |

Table 2

| Sl. No. | Feedback Parameters | Responses (in terms of % of students) | | | | | Avg | Rating |
|---------|--|---------------------------------------|----------|----------|---------------|---------------|------|-----------|
| | | 1 (Poor) | 2 (Fair) | 3 (Good) | 4 (Very Good) | 5 (Excellent) | | |
| 5 | Do you think this curriculum satisfy industry requirement? | 0 | 0 | 0 | 15 | 85 | 4.85 | Excellent |

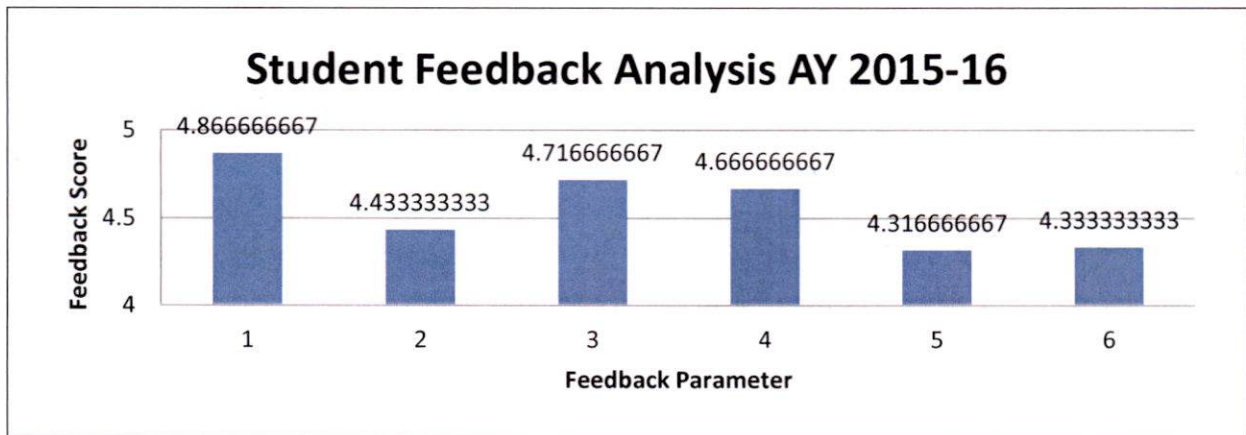
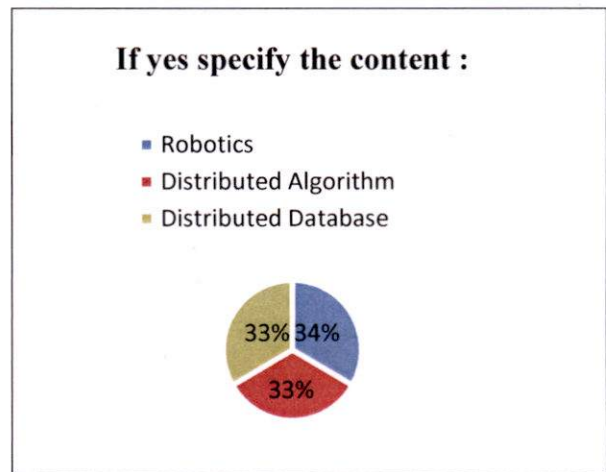
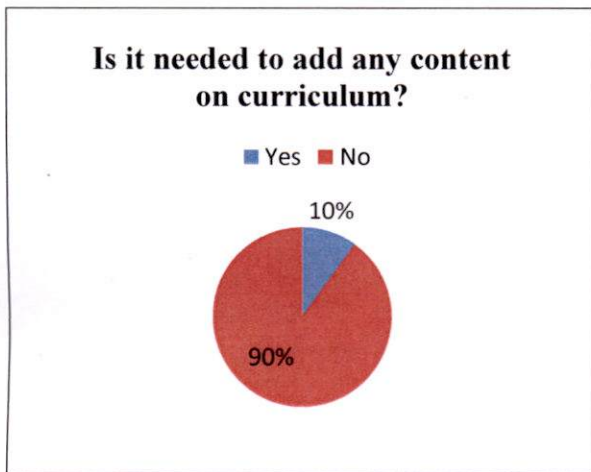

Coordinator, IQAC
Narula Institute of Technology
1, Nilgunj Road, Agarpara
Kolkata- 700109


Principal
NARULA INSTITUTE OF TECHNOLOGY
81, Nilgunj Road, Agarpara, Kolkata

| | | | | | | | | |
|----|--|---|-----|-----|------|------|-----|-----------|
| 6 | This curriculum is compatible with the latest technology? | 0 | 8.3 | 5 | 15 | 71.7 | 4.5 | Excellent |
| 7 | Are all the courses contribute to the knowledge and skill development? | 0 | 0 | 3.3 | 16.7 | 80 | 4.7 | Excellent |
| 8 | Percentage of the courses challenging and interesting | 0 | 0 | 1.7 | 6.7 | 91.7 | 4.9 | Excellent |
| 9 | Curriculum and Syllabus are need based | 0 | 0 | 15 | 11.7 | 73.3 | 4.6 | Excellent |
| 10 | Overall rating of the existing curriculum | 0 | 0 | 6.7 | 26.7 | 66.7 | 4.6 | Excellent |

Note: * Average score > 4: Excellent; 4 >= average score > 3: Very Good; 3 >= average score > 2: Good

The following graph charts are presented to analyze the aforementioned fact.



Coordinator, IQAC
 Narula Institute of Technology
 1, Nilgunj Road, Agarpara
 Kolkata- 700109

Principal
 NARULA INSTITUTE OF TECHNOLOGY
 81, Nilgunj Road, Agarpara, Kol-109

NARULA INSTITUTE OF TECHNOLOGY

81, Nilgunj Road, Agarpara, Kolkata-700109

Phone:+91 33 2563 8888/7777, Telefax:+91 33 2583 7029

Website:www.nit.ac.in, Email:info@nit.ac.in

Department of Computer Science and Engineering

Faculty Feedback Analysis AY 2015-16

(On Curriculum)


Feedback Parameters

1. Curriculum and syllabus are need based
2. How do you rate the ambience of the College for effective delivery of the academic process?
3. Sufficient reference material/books are available in the library for the topics mentioned in the syllabus
4. How do you rate the college activities that help your students in getting jobs and placements?
5. The course content is updated and sufficient to bridge the gap between industry standards/ current global scenario and academics.
6. I am able to achieve the minimum required course outcome attainment level for my class.
7. I have the freedom to propose/modify/suggest /incorporate new topics in the syllabus through proper forum.

The categorization of rating based on average score of different parameters is as follows: Excellent (5), Very Good (4), Good (3), Fair (2), and Poor (1). The results derived in terms of percentage of students with common views, average scores and rating are presented in Table 3.

Table 3

| Sl. No. | Feedback Parameters | Responses (in terms of % of students) | | | | | Avg (out of scale 5) | Rating |
|---------|--|---------------------------------------|----------|----------|---------------|---------------|----------------------|-----------|
| | | 1 (Poor) | 2 (Fair) | 3 (Good) | 4 (Very Good) | 5 (Excellent) | | |
| 1 | Curriculum and syllabus are need based | 0 | 10 | 40 | 30 | 30 | 3.6 | Very Good |
| 2 | How do you rate the ambience of the College for effective delivery of the academic process? | 0 | 0 | 20 | 40 | 40 | 4.2 | Excellent |
| 3 | Sufficient reference material/books are available in the library for the topics mentioned in the syllabus | 0 | 0 | 10 | 30 | 60 | 4.5 | Excellent |
| 4 | How do you rate the college activities that help your students in getting jobs and placements? | 0 | 0 | 0 | 20 | 80 | 4.8 | Excellent |
| 5 | The course content is updated and sufficient to bridge the gap between industry standards/current global scenario and academics. | 0 | 0 | 40 | 40 | 20 | 3.8 | Very Good |

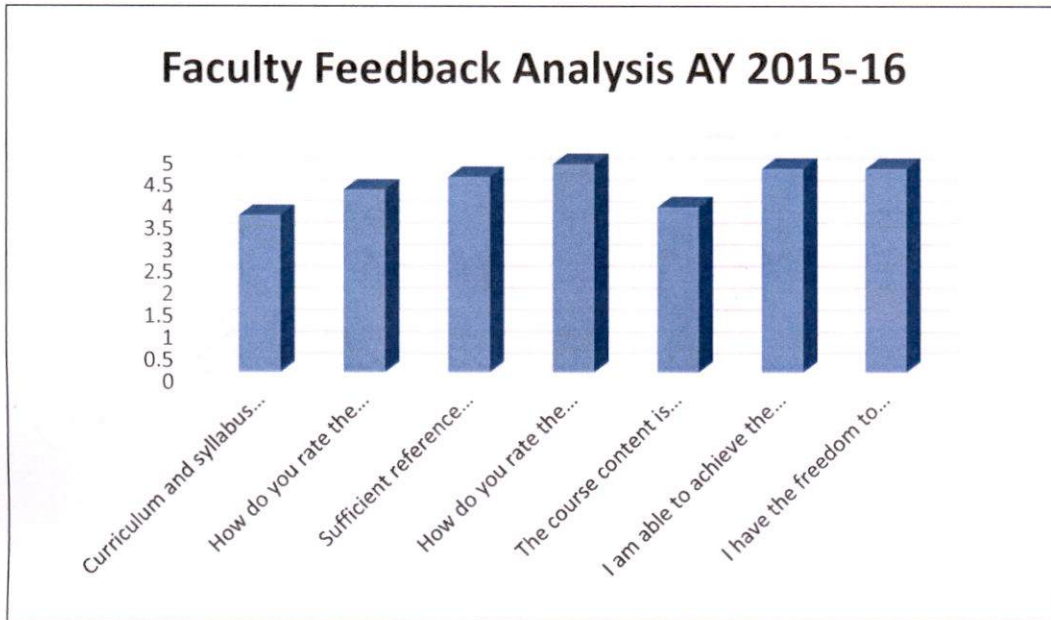

Coordinator, IQAC
Narula Institute of Technology
1, Nilgunj Road, Agarpara
Kolkata- 700109


Principal
NARULA INSTITUTE OF TECHNOLOGY
81, Nilgunj Road, Agarpara, Kol-109

| | | | | | | | | |
|---|--|---|---|---|----|----|-----|-----------|
| 6 | I am able to achieve the minimum required course outcome attainment level for my class. | 0 | 0 | 0 | 30 | 70 | 4.7 | Excellent |
| 7 | I have the freedom to propose/modify/suggest /incorporate new topics in the syllabus through proper forum. | 0 | 0 | 0 | 30 | 70 | 4.7 | Excellent |

Note:* Average score>4: Excellent; 4>=average score>3: Very Good; 3>=average score>2: Good

The following graph chart is presented to analyze the aforementioned fact.




 Coordinator, IQAC
 Narula Institute of Technology
 81, Nilgunj Road, Agarpara
 Kolkata- 700109


 Principal
 NARULA INSTITUTE OF TECHNOLOGY
 81, Nilgunj Road, Agarpara, Kol-109

NARULA INSTITUTE OF TECHNOLOGY

81, Nilgunj Road, Agarpara, Kolkata-700109

Phone:+91 33 2563 8888/7777, Telefax:+91 33 2583 7029

Website:www.nit.ac.in, Email:info@nit.ac.in

Department of Computer Science and Engineering

Alumnae Feedback Analysis AY 2015-16

(On Curriculum)

Feedback Parameters

1. The curriculum and syllabus content were appropriate for my placement / higher education/ development
2. The Institute/Faculty helped me in placement/higher education
3. Is it needed to add any content in the ongoing curriculum? If 'Yes', specify the content.
4. Is it needed to delete any content in the ongoing curriculum? If 'Yes', specify the content.
5. Any other suggestion.

The categorization of rating based on average score of different parameters is as follows: Excellent (5), Very Good (4), Good (3), Fair (2), and Poor (1). The results derived in terms of percentage of students with common views, average scores and rating are presented in **Table 4** and

Table 5.

Table 4

| Sl. No. | Feedback Parameters | Responses (in terms of % of students) | |
|---------|---|---------------------------------------|-----|
| | | Yes | No |
| 1 | Is it needed to add any content on curriculum? | 60 | 40 |
| 2 | If yes specify the content. | Distributed Database | 60 |
| | | Robotics | 40 |
| 3 | Is it needed to delete any content on curriculum? | 0 | 100 |
| 4 | If yes specify the content. | NA | |

Table 5

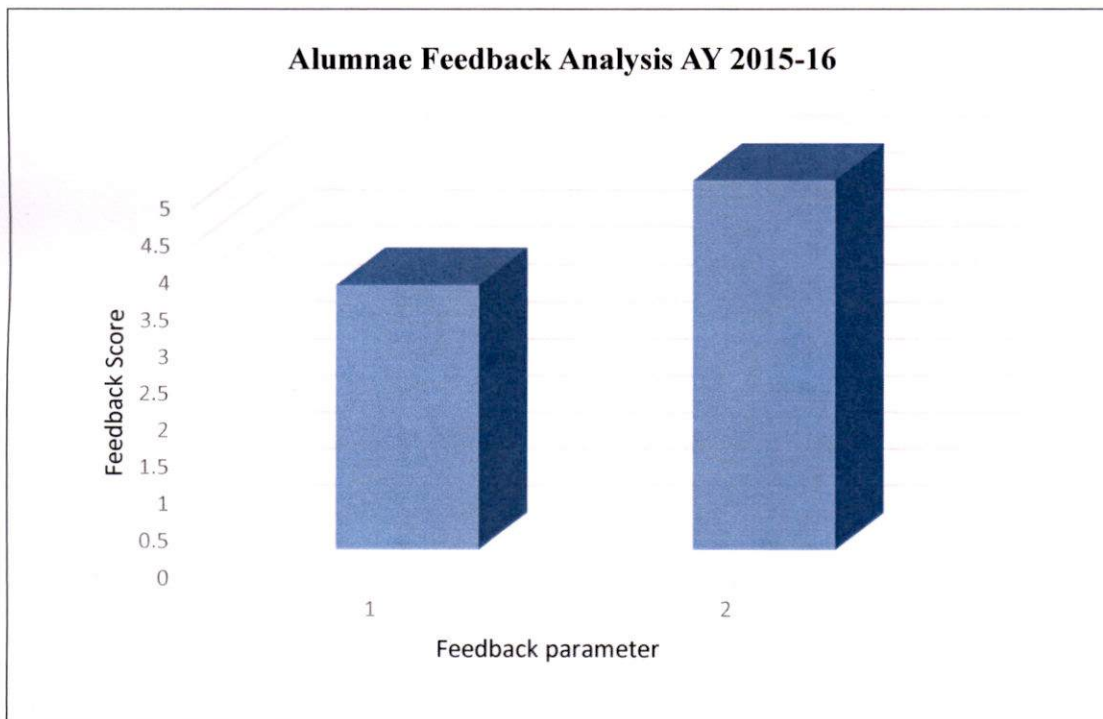
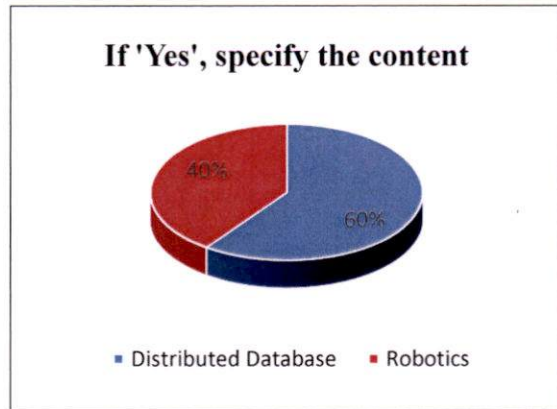
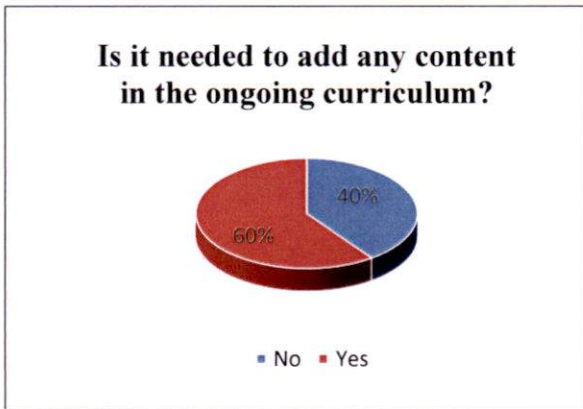
| Sl. No. | Feedback Parameters | Responses (in terms of % of students) | | | | | Avg (out of scale 5) | Rating |
|---------|---|---------------------------------------|----------|----------|---------------|---------------|----------------------|-----------|
| | | 1 (Poor) | 2 (Fair) | 3 (Good) | 4 (Very Good) | 5 (Excellent) | | |
| 1 | The curriculum and syllabus content were appropriate for my placement / higher education/ development | 0 | 0 | 66.6 | 6.7 | 26.7 | 3.6 | Very Good |
| 2 | The Institute/Faculty helped me in placement/higher education | 0 | 0 | 0 | 0 | 100 | 5 | Excellent |

Note:* Average score>4: Excellent; 4>=average score>3: Very Good; 3>=average score>2: Good

Coordinator, IQAC
Narula Institute of Technology
1, Nilgunj Road, Agarpara
Kolkata- 700109


 Principal
NARULA INSTITUTE OF TECHNOLOGY
 81, Nilgunj Road, Agarpara, Kol-109

The following graph charts are presented to analyze the aforementioned fact.



Coordinator, IQAC
Narula Institute of Technology
1, Nilgunj Road, Agarpara
Kolkata- 700109

NARULA INSTITUTE OF TECHNOLOGY
31, Nilguni Road, Agarpara, Kol-109

NARULA INSTITUTE OF TECHNOLOGY

81, Nilgunj Road, Agarpara, Kolkata-700109

Phone:+91 33 2563 8888/7777, Telefax:+91 33 2583 7029

Website:www.nit.ac.in, Email:info@nit.ac.in

Department of Electronics and Communication Engineering

Student Feedback Analysis AY 2015-16

(On Curriculum)

Feedback Parameters

1. Is it needed to add any content on curriculum? If yes specify the content.
2. Is it needed to delete any content on curriculum? If yes specify the content.
3. Do you think this curriculum satisfy industry requirement?
4. This curriculum is compatible with the latest technology?
5. Are all the courses contribute to the knowledge and skill development?
6. Percentage of the courses challenging and interesting
7. Curriculum and Syllabus are need based
8. Overall rating of the existing curriculum

The categorization of rating based on average score of different parameters is as follows: Excellent (5), Very Good (4), Good (3), Fair (2), and Poor (1). The results derived in terms of percentage of students with common views, average scores and rating are presented in **Table 6** and **Table 7**.


Table 6

| Sl. No. | Feedback Parameters | Responses (in terms of % of students) | |
|---------|---|---------------------------------------|-------|
| | | Yes | No |
| 1 | Is it needed to add any content on curriculum? | 7 | 93 |
| 2 | If yes specify the content. | Machine Learning | 31.25 |
| | | Python | 56.25 |
| 3 | Is it needed to delete any content on curriculum? | 0 | 100 |
| 4 | If yes specify the content. | NA | |

Table 7

| Sl. No. | Feedback Parameters | Responses (in terms of % of students) | | | | | Avg | Rating |
|---------|--|---------------------------------------|----------|----------|---------------|---------------|-----|-----------|
| | | 1 (Poor) | 2 (Fair) | 3 (Good) | 4 (Very Good) | 5 (Excellent) | | |
| 5 | Do you think this curriculum satisfy industry requirement? | 0 | 0 | 0 | 15.7 | 84.3 | 4.8 | Excellent |

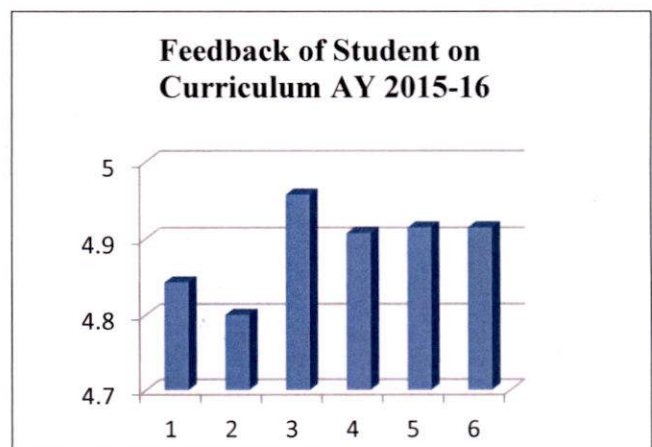
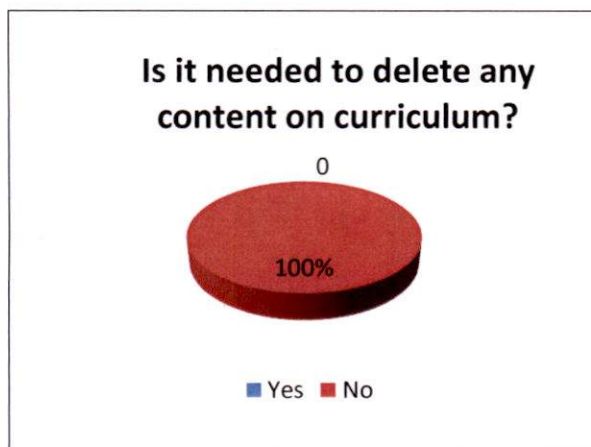
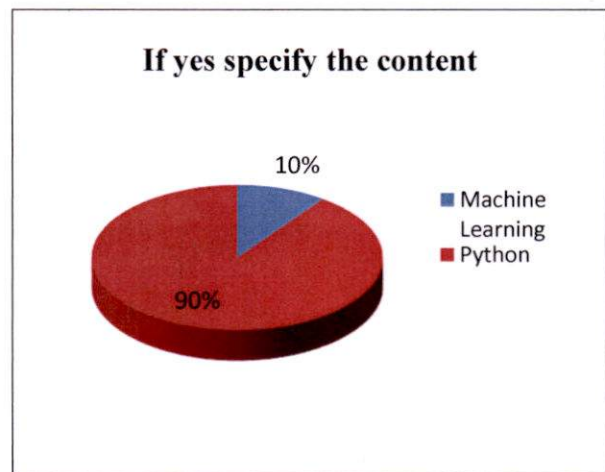
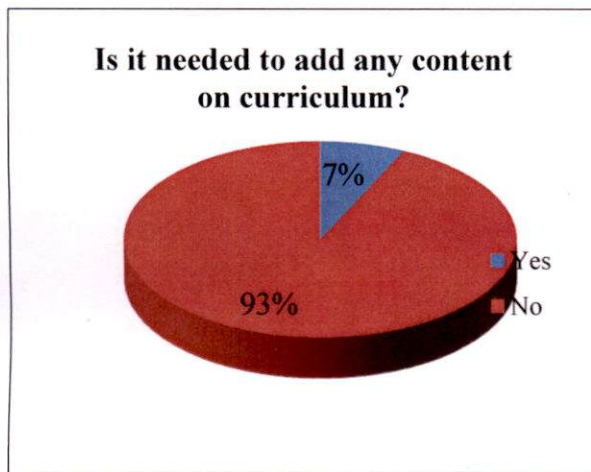

Coordinator, IQAC
Narula Institute of Technology
1, Nilgunj Road, Agarpara
Kolkata- 700109


Principal
NARULA INSTITUTE OF TECHNOLOGY
81, Nilgunj Road, Agarpara, Kol-109

| | | | | | | | | |
|----|--|---|---|-----|-----|------|-----|-----------|
| 6 | This curriculum is compatible with the latest technology? | 0 | 0 | 0 | 20 | 80 | 4.8 | Excellent |
| 7 | Are all the courses contribute to the knowledge and skill development? | 0 | 0 | 0 | 4.3 | 95.7 | 4.9 | Excellent |
| 8 | Percentage of the courses challenging and interesting | 0 | 0 | 2.8 | 2.1 | 95 | 4.9 | Excellent |
| 9 | Curriculum and Syllabus are need based | 0 | 0 | 0 | 8.6 | 91.4 | 4.9 | Excellent |
| 10 | Overall rating of the existing curriculum | 0 | 0 | 0 | 8.6 | 91.4 | 4.9 | Excellent |

Note: * Average score > 4: Excellent; 4 >= average score > 3: Very Good; 3 >= average score > 2: Good

The following graph charts are presented to analyze the aforementioned fact.



Coordinator, IQAC
 Narula Institute of Technology
 1, Nilgunj Road, Agarpara
 Kolkata- 700109

Principal
 NARULA INSTITUTE OF TECHNOLOGY
 81, Nilgunj Road, Agarpara, Kol-109

NARULA INSTITUTE OF TECHNOLOGY

81, Nilgunj Road, Agarpara, Kolkata-700109

Phone:+91 33 2563 8888/7777, Telefax:+91 33 2583 7029

Website:www.nit.ac.in, Email:info@nit.ac.in


Department of Electronics and Communication Engineering**Faculty Feedback Analysis AY 2015-16****(On Curriculum)****Feedback Parameters**

1. Curriculum and syllabus are need based
2. How do you rate the ambience of the College for effective delivery of the academic process?
3. Sufficient reference material/books are available in the library for the topics mentioned in the syllabus
4. How do you rate the college activities that help your students in getting jobs and placements?
5. The course content is updated and sufficient to bridge the gap between industry standards/current global scenario and academics.
6. I am able to achieve the minimum required course outcome attainment level for my class.
7. I have the freedom to propose/modify/suggest /incorporate new topics in the syllabus through proper forum.

The categorization of rating based on average score of different parameters is as follows: Excellent (5), Very Good (4), Good (3), Fair (2), and Poor (1). The results derived in terms of percentage of students with common views, average scores and rating are presented in Table 8.

Table 8

| Sl. No. | Feedback Parameters | Responses (in terms of % of students) | | | | | Avg (out of scale 5) | Rating |
|---------|--|---------------------------------------|----------|----------|---------------|---------------|----------------------|-----------|
| | | 1 (Poor) | 2 (Fair) | 3 (Good) | 4 (Very Good) | 5 (Excellent) | | |
| 1 | Curriculum and syllabus are need based | 0 | 0 | 0 | 21.1 | 78.9 | 4.7 | Excellent |
| 2 | How do you rate the ambience of the College for effective delivery of the academic process? | 0 | 0 | 0 | 47.4 | 52.6 | 4.5 | Excellent |
| 3 | Sufficient reference material/books are available in the library for the topics mentioned in the syllabus | 0 | 0 | 0 | 26.3 | 73.7 | 4.7 | Excellent |
| 4 | How do you rate the college activities that help your students in getting jobs and placements? | 0 | 0 | 0 | 52.6 | 47.4 | 4.5 | Excellent |
| 5 | The course content is updated and sufficient to bridge the gap between industry standards/current global scenario and academics. | 0 | 0 | 0 | 36.8 | 63.2 | 4.6 | Excellent |

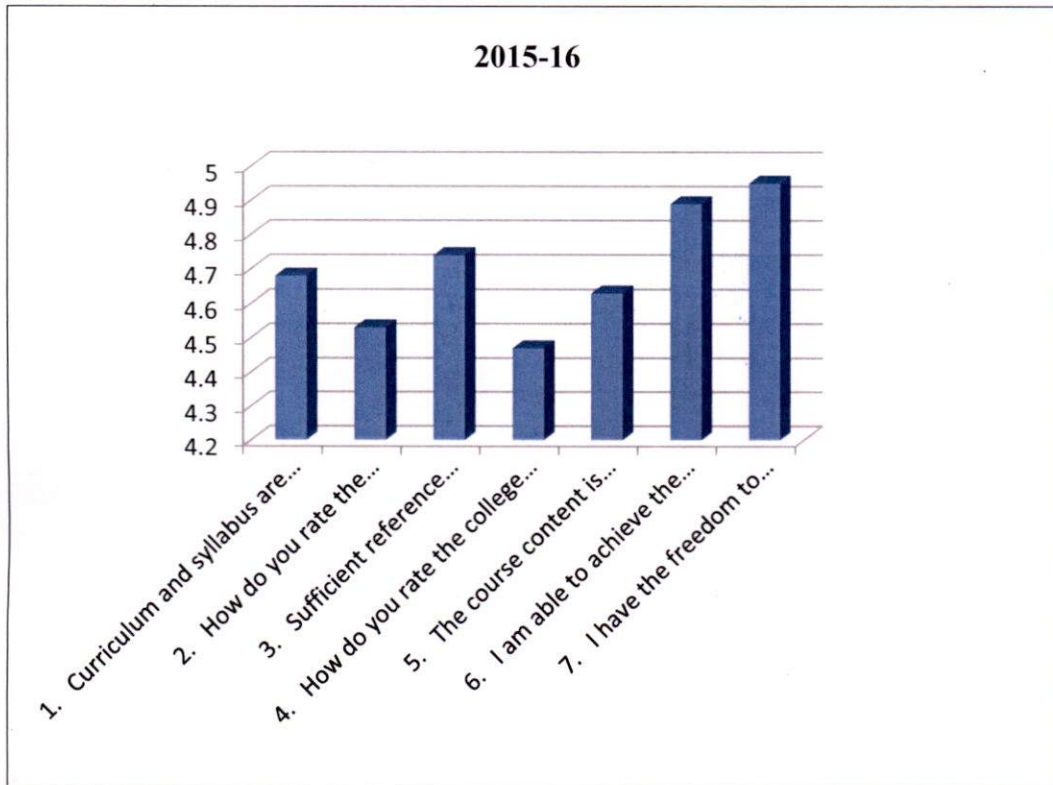

Coordinator, IQAC
Narula Institute of Technology
1, Nilgunj Road, Agarpara
Kolkata- 700109


Principal
NARULA INSTITUTE OF TECHNOLOGY
81, Nilgunj Road, Agarpara

| | | | | | | | | |
|---|--|---|---|---|------|------|-----|-----------|
| 6 | I am able to achieve the minimum required course outcome attainment level for my class. | 0 | 0 | 0 | 10.5 | 89.5 | 4.9 | Excellent |
| 7 | I have the freedom to propose/modify/suggest /incorporate new topics in the syllabus through proper forum. | 0 | 0 | 0 | 5.3 | 94.7 | 4.9 | Excellent |

Note:* Average score>4: Excellent; 4>=average score>3: Very Good; 3>=average score>2: Good

The following graph chart is presented to analyze the aforementioned fact.



Coordinator, IQAC
Narula Institute of Technology
1, Nilgunj Road, Agarpara
Kolkata- 700109

Principal
NARULA INSTITUTE OF TECHNOLOGY
81, Nilgunj Road, Agarpara, Kol-109

NARULA INSTITUTE OF TECHNOLOGY

81, Nilgunj Road, Agarpara, Kolkata-700109

Phone:+91 33 2563 8888/7777, Telefax:+91 33 2583 7029

Website:www.nit.ac.in, Email:info@nit.ac.in

Department of Electronics and Communication Engineering**Alumnae Feedback Analysis AY 2015-16****(On Curriculum)****Feedback Parameters**

1. The curriculum and syllabus content were appropriate for my placement / higher education/ development
2. The Institute/Faculty helped me in placement/higher education
3. Is it needed to add any content in the ongoing curriculum? If 'Yes', specify the content.
4. Is it needed to delete any content in the ongoing curriculum? If 'Yes', specify the content.
5. Any other suggestion.

The categorization of rating based on average score of different parameters is as follows: Excellent (5), Very Good (4), Good (3), Fair (2), and Poor (1). The results derived in terms of percentage of students with common views, average scores and rating are presented in **Table 9** and **Table 10**.

Table 9

| Sl. No. | Feedback Parameters | Responses (in terms of % of students) | |
|---------|---|---------------------------------------|-----|
| | | Yes | No |
| 1 | Is it needed to add any content on curriculum? | 17 | 83 |
| 2 | If yes specify the content. | Machine Learning | 16 |
| | | Python | 67 |
| | | Machine Learning, Python | 17 |
| 3 | Is it needed to delete any content on curriculum? | 0 | 100 |
| 4 | If yes specify the content. | NA | |

Table 10

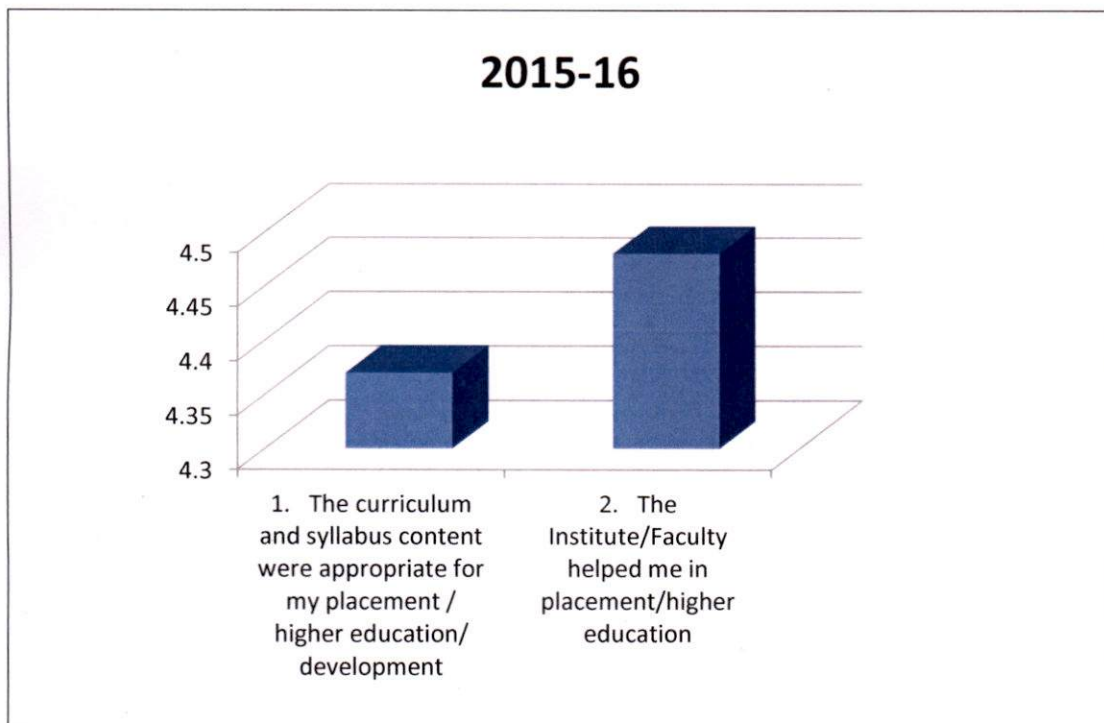
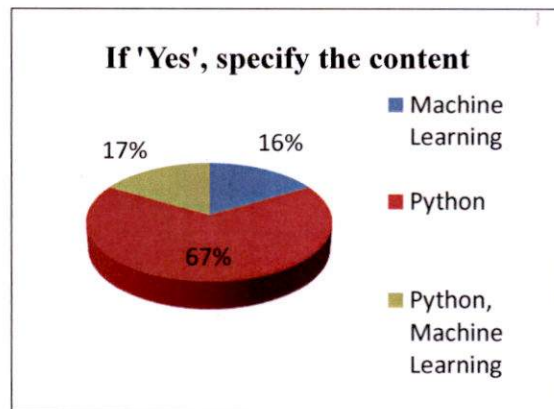
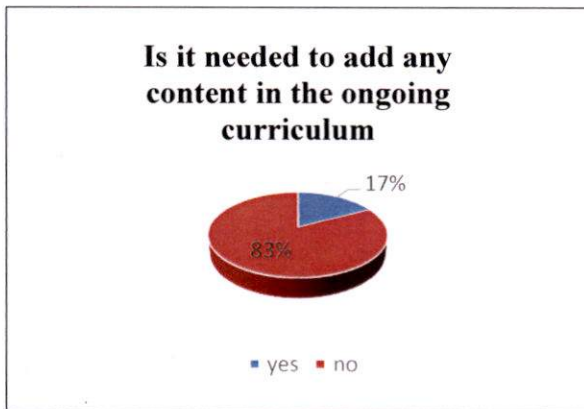
| Sl. No. | Feedback Parameters | Responses (in terms of % of students) | | | | | Avg (out of scale 5) | Rating |
|---------|---|---------------------------------------|----------|----------|---------------|---------------|----------------------|-----------|
| | | 1 (Poor) | 2 (Fair) | 3 (Good) | 4 (Very Good) | 5 (Excellent) | | |
| 1 | The curriculum and syllabus content were appropriate for my placement / higher education/ development | 0 | 0 | 0 | 34.3 | 65.7 | 4.4 | Excellent |
| 2 | The Institute/Faculty helped me in placement/higher education | 0 | 0 | 0 | 22.9 | 77.1 | 4.5 | Excellent |

Note: * Average score >4: Excellent; 4 >= average score >3: Very Good; 3 >= average score >2: Good

Coordinator, IQAC
Narula Institute of Technology
1, Nilgunj Road, Agarpara
Kolkata- 700109

Principal
NARULA INSTITUTE OF TECHNOLOGY
81, Nilgunj Road, Agarpara, Kol-109

The following graph charts are presented to analyze the aforementioned fact.



Coordinator, IQAC
 Narula Institute of Technology
 1, Nilgunj Road, Agarpara
 Kolkata- 700109

Principal
 NARULA INSTITUTE OF TECHNOLOGY
 81, Nilgunj Road, Agarpara, Kol-109

NARULA INSTITUTE OF TECHNOLOGY

81, Nilgunj Road, Agarpara, Kolkata-700109

Phone:+91 33 2563 8888/7777, Telefax:+91 33 2583 7029

Website:www.nit.ac.in, Email:info@nit.ac.in

Department of Information Technology

Student Feedback Analysis AY 2015-16

(On Curriculum)

Feedback Parameters

1. Is it needed to add any content on curriculum? If yes specify the content.
2. Is it needed to delete any content on curriculum? If yes specify the content.
3. Do you think this curriculum satisfy industry requirement?
4. This curriculum is compatible with the latest technology?
5. Are all the courses contribute to the knowledge and skill development?
6. Percentage of the courses challenging and interesting
7. Curriculum and Syllabus are need based
8. Overall rating of the existing curriculum

The categorization of rating based on average score of different parameters is as follows: Excellent (5), Very Good (4), Good (3), Fair (2), and Poor (1). The results derived in terms of percentage of students with common views, average scores and rating are presented in Table 11 and Table 12.

Table 61

| Sl. No. | Feedback Parameters | Responses (in terms of % of students) | |
|---------|---|---------------------------------------|-----|
| | | Yes | No |
| 1 | Is it needed to add any content on curriculum? | 0 | 100 |
| 2 | If yes specify the content. | NA | |
| 3 | Is it needed to delete any content on curriculum? | 0 | 100 |
| 4 | If yes specify the content. | NA | |

Table 12

| Sl. No. | Feedback Parameters | Responses (in terms of % of students) | | | | | Avg | Rating |
|---------|--|---------------------------------------|----------|----------|---------------|---------------|-----|-----------|
| | | 1 (Poor) | 2 (Fair) | 3 (Good) | 4 (Very Good) | 5 (Excellent) | | |
| 5 | Do you think this curriculum satisfy industry requirement? | 0 | 17.9 | 30.8 | 15.4 | 35.9 | 3.7 | Very Good |
| 6 | This curriculum is compatible with the latest technology? | 0 | 12.8 | 20.5 | 35.9 | 30.8 | 3.8 | Very Good |

Coordinator, IQAC
Narula Institute of Technology
1, Nilgunj Road, Agarpara
Kolkata- 700109



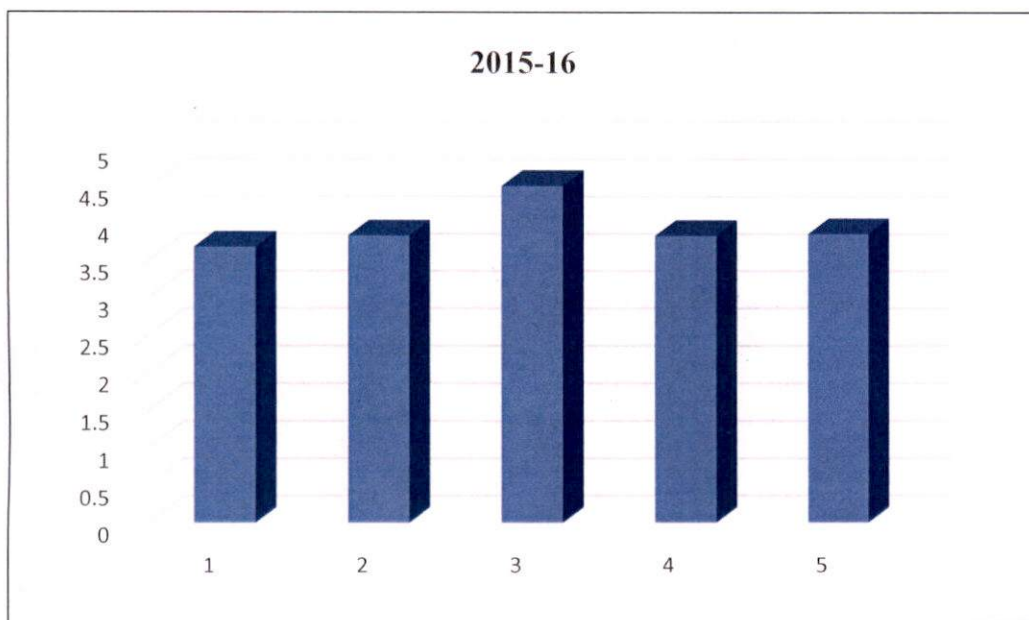
Principal

NARULA INSTITUTE OF TECHNOLOGY
81, Nilgunj Road, Agarpara, Kol-109

| | | | | | | | | |
|---|--|---|------|------|------|------|-----|-----------|
| 7 | Are all the courses contribute to the knowledge and skill development? | 0 | 0 | 0 | 48.7 | 51.3 | 4.5 | Excellent |
| 8 | Percentage of the courses challenging and interesting | 0 | 7.7 | 30.8 | 30.8 | 30.8 | 3.8 | Very Good |
| 9 | Overall rating of the existing curriculum | 0 | 17.9 | 23.1 | 12.8 | 46.1 | 3.8 | Very Good |

Note: * Average score > 4: Excellent; 4 >= average score > 3: Very Good; 3 >= average score > 2: Good

The following graph charts are presented to analyze the aforementioned fact.



Coordinator, IQAC
Narula Institute of Technology
1, Nilgunj Road, Agarpara
Kolkata- 700109

Principal
NARULA INSTITUTE OF TECHNOLOGY
81, Nilgunj Road, Agarpara, Kol-109

NARULA INSTITUTE OF TECHNOLOGY

81, Nilgunj Road, Agarpara, Kolkata-700109

Phone:+91 33 2563 8888/7777, Telefax:+91 33 2583 7029

Website:www.nit.ac.in, Email:info@nit.ac.in

Department of Information Technology**Faculty Feedback Analysis AY 2015-16****(On Curriculum)****Feedback Parameters**

1. Curriculum and syllabus are need based
2. How do you rate the ambience of the College for effective delivery of the academic process?
3. Sufficient reference material/books are available in the library for the topics mentioned in the syllabus
4. How do you rate the college activities that help your students in getting jobs and placements?
5. The course content is updated and sufficient to bridge the gap between industry standards/ current global scenario and academics.
6. I am able to achieve the minimum required course outcome attainment level for my class.
7. I have the freedom to propose/modify/suggest /incorporate new topics in the syllabus through proper forum.

The categorization of rating based on average score of different parameters is as follows: Excellent (5), Very Good (4), Good (3), Fair (2), and Poor (1). The results derived in terms of percentage of students with common views, average scores and rating are presented in Table 13.

Table 13

| Sl. No. | Feedback Parameters | Responses (in terms of % of students) | | | | | Avg (out of scale 5) | Rating |
|---------|--|---------------------------------------|----------|----------|---------------|---------------|----------------------|-----------|
| | | 1 (Poor) | 2 (Fair) | 3 (Good) | 4 (Very Good) | 5 (Excellent) | | |
| 1 | Curriculum and syllabus are need based | 0 | 0 | 0 | 18.2 | 81.8 | 4.8 | Excellent |
| 2 | How do you rate the ambience of the College for effective delivery of the academic process? | 0 | 0 | 0 | 27.3 | 72.7 | 4.7 | Excellent |
| 3 | Sufficient reference material/books are available in the library for the topics mentioned in the syllabus | 0 | 0 | 0 | 0 | 100 | 5 | Excellent |
| 4 | How do you rate the college activities that help your students in getting jobs and placements? | 0 | 0 | 0 | 0 | 100 | 5 | Excellent |
| 5 | The course content is updated and sufficient to bridge the gap between industry standards/current global scenario and academics. | 0 | 0 | 0 | 9.1 | 90.9 | 4.9 | Excellent |

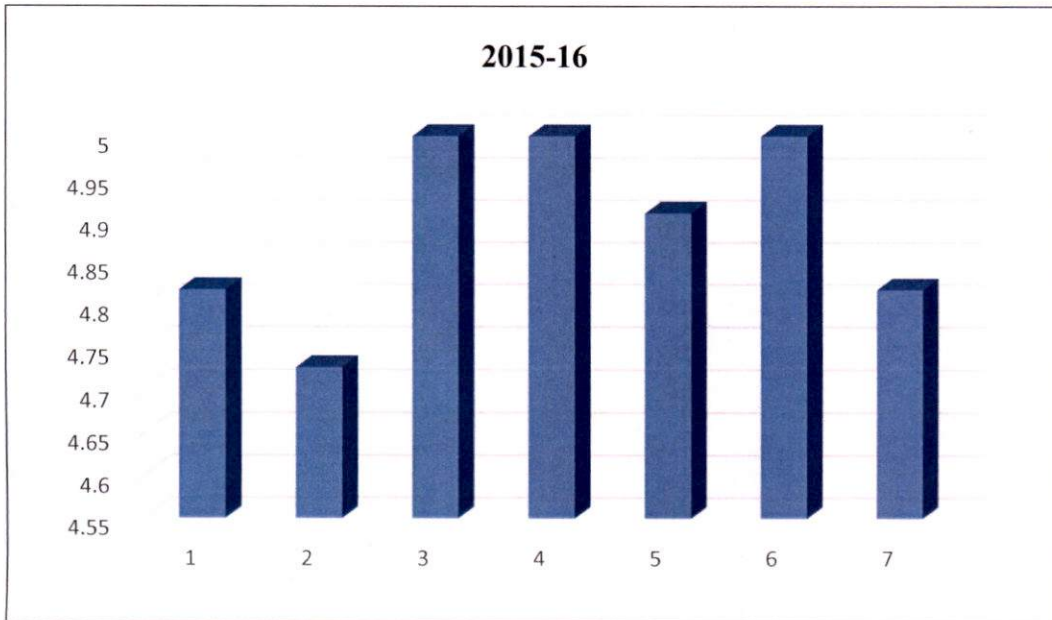
Coordinator, IQAC
Narula Institute of Technology
1, Nilgunj Road, Agarpara
Kolkata- 700109

Principal
NARULA INSTITUTE OF TECHNOLOGY
81, Nilgunj Road, Agarpara, Kol-109

| | | | | | | | | |
|---|--|---|---|---|------|------|-----|-----------|
| 6 | I am able to achieve the minimum required course outcome attainment level for my class. | 0 | 0 | 0 | 0 | 100 | 5 | Excellent |
| 7 | I have the freedom to propose/modify/suggest /incorporate new topics in the syllabus through proper forum. | 0 | 0 | 0 | 18.2 | 81.8 | 4.8 | Excellent |

Note:* Average score>4: Excellent; 4>=average score>3: Very Good; 3>=average score>2: Good

The following graph chart is presented to analyze the aforementioned fact.



[Handwritten signature]

Coordinator, IQAC
 Narula Institute of Technology
 Niloupi Road, Agarpara
 Kolkata-700109

[Handwritten signature]

Principal
 NARULA INSTITUTE OF TECHNOLOGY
 81, Niloupi Road, Agarpara, Kol-109

NARULA INSTITUTE OF TECHNOLOGY

81, Nilgunj Road, Agarpara, Kolkata-700109

Phone:+91 33 2563 8888/7777, Telefax:+91 33 2583 7029

Website:www.nit.ac.in, Email:info@nit.ac.in

Department of Information Technology**Alumnae Feedback Analysis AY 2015-16****(On Curriculum)****Feedback Parameters**

1. The curriculum and syllabus content were appropriate for my placement / higher education/ development
2. The Institute/Faculty helped me in placement/higher education
3. Is it needed to add any content in the ongoing curriculum? If 'Yes', specify the content.
4. Is it needed to delete any content in the ongoing curriculum? If 'Yes', specify the content.
5. Any other suggestion.

The categorization of rating based on average score of different parameters is as follows: Excellent (5), Very Good (4), Good (3), Fair (2), and Poor (1). The results derived in terms of percentage of students with common views, average scores and rating are presented in **Table 14 and Table 15**.

Table 14

| Sl. No. | Feedback Parameters | Responses (in terms of % of students) | |
|---------|---|---------------------------------------|-----|
| | | Yes | No |
| 1 | Is it needed to add any content on curriculum? | 9 | 91 |
| 2 | If yes specify the content. | AI | 50 |
| | | IOT | 50 |
| 3 | Is it needed to delete any content on curriculum? | 0 | 100 |
| 4 | If yes specify the content. | NA | |

Table 15

| Sl. No. | Feedback Parameters | Responses (in terms of % of students) | | | | | Avg (out of scale 5) | Rating |
|---------|---|---------------------------------------|----------|----------|---------------|---------------|----------------------|-----------|
| | | 1 (Poor) | 2 (Fair) | 3 (Good) | 4 (Very Good) | 5 (Excellent) | | |
| 1 | The curriculum and syllabus content were appropriate for my placement / higher education/ development | 0 | 0 | 0 | 22.2 | 77.8 | 4.7 | Excellent |
| 2 | The Institute/Faculty helped me in placement/higher education | 0 | 0 | 0 | 17.8 | 82.2 | 4.8 | Excellent |

Note:* Average score>4: Excellent; 4>=average score>3: Very Good; 3>=average score>2: Good

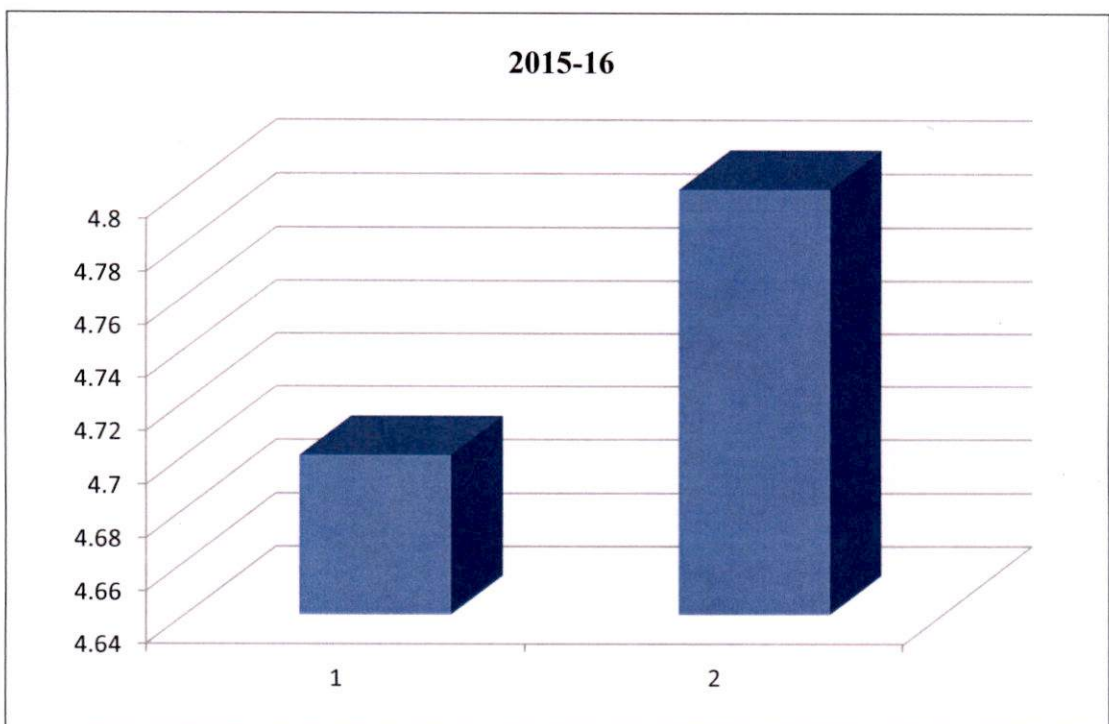
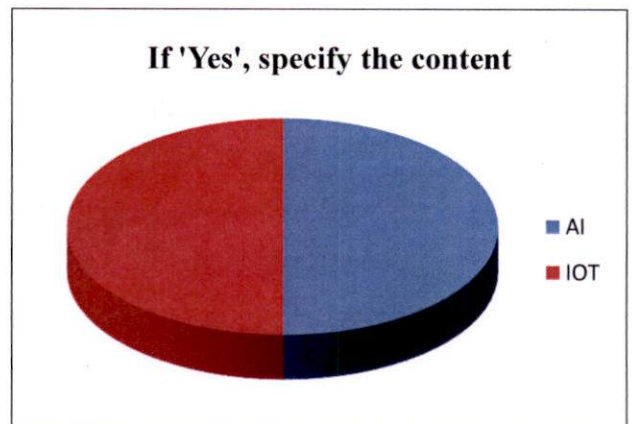
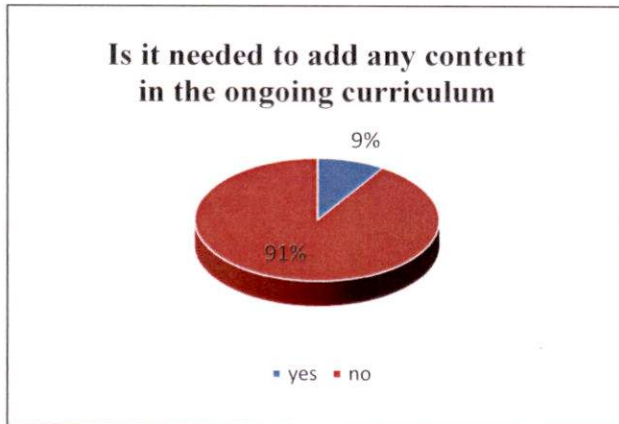


Coordinator, IQAC
Narula Institute of Technology
1, Nilgunj Road, Agarpara
Kolkata- 700109



Principal
NARULA INSTITUTE OF TECHNOLOGY
81, Nilgunj Road, Agarpara, Kol-109

The following graph charts are presented to analyze the aforementioned fact.



Coordinator, IQAC
Narula Institute of Technology
1, Nilgunj Road, Agarpara
Kolkata- 700109

Principal
NARULA INSTITUTE OF TECHNOLOGY
81, Nilgunj Road, Agarpara, Kol-100

NARULA INSTITUTE OF TECHNOLOGY

81, Nilgunj Road, Agarpara, Kolkata-700109

Phone:+91 33 2563 8888/7777, Telefax:+91 33 2583 7029

Website:www.nit.ac.in, Email:info@nit.ac.in

Department of Civil Engineering
Student Feedback Analysis AY 2015-16
(On Curriculum)

Feedback Parameters

1. Is it needed to add any content on curriculum? If yes specify the content.
2. Is it needed to delete any content on curriculum? If yes specify the content.
3. Do you think this curriculum satisfy industry requirement?
4. This curriculum is compatible with the latest technology?
5. Are all the courses contribute to the knowledge and skill development?
6. Percentage of the courses challenging and interesting
7. Curriculum and Syllabus are need based
8. Overall rating of the existing curriculum

The categorization of rating based on average score of different parameters is as follows: Excellent (5), Very Good (4), Good (3), Fair (2), and Poor (1). The results derived in terms of percentage of students with common views, average scores and rating are presented in Table 16 and Table 17.


Table 16

| Sl. No. | Feedback Parameters | Responses (in terms of % of students) | |
|---------|---|---------------------------------------|-----|
| | | Yes | No |
| 1 | Is it needed to add any content on curriculum? | 11 | 89 |
| 2 | If yes specify the content. | Advance structural analysis | 10 |
| | | Water Supply System | 40 |
| | | Six Sigma | 20 |
| | | Quantity survey subject | 30 |
| 3 | Is it needed to delete any content on curriculum? | 0 | 100 |
| 4 | If yes specify the content. | NA | |

Table 17

| Sl. No. | Feedback Parameters | Responses (in terms of % of students) | | | | | Avg | Rating |
|---------|--|---------------------------------------|----------|----------|---------------|---------------|-----|-----------|
| | | 1 (Poor) | 2 (Fair) | 3 (Good) | 4 (Very Good) | 5 (Excellent) | | |
| 5 | Do you think this curriculum satisfy industry requirement? | 0 | 0 | 0 | 18.4 | 81.6 | 4.8 | Excellent |

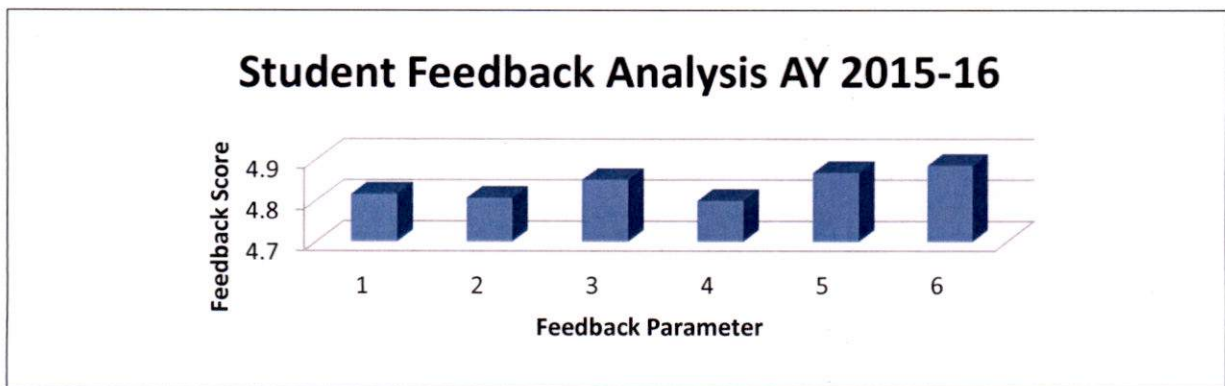
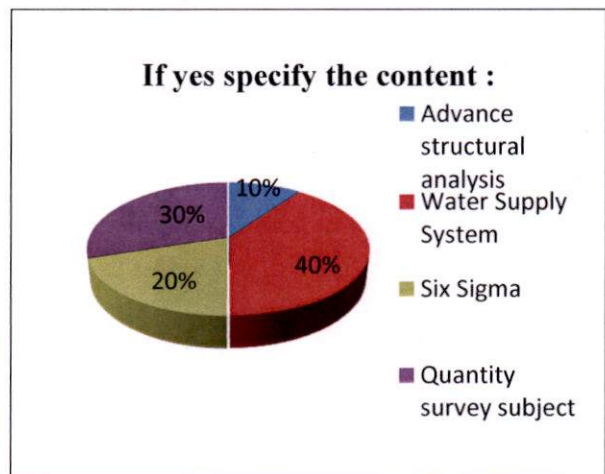
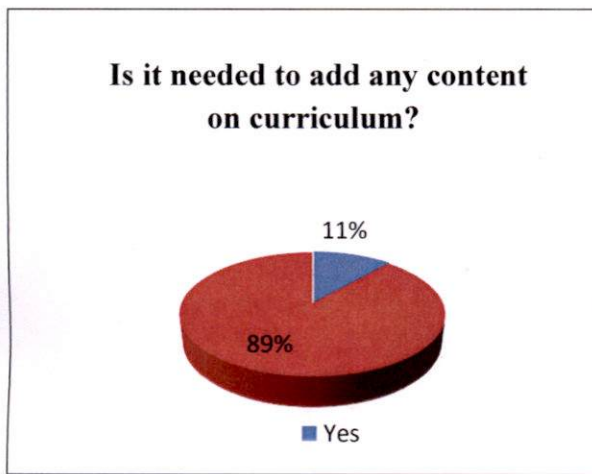

 Coordinator, IQAC
 Narula Institute of Technology
 1, Nilgunj Road, Agarpara
 Kolkata- 700109


 Principal
NARULA INSTITUTE OF TECHNOLOGY
 81, Nilgunj Road, Agarpara, Kol-109

| | | | | | | | | |
|----|--|---|---|---|------|------|-----|-----------|
| 6 | This curriculum is compatible with the latest technology? | 0 | 0 | 0 | 19.3 | 80.7 | 4.8 | Excellent |
| 7 | Are all the courses contribute to the knowledge and skill development? | 0 | 0 | 0 | 14.9 | 85.1 | 4.9 | Excellent |
| 8 | Percentage of the courses challenging and interesting | 0 | 0 | 0 | 19.3 | 80.7 | 4.8 | Excellent |
| 9 | Curriculum and Syllabus are need based | 0 | 0 | 0 | 13.2 | 86.8 | 4.9 | Excellent |
| 10 | Overall rating of the existing curriculum | 0 | 0 | 0 | 11.4 | 88.6 | 4.9 | Excellent |

Note: * Average score > 4: Excellent; 4 >= average score > 3: Very Good; 3 >= average score > 2: Good

The following graph charts are presented to analyze the aforementioned fact.



Coordinator, IQAC
Narula Institute of Technology
1, Nilgunj Road, Agarpara
Kolkata- 700109

Principal
NARULA INSTITUTE OF TECHNOLOGY
81, Nilgunj Road, Agarpara, Kol-109

NARULA INSTITUTE OF TECHNOLOGY

81, Nilgunj Road, Agarpara, Kolkata-700109

Phone:+91 33 2563 8888/7777, Telefax:+91 33 2583 7029

Website:www.nit.ac.in, Email:info@nit.ac.in

**Department of Civil Engineering
Faculty Feedback Analysis AY 2015-16
(On Curriculum)**


Feedback Parameters

1. Curriculum and syllabus are need based
2. How do you rate the ambience of the College for effective delivery of the academic process?
3. Sufficient reference material/books are available in the library for the topics mentioned in the syllabus
4. How do you rate the college activities that help your students in getting jobs and placements?
5. The course content is updated and sufficient to bridge the gap between industry standards/ current global scenario and academics.
6. I am able to achieve the minimum required course outcome attainment level for my class.
7. I have the freedom to propose/modify/suggest /incorporate new topics in the syllabus through proper forum.

The categorization of rating based on average score of different parameters is as follows: Excellent (5), Very Good (4), Good (3), Fair (2), and Poor (1). The results derived in terms of percentage of students with common views, average scores and rating are presented in Table 18.

Table 18

| Sl. No. | Feedback Parameters | Responses (in terms of % of students) | | | | | Avg (out of scale 5) | Rating |
|---------|--|---------------------------------------|----------|----------|---------------|---------------|----------------------|-----------|
| | | 1 (Poor) | 2 (Fair) | 3 (Good) | 4 (Very Good) | 5 (Excellent) | | |
| 1 | Curriculum and syllabus are need based | 0 | 0 | 0 | 0 | 100 | 5 | Excellent |
| 2 | How do you rate the ambience of the College for effective delivery of the academic process? | 0 | 0 | 0 | 40 | 60 | 4.6 | Excellent |
| 3 | Sufficient reference material/books are available in the library for the topics mentioned in the syllabus | 0 | 0 | 0 | 40 | 60 | 4.6 | Excellent |
| 4 | How do you rate the college activities that help your students in getting jobs and placements? | 0 | 0 | 0 | 0 | 100 | 4 | Excellent |
| 5 | The course content is updated and sufficient to bridge the gap between industry standards/current global scenario and academics. | 0 | 0 | 0 | 20 | 80 | 4.8 | Excellent |



Coordinator, IQAC
Narula Institute of Technology
1, Nilgunj Road, Agarpara
Kolkata- 700109

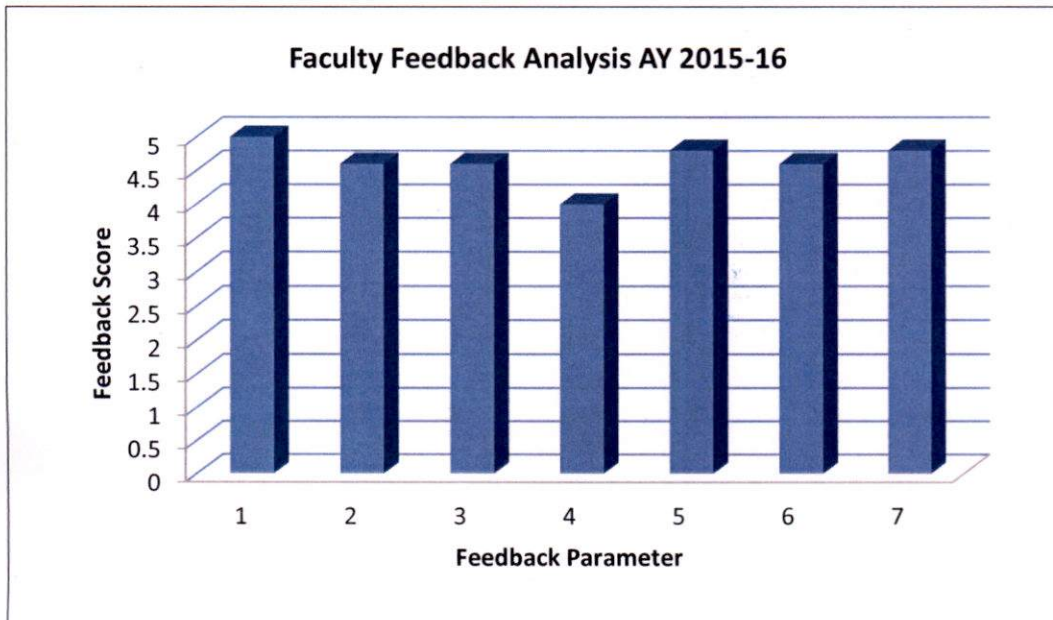


Principal
NARULA INSTITUTE OF TECHNOLOGY
1, Nilgunj Road, Agarpara, Kol-109

| | | | | | | | | |
|---|--|---|---|---|----|----|-----|-----------|
| 6 | I am able to achieve the minimum required course outcome attainment level for my class. | 0 | 0 | 0 | 40 | 60 | 4.6 | Excellent |
| 7 | I have the freedom to propose/modify/suggest /incorporate new topics in the syllabus through proper forum. | 0 | 0 | 0 | 20 | 80 | 4.8 | Excellent |

Note:* Average score>4: Excellent; 4>=average score>3: Very Good; 3>=average score>2: Good

The following graph chart is presented to analyze the aforementioned fact.



Coordinator, IQAC
Narula Institute of Technology
41, Nilgunj Road, Agarpara
Kolkata- 700109

Principal
NARULA INSTITUTE OF TECHNOLOGY
41, Nilguni Road, Agarpara, Kol-109

NARULA INSTITUTE OF TECHNOLOGY

81, Nilgunj Road, Agarpara, Kolkata-700109

Phone:+91 33 2563 8888/7777, Telefax:+91 33 2583 7029

Website:www.nit.ac.in, Email:info@nit.ac.in

Department of Civil Engineering Alumnae Feedback Analysis AY 2015-16 (On Curriculum) Feedback Parameters

1. The curriculum and syllabus content were appropriate for my placement / higher education/ development
2. The Institute/Faculty helped me in placement/higher education
3. Is it needed to add any content in the ongoing curriculum? If 'Yes', specify the content.
4. Is it needed to delete any content in the ongoing curriculum? If 'Yes', specify the content.
5. Any other suggestion.

The categorization of rating based on average score of different parameters is as follows: Excellent (5), Very Good (4), Good (3), Fair (2), and Poor (1). The results derived in terms of percentage of students with common views, average scores and rating are presented in **Table 19 and Table 20**.

Table 19

| Sl. No. | Feedback Parameters | Responses (in terms of % of students) | |
|---------|---|---|-----|
| | | Yes | No |
| 1 | Is it needed to add any content on curriculum? | 60 | 40 |
| 2 | If yes specify the content. | Total Station Survey, quantity Survey as a Subject | 34 |
| | | Quantity Survey Subject, Six Sigma and Advance structural analysis | 33 |
| | | Water supply system | 33 |
| 3 | Is it needed to delete any content on curriculum? | 0 | 100 |
| 4 | If yes specify the content. | NA | |

Table 20

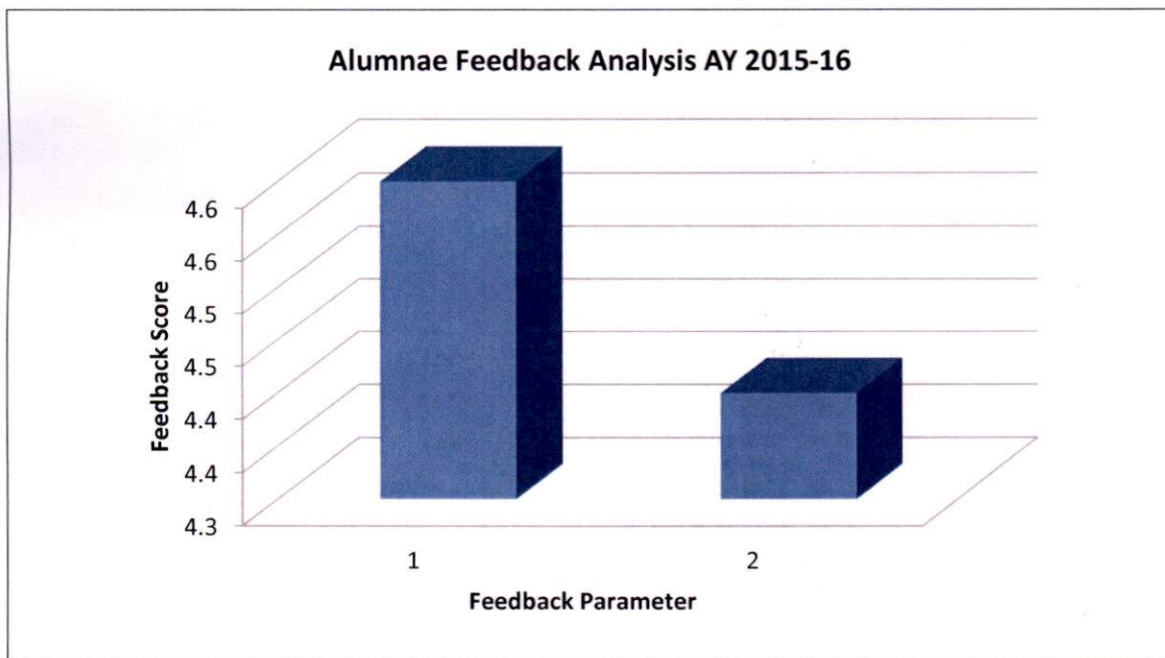
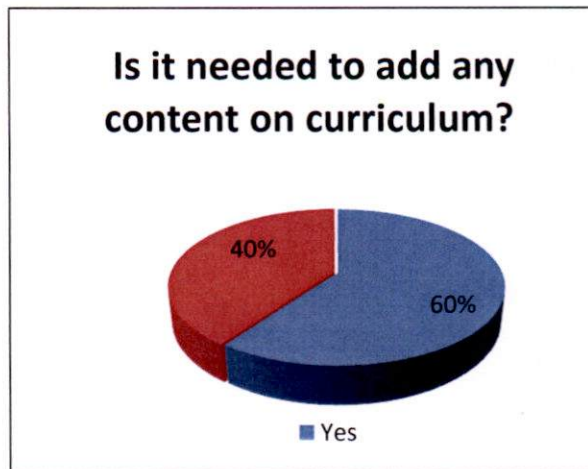
| Sl. No. | Feedback Parameters | Responses (in terms of % of students) | | | | | Avg (out of scale 5) | Rating |
|---------|---|---------------------------------------|----------|----------|---------------|---------------|----------------------|-----------|
| | | 1 (Poor) | 2 (Fair) | 3 (Good) | 4 (Very Good) | 5 (Excellent) | | |
| 1 | The curriculum and syllabus content were appropriate for my placement / higher education/ development | 0 | 0 | 0 | 40 | 60 | 4.6 | Excellent |
| 2 | The Institute/Faculty helped me in placement/higher education | 0 | 0 | 0 | 60 | 40 | 4.4 | Excellent |

Note: * Average score >4: Excellent; 4 >= average score >3: Very Good; 3 >= average score >2: Good

Coordinator, IQAC
Narula Institute of Technology
1, Nilgunj Road, Agarpara
Kolkata- 700109

Principal
NARULA INSTITUTE OF TECHNOLOGY
81, Nilgunj Road, Agarpara, Kol-109

The following graph charts are presented to analyze the aforementioned fact.



Coordinator, IQAC
Narula Institute of Technology
1, Nilgunj Road, Agarpara
Kolkata- 700109

NARULA INSTITUTE OF TECHNOLOGY
81, Nilgunj Road, Agarpara, Kol-109

NARULA INSTITUTE OF TECHNOLOGY

81, Nilgunj Road, Agarpara, Kolkata-700109

Phone:+91 33 2563 8888/7777, Telefax:+91 33 2583 7029

Website:www.nit.ac.in, Email:info@nit.ac.in

Department of Electronics and Instrumentation Engineering**Student Feedback Analysis AY 2015-16****(On Curriculum)****Feedback Parameters**

1. Is it needed to add any content on curriculum? If yes specify the content.
2. Is it needed to delete any content on curriculum? If yes specify the content.
3. Do you think this curriculum satisfy industry requirement?
4. This curriculum is compatible with the latest technology?
5. Are all the courses contribute to the knowledge and skill development?
6. Percentage of the courses challenging and interesting
7. Curriculum and Syllabus are need based
8. Overall rating of the existing curriculum

The categorization of rating based on average score of different parameters is as follows: Excellent (5), Very Good (4), Good (3), Fair (2), and Poor (1). The results derived in terms of percentage of students with common views, average scores and rating are presented in Table 21 and Table 22.

Table 21

| Sl. No. | Feedback Parameters | Responses (in terms of % of students) | |
|---------|---|---------------------------------------|-----|
| | | Yes | No |
| 1 | Is it needed to add any content on curriculum? | 30 | 70 |
| 2 | If yes specify the content. | Sensors and Transducers | 34 |
| | | Microprocessors and Microcontrollers | 33 |
| | | VLSI | 33 |
| 3 | Is it needed to delete any content on curriculum? | 0 | 100 |
| 4 | If yes specify the content. | NA | |

Table 22

| Sl. No. | Feedback Parameters | Responses (in terms of % of students) | | | | | Avg | Rating |
|---------|--|---------------------------------------|----------|----------|---------------|---------------|-----|-----------|
| | | 1 (Poor) | 2 (Fair) | 3 (Good) | 4 (Very Good) | 5 (Excellent) | | |
| 5 | Do you think this curriculum satisfy industry requirement? | 0 | 0 | 20 | 10 | 70 | 4.5 | Excellent |

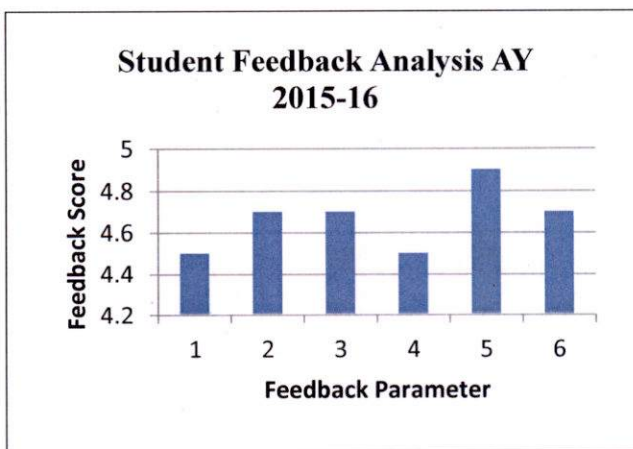
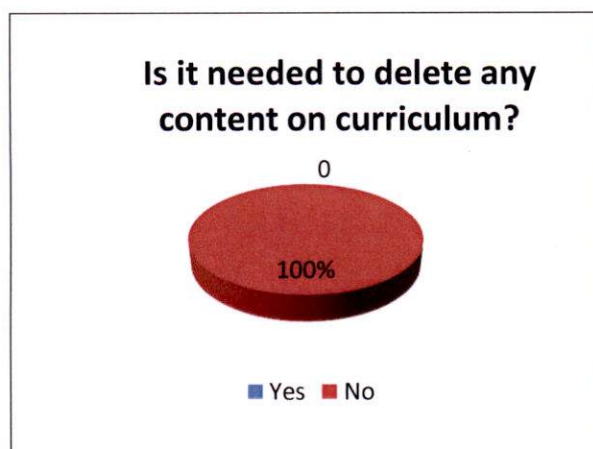
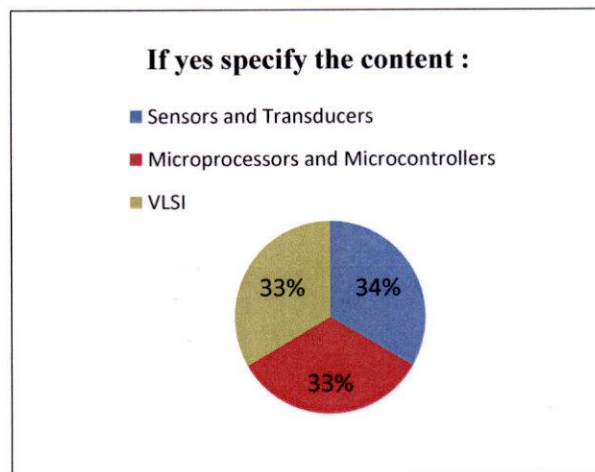
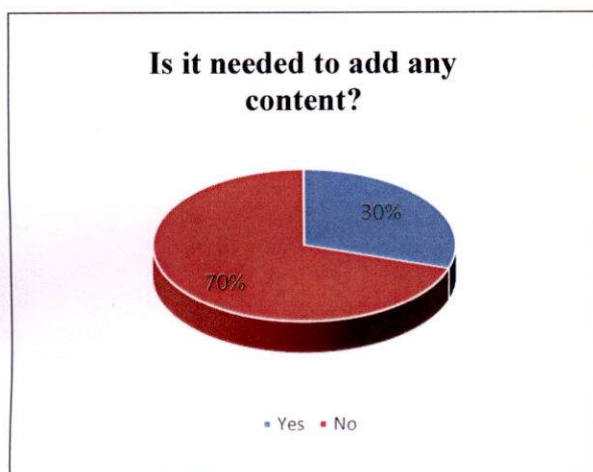
 Coordinator, IQAC
Narula Institute of Technology
1, Nilgunj Road, Agarpara
Kolkata- 700109

 Principal
NARULA INSTITUTE OF TECHNOLOGY
81, Nilgunj Road, Agarpara, Kol-109

| | | | | | | | | |
|----|--|---|---|----|----|----|-----|-----------|
| 6 | This curriculum is compatible with the latest technology? | 0 | 0 | 0 | 30 | 70 | 4.7 | Excellent |
| 7 | Are all the courses contribute to the knowledge and skill development? | 0 | 0 | 10 | 10 | 80 | 4.7 | Excellent |
| 8 | Percentage of the courses challenging and interesting | 0 | 0 | 10 | 30 | 60 | 4.5 | Excellent |
| 9 | Curriculum and Syllabus are need based | 0 | 0 | 0 | 10 | 90 | 4.9 | Excellent |
| 10 | Overall rating of the existing curriculum | 0 | 0 | 10 | 30 | 60 | 4.7 | Excellent |

Note: * Average score > 4: Excellent; 4 >= average score > 3: Very Good; 3 >= average score > 2: Good

The following graph charts are presented to analyze the aforementioned fact.



Coordinator, IQAC
 Narula Institute of Technology
 1, Nilgunj Road, Agarpara
 Kolkata- 700109

Principal
 NARULA INSTITUTE OF TECHNOLOGY
 81, Nilgunj Road, Agarpara, Kol-109

NARULA INSTITUTE OF TECHNOLOGY

81, Nilgunj Road, Agarpara, Kolkata-700109

Phone:+91 33 2563 8888/7777, Telefax:+91 33 2583 7029

Website:www.nit.ac.in, Email:info@nit.ac.in

Department of Electronics and Instrumentation Engineering

Faculty Feedback Analysis AY 2015-16

(On Curriculum)

Feedback Parameters

1. Curriculum and syllabus are need based
2. How do you rate the ambience of the College for effective delivery of the academic process?
3. Sufficient reference material/books are available in the library for the topics mentioned in the syllabus
4. How do you rate the college activities that help your students in getting jobs and placements?
5. The course content is updated and sufficient to bridge the gap between industry standards/current global scenario and academics.
6. I am able to achieve the minimum required course outcome attainment level for my class.
7. I have the freedom to propose/modify/suggest /incorporate new topics in the syllabus through proper forum.

The categorization of rating based on average score of different parameters is as follows: Excellent (5), Very Good (4), Good (3), Fair (2), and Poor (1). The results derived in terms of percentage of students with common views, average scores and rating are presented in Table 23.

Table 23

| Sl. No. | Feedback Parameters | Responses (in terms of % of students) | | | | | Avg (out of scale 5) | Rating |
|---------|--|---------------------------------------|----------|----------|---------------|---------------|----------------------|-----------|
| | | 1 (Poor) | 2 (Fair) | 3 (Good) | 4 (Very Good) | 5 (Excellent) | | |
| 1 | Curriculum and syllabus are need based | 0 | 0 | 0 | 40 | 60 | 4.6 | Excellent |
| 2 | How do you rate the ambience of the College for effective delivery of the academic process? | 0 | 0 | 20 | 40 | 40 | 4.2 | Excellent |
| 3 | Sufficient reference material/books are available in the library for the topics mentioned in the syllabus | 0 | 0 | 0 | 40 | 60 | 4.6 | Excellent |
| 4 | How do you rate the college activities that help your students in getting jobs and placements? | 0 | 0 | 0 | 20 | 80 | 4.8 | Excellent |
| 5 | The course content is updated and sufficient to bridge the gap between industry standards/current global scenario and academics. | 0 | 0 | 60 | 40 | 0 | 3.4 | Very good |

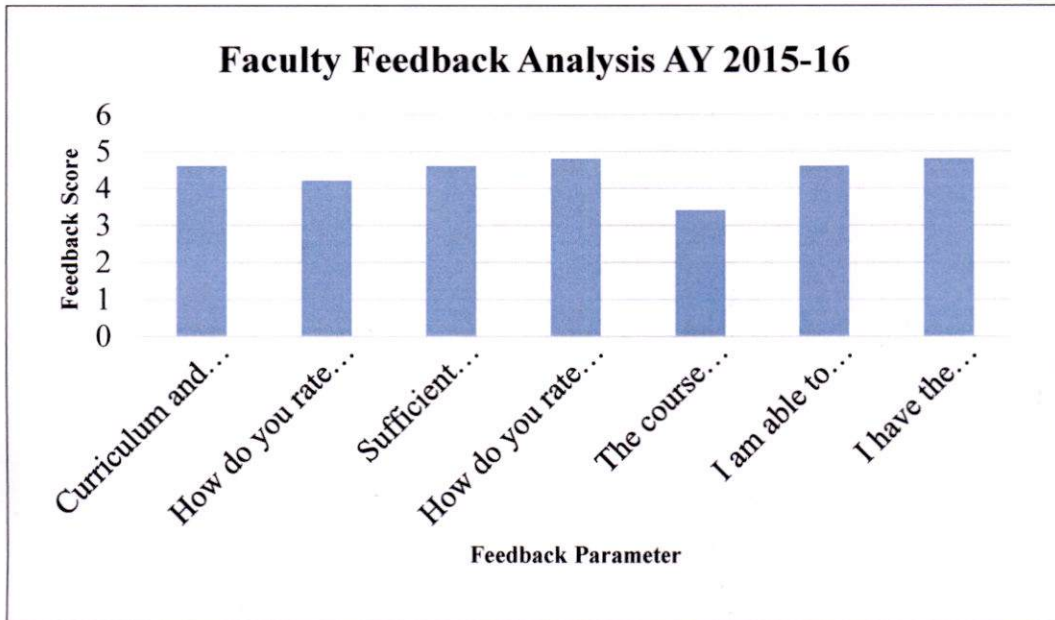

Coordinator, IQAC
Narula Institute of Technology
1, Nilgunj Road, Agarpara
Kolkata- 700109


Principal
NARULA INSTITUTE OF TECHNOLOGY
81, Nilgunj Road, Agarpara, Kol-109

| | | | | | | | | |
|---|--|---|---|----|----|----|-----|-----------|
| 6 | I am able to achieve the minimum required course outcome attainment level for my class. | 0 | 0 | 20 | 0 | 80 | 4.6 | Excellent |
| 7 | I have the freedom to propose/modify/suggest /incorporate new topics in the syllabus through proper forum. | 0 | 0 | 0 | 20 | 80 | 4.8 | Excellent |

Note:* Average score>4: Excellent; 4>=average score>3: Very Good; 3>=average score>2: Good

The following graph chart is presented to analyze the aforementioned fact.



Coordinator, IQAC
Varula Institute of Technology
1, Nilgunj Road, Agarpara
Kolkata- 700109

Principal
VARULA INSTITUTE OF TECHNOLOGY
1, Nilgunj Road, Agarpara, Kolkata- 700109

NARULA INSTITUTE OF TECHNOLOGY

81, Nilgunj Road, Agarpara, Kolkata-700109

Phone:+91 33 2563 8888/7777, Telefax:+91 33 2583 7029

Website:www.nit.ac.in, Email:info@nit.ac.in

Department of Electronics and Instrumentation Engineering

Alumnae Feedback Analysis AY 2015-16

(On Curriculum)

Feedback Parameters

1. The curriculum and syllabus content were appropriate for my placement / higher education/ development
2. The Institute/Faculty helped me in placement/higher education
3. Is it needed to add any content in the ongoing curriculum? If 'Yes', specify the content.
4. Is it needed to delete any content in the ongoing curriculum? If 'Yes', specify the content.
5. Any other suggestion.

The categorization of rating based on average score of different parameters is as follows: Excellent (5), Very Good (4), Good (3), Fair (2), and Poor (1). The results derived in terms of percentage of students with common views, average scores and rating are presented in **Table 24** and **Table 25**.

Table 24

| Sl. No. | Feedback Parameters | Responses (in terms of % of students) | |
|---------|---|---------------------------------------|-----|
| | | Yes | No |
| 1 | Is it needed to add any content on curriculum? | 30 | 70 |
| 2 | If yes specify the content. | Sensors and Transducers | 33 |
| | | VLSI | 67 |
| 3 | Is it needed to delete any content on curriculum? | 0 | 100 |
| 4 | If yes specify the content. | NA | |

Table 25

| Sl. No. | Feedback Parameters | Responses (in terms of % of students) | | | | | Avg (out of scale 5) | Rating |
|---------|---|---------------------------------------|----------|----------|---------------|---------------|----------------------|-----------|
| | | 1 (Poor) | 2 (Fair) | 3 (Good) | 4 (Very Good) | 5 (Excellent) | | |
| 1 | The curriculum and syllabus content were appropriate for my placement / higher education/ development | 0 | 0 | 50 | 40 | 40 | 4.1 | Excellent |
| 2 | The Institute/Faculty helped me in placement/higher education | 0 | 0 | 0 | 20 | 70 | 4.7 | Excellent |

Note:* Average score>4: Excellent; 4>=average score>3: Very Good; 3>=average score>2: Good

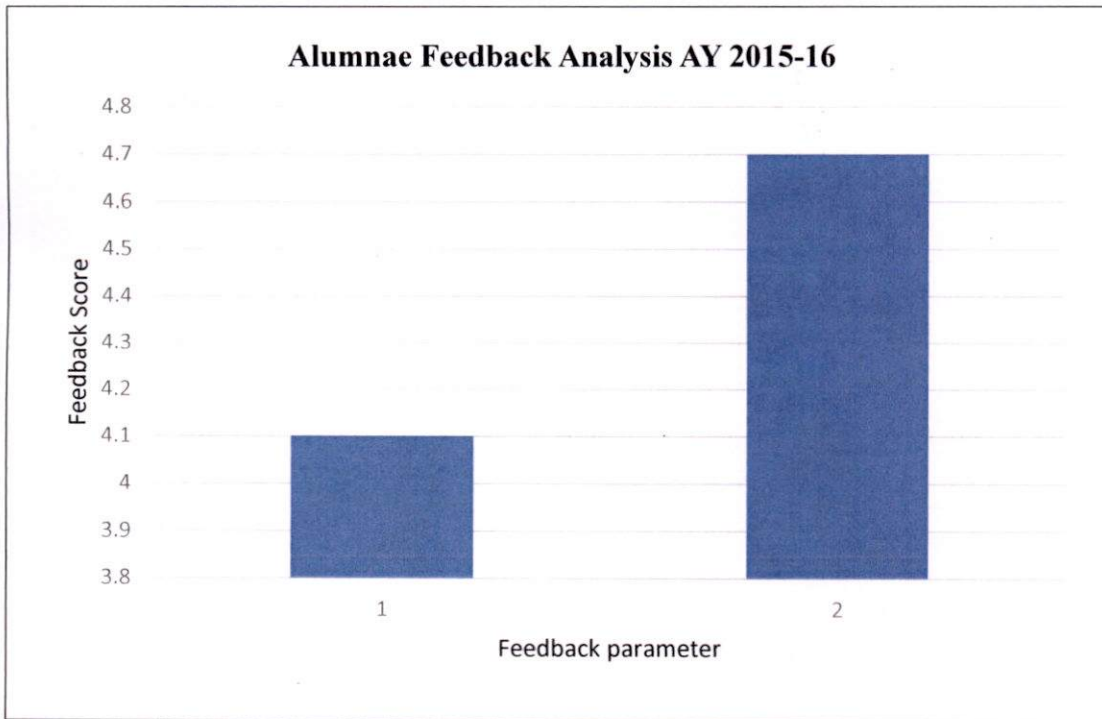
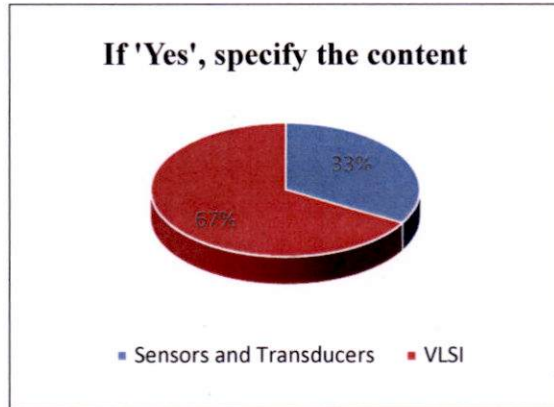
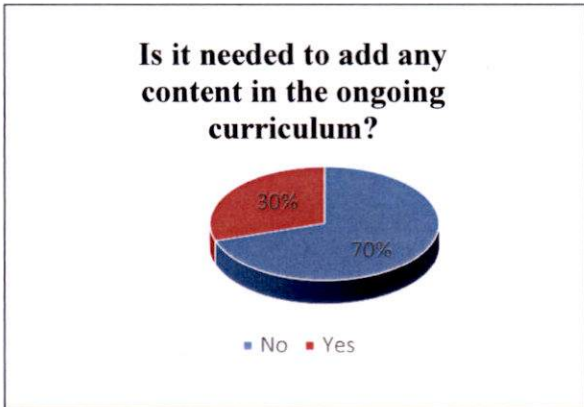



Coordinator, IQAC
Narula Institute of Technology
81, Nilgunj Road, Agarpara
Kolkata- 700109



Principal
NARULA INSTITUTE OF TECHNOLOGY
81, Nilgunj Road, Agarpara

The following graph charts are presented to analyze the aforementioned fact.




Coordinator, IQAC
Narula Institute of Technology
1, Nilgunj Road, Agarpara
Kolkata- 700109


Principal
NARULA INSTITUTE OF TECHNOLOGY
1, Nilgunj Road, Agarpara, Kol-109

NARULA INSTITUTE OF TECHNOLOGY

81, Nilgunj Road, Agarpara, Kolkata-700109

Phone:+91 33 2563 8888/7777, Telefax:+91 33 2583 7029

Website:www.nit.ac.in, Email:info@nit.ac.in

Department of Mechanical Engineering

Faculty Feedback Analysis AY 2015-16

(On Curriculum)

Feedback Parameters

1. Curriculum and syllabus are need based
2. How do you rate the ambience of the College for effective delivery of the academic process?
3. Sufficient reference material/books are available in the library for the topics mentioned in the syllabus
4. How do you rate the college activities that help your students in getting jobs and placements?
5. The course content is updated and sufficient to bridge the gap between industry standards/ current global scenario and academics.
6. I am able to achieve the minimum required course outcome attainment level for my class.
7. I have the freedom to propose/modify/suggest /incorporate new topics in the syllabus through proper forum.

The categorization of rating based on average score of different parameters is as follows: Excellent (5), Very Good (4), Good (3), Fair (2), and Poor (1). The results derived in terms of percentage of students with common views, average scores and rating are presented in Table 28.

Table 28

| Sl. No. | Feedback Parameters | Responses (in terms of % of students) | | | | | Avg (out of scale 5) | Rating |
|---------|--|---------------------------------------|----------|----------|---------------|---------------|----------------------|-----------|
| | | 1 (Poor) | 2 (Fair) | 3 (Good) | 4 (Very Good) | 5 (Excellent) | | |
| 1 | Curriculum and syllabus are need based | 0 | 0 | 57.1 | 42.8 | 0 | 3.4 | Very Good |
| 2 | How do you rate the ambience of the College for effective delivery of the academic process? | 0 | 0 | 28.6 | 42.9 | 28.6 | 4 | Very Good |
| 3 | Sufficient reference material/books are available in the library for the topics mentioned in the syllabus | 0 | 0 | 42.9 | 57.1 | 0 | 3.6 | Very Good |
| 4 | How do you rate the college activities that help your students in getting jobs and placements? | 0 | 0 | 28.6 | 71.4 | 0 | 3.7 | Very Good |
| 5 | The course content is updated and sufficient to bridge the gap between industry standards/current global scenario and academics. | 0 | 0 | 85.7 | 14.3 | 0 | 3.1 | Very Good |

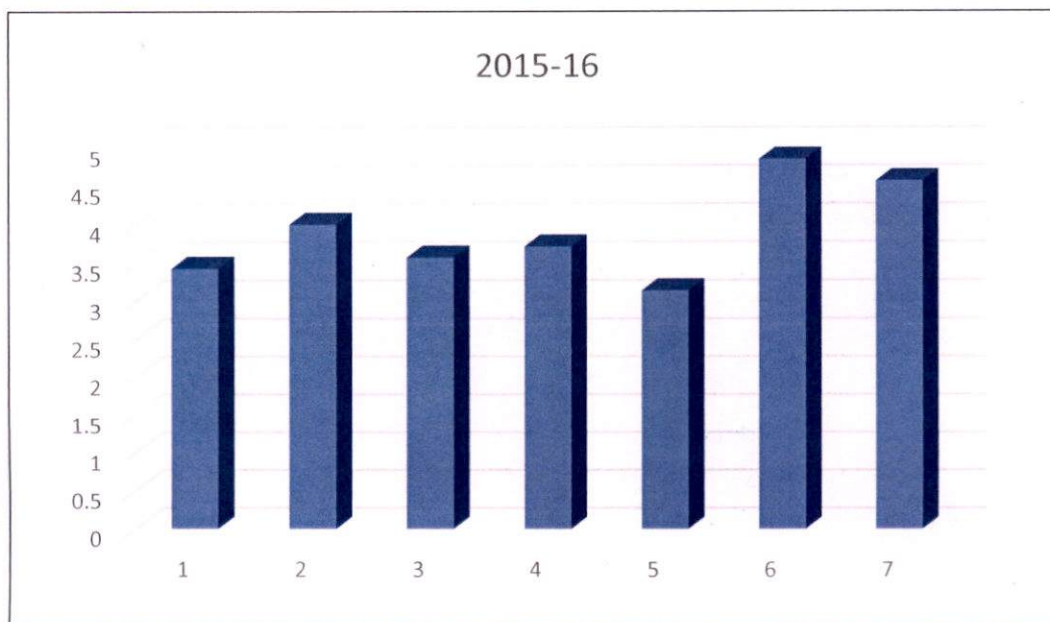

Coordinator, IQAC
Narula Institute of Technology
1, Nilgunj Road, Agarpara
Kolkata- 700109


Principal
NARULA INSTITUTE OF TECHNOLOGY
81, Nilgunj Road, Agarpara, Kol-109

| | | | | | | | | |
|---|--|---|---|------|------|------|-----|-----------|
| 6 | I am able to achieve the minimum required course outcome attainment level for my class. | 0 | 0 | 0 | 14.3 | 85.7 | 4.8 | Excellent |
| 7 | I have the freedom to propose/modify/suggest /incorporate new topics in the syllabus through proper forum. | 0 | 0 | 14.3 | 14.3 | 71.4 | 4.6 | Excellent |

Note: * Average score > 4: Excellent; 4 >= average score > 3: Very Good; 3 >= average score > 2: Good

The following graph chart is presented to analyze the aforementioned fact.



Coordinator, IQAC
 Narula Institute of Technology
 1, Nilgunj Road, Agarpara
 Kolkata- 700109

NARULA INSTITUTE OF TECHNOLOGY
 81, Nilgunj Road, Agarpara, Kol-109

NARULA INSTITUTE OF TECHNOLOGY

81, Nilgunj Road, Agarpara, Kolkata-700109

Phone:+91 33 2563 8888/7777, Telefax:+91 33 2583 7029

Website:www.nit.ac.in, Email:info@nit.ac.in

Department of Electronics and Communication Engineering (M.Tech)

Student Feedback Analysis AY 2015-16

(On Curriculum)

Feedback Parameters

1. Is it needed to add any content on curriculum? If yes specify the content.
2. Is it needed to delete any content on curriculum? If yes specify the content.
3. Do you think this curriculum satisfy industry requirement?
4. This curriculum is compatible with the latest technology?
5. Are all the courses contribute to the knowledge and skill development?
6. Percentage of the courses challenging and interesting
7. Curriculum and Syllabus are need based
8. Overall rating of the existing curriculum

The categorization of rating based on average score of different parameters is as follows: Excellent (5), Very Good (4), Good (3), Fair (2), and Poor (1). The results derived in terms of percentage of students with common views, average scores and rating are presented in Table 29 and Table 30.

Table 29

| Sl. No. | Feedback Parameters | Responses (in terms of % of students) | |
|---------|---|---------------------------------------|-----|
| | | Yes | No |
| 1 | Is it needed to add any content on curriculum? | 22 | 78 |
| 2 | If yes specify the content. | DIGITAL FILTER DESIGN | 50 |
| | | EMBEDDED SYSTEM | 50 |
| 3 | Is it needed to delete any content on curriculum? | 0 | 100 |
| 4 | If yes specify the content. | NA | |

Table 30

| Sl. No. | Feedback Parameters | Responses (in terms of % of students) | | | | | Avg | Rating |
|---------|--|---------------------------------------|----------|----------|---------------|---------------|-----|-----------|
| | | 1 (Poor) | 2 (Fair) | 3 (Good) | 4 (Very Good) | 5 (Excellent) | | |
| 5 | Do you think this curriculum satisfy industry requirement? | 0 | 0 | 0 | 22.2 | 77.8 | 4.8 | Excellent |

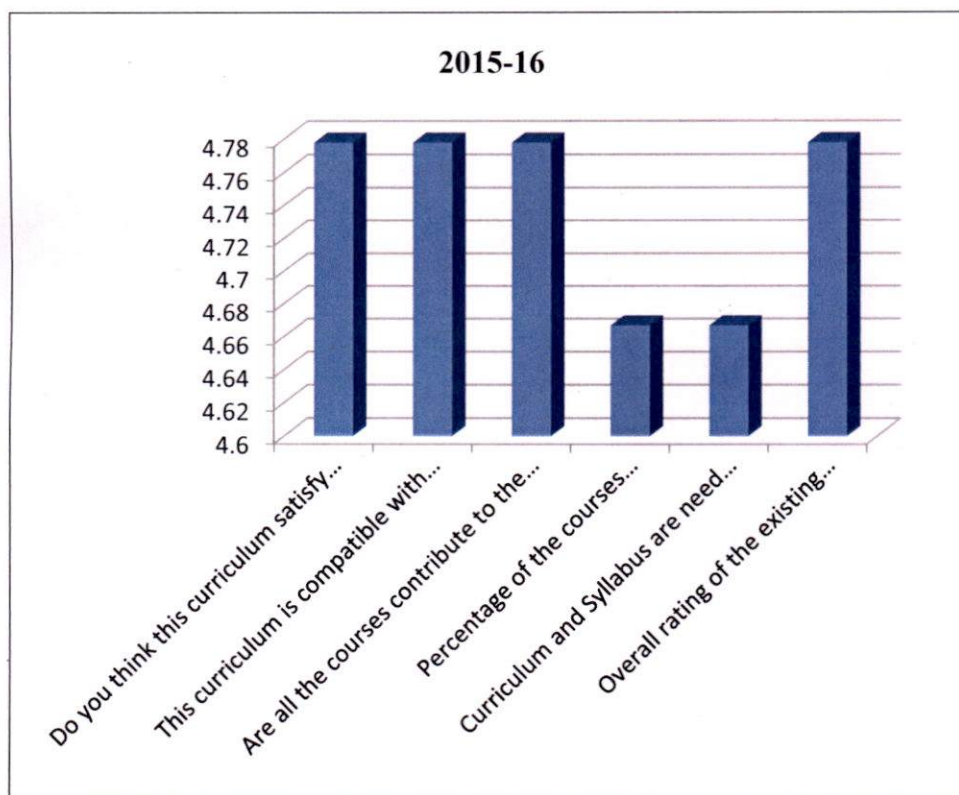

Coordinator, IQAC
Narula Institute of Technology
81, Nilgunj Road, Agarpara
Kolkata- 700109


Principal
NARULA INSTITUTE OF TECHNOLOGY
81, Nilguni Road, Agarpara, Kol-109

| | | | | | | | | |
|----|--|---|---|---|------|------|-----|-----------|
| 6 | This curriculum is compatible with the latest technology? | 0 | 0 | 0 | 22.2 | 77.8 | 4.8 | Excellent |
| 7 | Are all the courses contribute to the knowledge and skill development? | 0 | 0 | 0 | 22.2 | 77.8 | 4.8 | Excellent |
| 8 | Percentage of the courses challenging and interesting | 0 | 0 | 0 | 33.3 | 66.7 | 4.7 | Excellent |
| 9 | Curriculum and Syllabus are need based | 0 | 0 | 0 | 33.3 | 66.7 | 4.7 | Excellent |
| 10 | Overall rating of the existing curriculum | 0 | 0 | 0 | 22.2 | 77.8 | 4.8 | Excellent |

Note: * Average score > 4: Excellent; 4 >= average score > 3: Very Good; 3 >= average score > 2: Good

The following graph charts are presented to analyze the aforementioned fact.



Coordinator, IQAC
Narula Institute of Technology
1, Nilgunj Road, Agarpara
Kolkata- 700109

Principal
NARULA INSTITUTE OF TECHNOLOGY
81, Nilguni Road, Agarpara, Kol-109

NARULA INSTITUTE OF TECHNOLOGY

81, Nilgunj Road, Agarpara, Kolkata-700109

Phone:+91 33 2563 8888/7777, Telefax:+91 33 2583 7029

Website:www.nit.ac.in, Email:info@nit.ac.in

Department of Electronics and Communication Engineering (M.Tech)

Faculty Feedback Analysis AY 2015-16

(On Curriculum)

Feedback Parameters

1. Curriculum and syllabus are need based
2. How do you rate the ambience of the College for effective delivery of the academic process?
3. Sufficient reference material/books are available in the library for the topics mentioned in the syllabus
4. How do you rate the college activities that help your students in getting jobs and placements?
5. The course content is updated and sufficient to bridge the gap between industry standards/ current global scenario and academics.
6. I am able to achieve the minimum required course outcome attainment level for my class.
7. I have the freedom to propose/modify/suggest /incorporate new topics in the syllabus through proper forum.

The categorization of rating based on average score of different parameters is as follows: Excellent (5), Very Good (4), Good (3), Fair (2), and Poor (1). The results derived in terms of percentage of students with common views, average scores and rating are presented in Table 31.

Table 31

| Sl. No. | Feedback Parameters | Responses (in terms of % of students) | | | | | Avg (out of scale 5) | Rating |
|---------|--|---------------------------------------|----------|----------|---------------|---------------|----------------------|-----------|
| | | 1 (Poor) | 2 (Fair) | 3 (Good) | 4 (Very Good) | 5 (Excellent) | | |
| 1 | Curriculum and syllabus are need based | 0 | 0 | 0 | 40 | 60 | 4.6 | Excellent |
| 2 | How do you rate the ambience of the College for effective delivery of the academic process? | 0 | 0 | 0 | 45 | 55 | 4.5 | Excellent |
| 3 | Sufficient reference material/books are available in the library for the topics mentioned in the syllabus | 0 | 0 | 0 | 20 | 80 | 4.8 | Excellent |
| 4 | How do you rate the college activities that help your students in getting jobs and placements? | 0 | 0 | 0 | 60 | 40 | 4.4 | Excellent |
| 5 | The course content is updated and sufficient to bridge the gap between industry standards/current global scenario and academics. | 0 | 0 | 0 | 55 | 45 | 4.45 | Excellent |

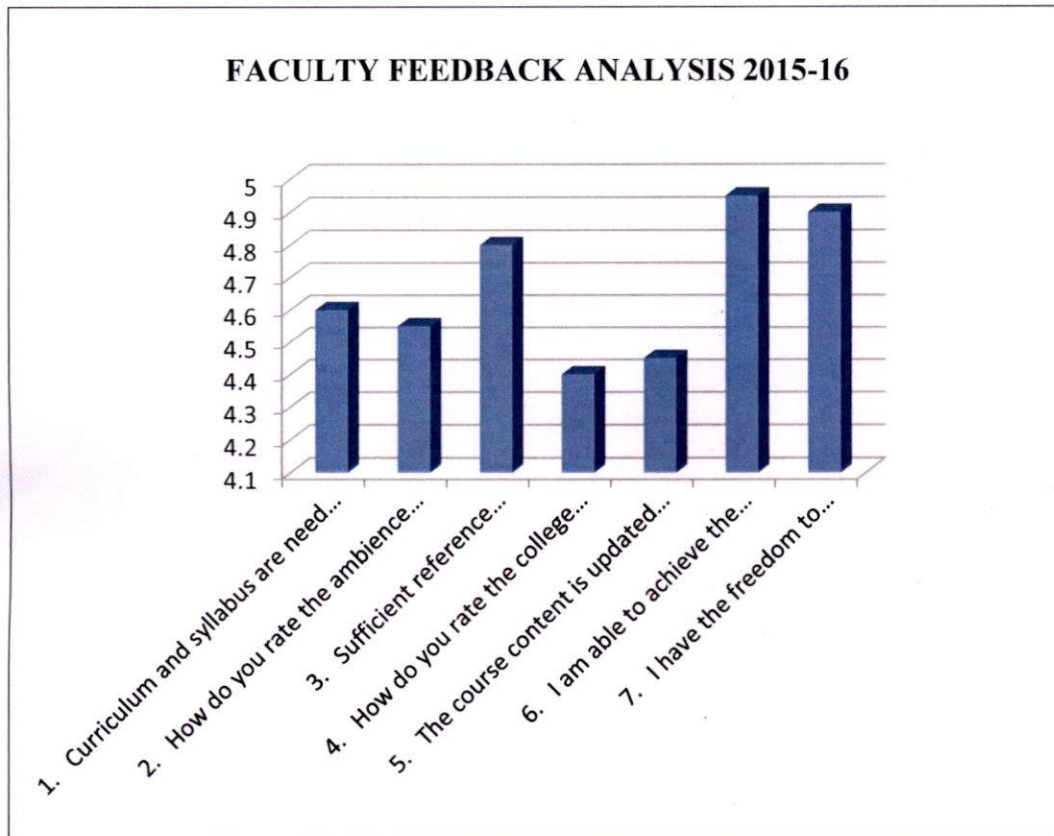

Coordinator, IQAC
Narula Institute of Technology
1, Nilgunj Road, Agarpara
Kolkata- 700109


Principal
NARULA INSTITUTE OF TECHNOLOGY Page 35 of 51
81, Nilgunj Road, Agarpara, Kol-109

| | | | | | | | | |
|---|--|---|---|---|----|----|------|-----------|
| 6 | I am able to achieve the minimum required course outcome attainment level for my class. | 0 | 0 | 0 | 5 | 95 | 4.95 | Excellent |
| 7 | I have the freedom to propose/modify/suggest /incorporate new topics in the syllabus through proper forum. | 0 | 0 | 0 | 10 | 90 | 4.9 | Excellent |

Note:* Average score >4: Excellent; 4 >= average score >3: Very Good; 3 >= average score >2: Good

The following graph chart is presented to analyze the aforementioned fact.



[Handwritten Signature]

Coordinator, IQAC
Narula Institute of Technology
1, Nilgunj Road, Agarpara
Kolkata- 700109

[Handwritten Signature]
Principal

NARULA INSTITUTE OF TECHNOLOGY
81, Nilgunj Road, Agarpara, Kol-109

NARULA INSTITUTE OF TECHNOLOGY

81, Nilgunj Road, Agarpara, Kolkata-700109

Phone:+91 33 2563 8888/7777, Telefax:+91 33 2583 7029

Website:www.nit.ac.in, Email:info@nit.ac.in

Department of Electronics and Communication Engineering (M. Tech)**Alumnae Feedback Analysis AY 2015-16****(On Curriculum)****Feedback Parameters**

1. The curriculum and syllabus content were appropriate for my placement / higher education/ development
2. The Institute/Faculty helped me in placement/higher education
3. Is it needed to add any content in the ongoing curriculum? If 'Yes', specify the content.
4. Is it needed to delete any content in the ongoing curriculum? If 'Yes', specify the content.
5. Any other suggestion.

The categorization of rating based on average score of different parameters is as follows: Excellent (5), Very Good (4), Good (3), Fair (2), and Poor (1). The results derived in terms of percentage of students with common views, average scores and rating are presented in **Table 32 and Table 33**.

Table 32

| Sl. No. | Feedback Parameters | Responses (in terms of % of students) | |
|---------|---|---------------------------------------|-----|
| | | Yes | No |
| 1 | Is it needed to add any content on curriculum? | 44 | 55 |
| 2 | If yes specify the content. | Digital Filter Design | 50 |
| | | Embedded System | 50 |
| 3 | Is it needed to delete any content on curriculum? | 0 | 100 |
| 4 | If yes specify the content. | NA | |

Table 33

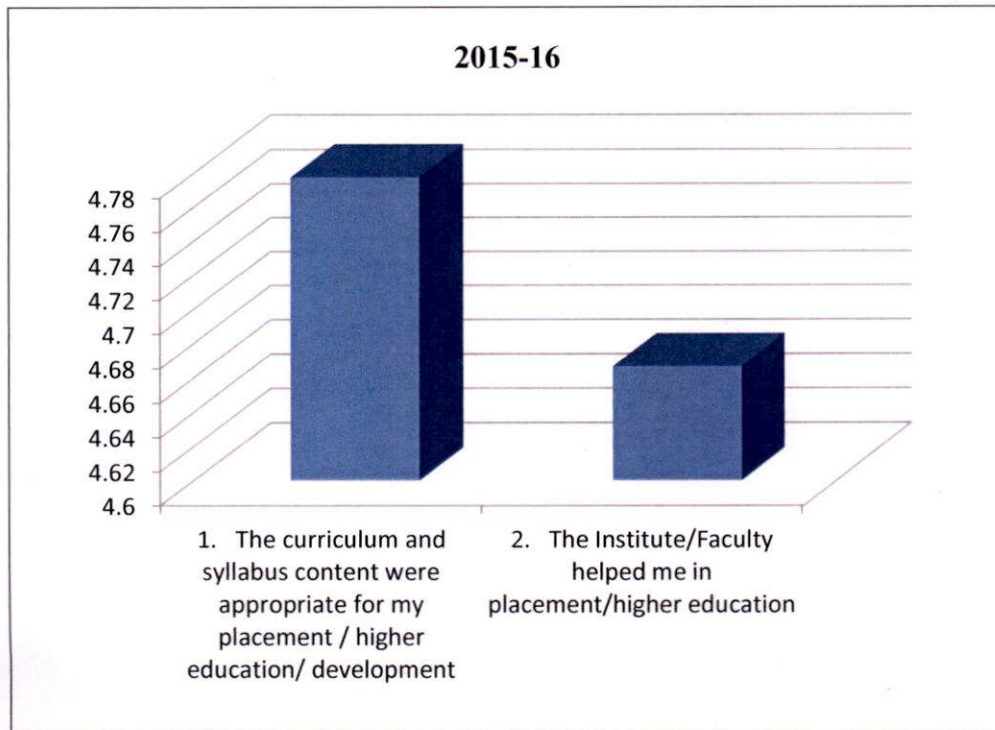
| Sl. No. | Feedback Parameters | Responses (in terms of % of students) | | | | | Avg (out of scale 5) | Rating |
|---------|---|---------------------------------------|----------|----------|---------------|---------------|----------------------|-----------|
| | | 1 (Poor) | 2 (Fair) | 3 (Good) | 4 (Very Good) | 5 (Excellent) | | |
| 1 | The curriculum and syllabus content were appropriate for my placement / higher education/ development | 0 | 0 | 0 | 22.2 | 77.8 | 4.8 | Excellent |
| 2 | The Institute/Faculty helped me in placement/higher education | 0 | 0 | 0 | 33.3 | 66.7 | 4.7 | Excellent |

Note:* Average score>4: Excellent; 4>=average score>3: Very Good; 3>=average score>2: Good

Coordinator, IQAC
Narula Institute of Technology
1, Nilgunj Road, Agarpara
Kolkata- 700109

Principal
NARULA INSTITUTE OF TECHNOLOGY
81, Nilgunj Road, Agarpara, Kol-109

The following graph charts are presented to analyze the aforementioned fact.



Coordinator, IQAC
Narula Institute of Technology
1, Nilgunj Road, Agarpara
Kolkata- 700109

NARULA INSTITUTE OF TECHNOLOGY
81, Nilgunj Road, Agarpara, Kol-109

NARULA INSTITUTE OF TECHNOLOGY

81, Nilgunj Road, Agarpara, Kolkata-700109

Phone:+91 33 2563 8888/7777, Telefax:+91 33 2583 7029

Website:www.nit.ac.in, Email:info@nit.ac.in

Department of Masters of Computer Application**Student Feedback Analysis AY 2015-16****(On Curriculum)****Feedback Parameters**

1. Is it needed to add any content on curriculum? If yes specify the content.
2. Is it needed to delete any content on curriculum? If yes specify the content.
3. Do you think this curriculum satisfy industry requirement?
4. This curriculum is compatible with the latest technology?
5. Are all the courses contribute to the knowledge and skill development?
6. Percentage of the courses challenging and interesting
7. Curriculum and Syllabus are need based
8. Overall rating of the existing curriculum

The categorization of rating based on average score of different parameters is as follows: Excellent (5), Very Good (4), Good (3), Fair (2), and Poor (1). The results derived in terms of percentage of students with common views, average scores and rating are presented in Table 34 and Table 35.

Table 34

| Sl. No. | Feedback Parameters | Responses (in terms of % of students) | |
|---------|---|---------------------------------------|-----|
| | | Yes | No |
| 1 | Is it needed to add any content on curriculum? | 33 | 67 |
| 2 | If yes specify the content. | Python | 29 |
| | | mobile computing | 12 |
| | | Bioinformatics | 17 |
| | | IOT | 29 |
| 3 | Is it needed to delete any content on curriculum? | 0 | 100 |
| 4 | If yes specify the content. | NA | |

Table 35

| Sl. No. | Feedback Parameters | Responses (in terms of % of students) | | | | | Avg | Rating |
|---------|---------------------|---------------------------------------|----------|----------|---------------|---------------|-----|--------|
| | | 1 (Poor) | 2 (Fair) | 3 (Good) | 4 (Very Good) | 5 (Excellent) | | |
| | | | | | | | | |

Coordinator, IQAC
Narula Institute of Technology
1, Nilgunj Road, Agarpara
Kolkata- 700109

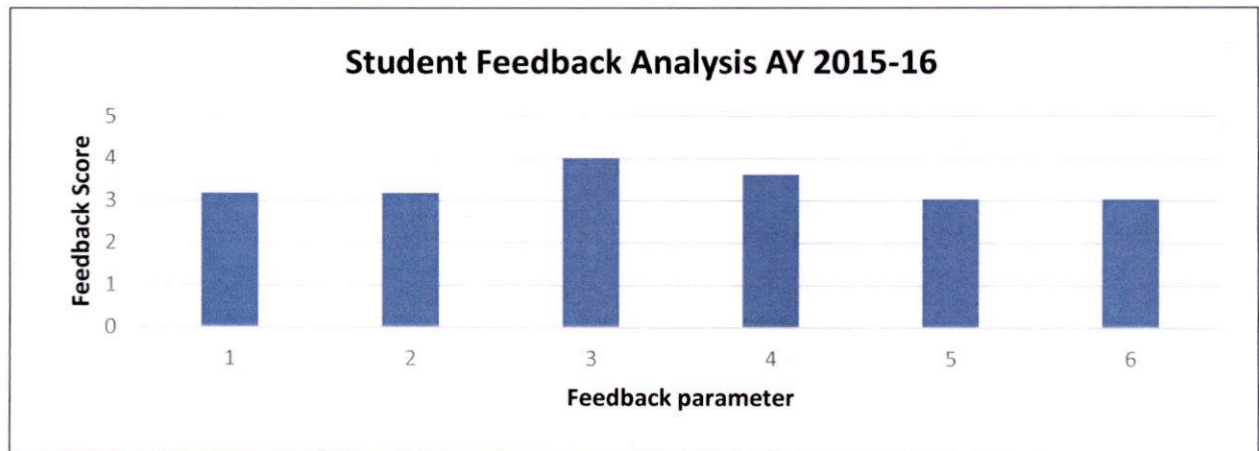
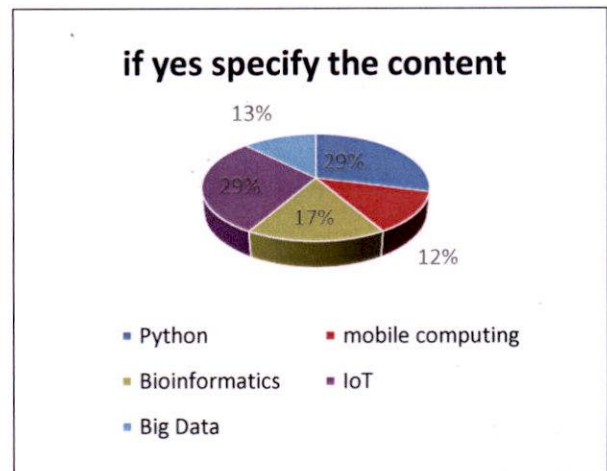
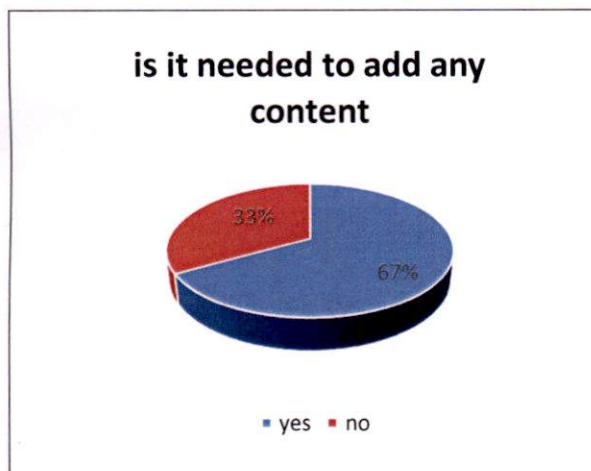
Principal

NARULA INSTITUTE OF TECHNOLOGY
81, Nilgunj Road, Agarpara, Kol-109

| | | | | | | | | |
|----|--|---|------|------|------|------|------|-----------|
| 5 | Do you think this curriculum satisfy industry requirement? | 0 | 0 | 0 | 83.3 | 16.7 | 3.2 | Very Good |
| 6 | This curriculum is compatible with the latest technology? | 0 | 16.6 | 50 | 33.3 | 0 | 3.2 | Very Good |
| 7 | Are all the courses contribute to the knowledge and skill development? | 0 | 0 | 33.3 | 33.3 | 33.3 | 4 | Very Good |
| 8 | Percentage of the courses challenging and interesting | 0 | 5.5 | 38.9 | 44.4 | 11.1 | 3.6 | Very Good |
| 9 | Curriculum and Syllabus are need based | 0 | 2.8 | 91.7 | 5.6 | 0 | 3.03 | Very Good |
| 10 | Overall rating of the existing curriculum | 0 | 0 | 97.2 | 2.8 | 0 | 3.03 | Very Good |

Note: * Average score > 4: Excellent; 4 >= average score > 3: Very Good; 3 >= average score > 2: Good

The following graph charts are presented to analyze the aforementioned fact.



Coordinator, IQAC
Narula Institute of Technology
1, Nilgunj Road, Agarpara
Kolkata- 700109

Principal
NARULA INSTITUTE OF TECHNOLOGY
81, Nilgunj Road, Agarpara, Kol-109

NARULA INSTITUTE OF TECHNOLOGY

81, Nilgunj Road, Agarpara, Kolkata-700109

Phone:+91 33 2563 8888/7777, Telefax:+91 33 2583 7029

Website:www.nit.ac.in, Email:info@nit.ac.in

Department of Masters of Computer Application

Faculty Feedback Analysis AY 2015-16

(On Curriculum)


Feedback Parameters

1. Curriculum and syllabus are need based
2. How do you rate the ambience of the College for effective delivery of the academic process?
3. Sufficient reference material/books are available in the library for the topics mentioned in the syllabus
4. How do you rate the college activities that help your students in getting jobs and placements?
5. The course content is updated and sufficient to bridge the gap between industry standards/ current global scenario and academics.
6. I am able to achieve the minimum required course outcome attainment level for my class.
7. I have the freedom to propose/modify/suggest /incorporate new topics in the syllabus through proper forum.

The categorization of rating based on average score of different parameters is as follows: Excellent (5), Very Good (4), Good (3), Fair (2), and Poor (1). The results derived in terms of percentage of students with common views, average scores and rating are presented in Table 36.

Table 36

| Sl. No. | Feedback Parameters | Responses (in terms of % of students) | | | | | Avg (out of scale 5) | Rating |
|---------|--|---------------------------------------|----------|----------|---------------|---------------|----------------------|-----------|
| | | 1 (Poor) | 2 (Fair) | 3 (Good) | 4 (Very Good) | 5 (Excellent) | | |
| 1 | Curriculum and syllabus are need based | 0 | 0 | 50 | 33.3 | 16.7 | 3.7 | Very Good |
| 2 | How do you rate the ambience of the College for effective delivery of the academic process? | 0 | 0 | 16.7 | 66.7 | 16.7 | 4 | Very Good |
| 3 | Sufficient reference material/books are available in the library for the topics mentioned in the syllabus | 0 | 0 | 16.7 | 66.7 | 16.7 | 4 | Very Good |
| 4 | How do you rate the college activities that help your students in getting jobs and placements? | 0 | 0 | 16.7 | 66.7 | 16.7 | 4 | Very Good |
| 5 | The course content is updated and sufficient to bridge the gap between industry standards/current global scenario and academics. | 0 | 0 | 33.3 | 50 | 16.7 | 3.8 | Very Good |

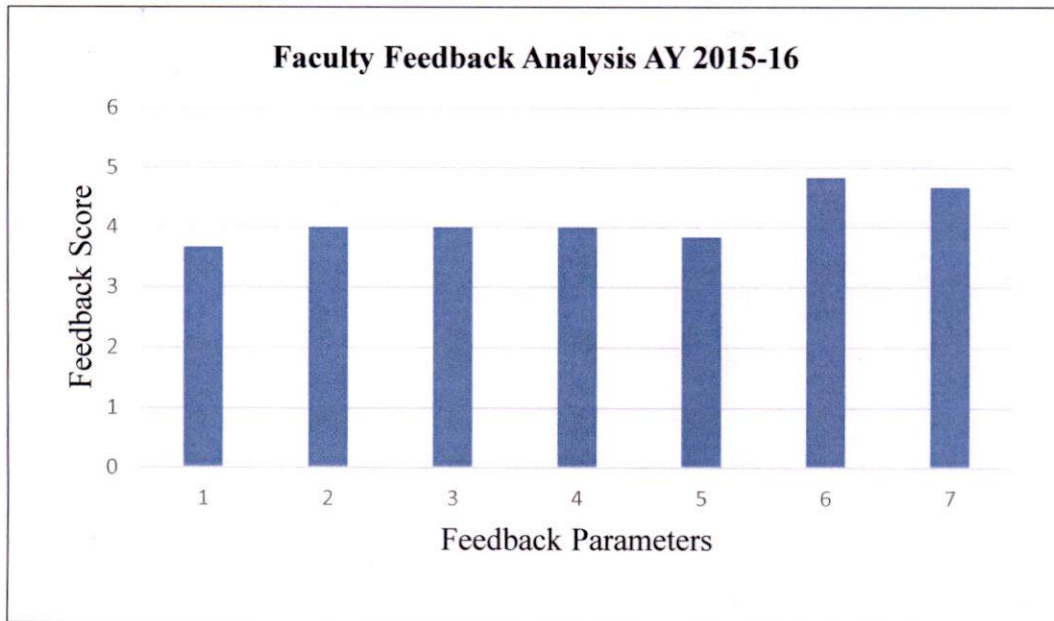

Coordinator, IQAC
Narula Institute of Technology
1, Nilgunj Road, Agarpara
Kolkata- 700109


Principal
NARULA INSTITUTE OF TECHNOLOGY
81, Nilgunj Road, Agarpara, Kol-109

| | | | | | | | | |
|---|--|---|---|---|------|------|-----|-----------|
| 6 | I am able to achieve the minimum required course outcome attainment level for my class. | 0 | 0 | 0 | 16.7 | 83.3 | 4.8 | Excellent |
| 7 | I have the freedom to propose/modify/suggest /incorporate new topics in the syllabus through proper forum. | 0 | 0 | 0 | 33.3 | 66.7 | 4.7 | Excellent |

Note: * Average score >4: Excellent; 4 >= average score >3: Very Good; 3 >= average score >2: Good

The following graph chart is presented to analyze the aforementioned fact.



Coordinator, IQAC
Narula Institute of Technology
1, Nilgunj Road, Agarpara
Kolkata- 700109

Principal
NARULA INSTITUTE OF TECHNOLOGY
31, Nilgunj Road, Agarpara, Kolkata-109

Department of Masters of Computer Application
Alumnae Feedback Analysis AY 2015-16
(On Curriculum)
Feedback Parameters

1. The curriculum and syllabus content were appropriate for my placement / higher education/ development
2. The Institute/Faculty helped me in placement/higher education
3. Is it needed to add any content in the ongoing curriculum? If 'Yes', specify the content.
4. Is it needed to delete any content in the ongoing curriculum? If 'Yes', specify the content.
5. Any other suggestion.

The categorization of rating based on average score of different parameters is as follows: Excellent (5), Very Good (4), Good (3), Fair (2), and Poor (1). The results derived in terms of percentage of students with common views, average scores and rating are presented in **Table 37** and **Table 38**.

Table 37

| Sl. No. | Feedback Parameters | Responses (in terms of % of students) | |
|---------|---|---------------------------------------|-----|
| | | Yes | No |
| 1 | Is it needed to add any content on curriculum? | 80 | 20 |
| 2 | If yes specify the content. | software engineering | 25 |
| | | statistical / numerical methods | 50 |
| | | operating system | 25 |
| 3 | Is it needed to delete any content on curriculum? | 0 | 100 |
| 4 | If yes specify the content. | NA | |

Table 38

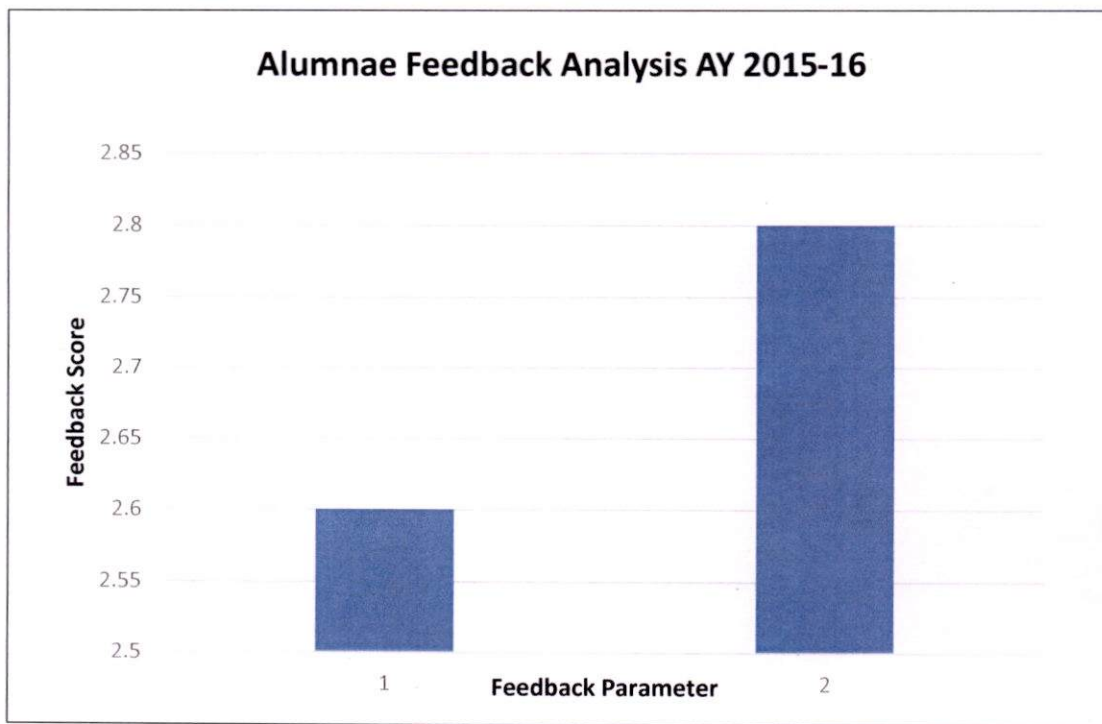
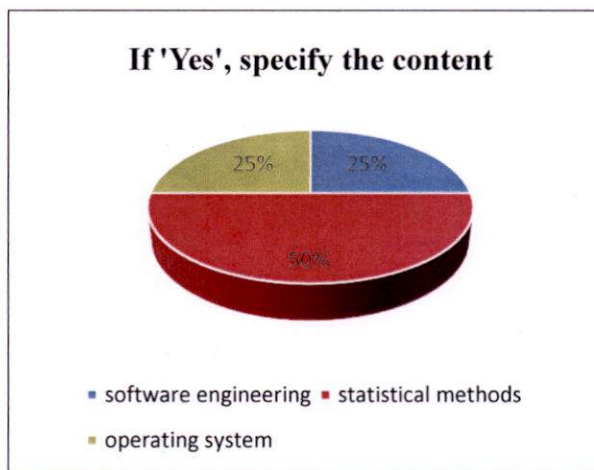
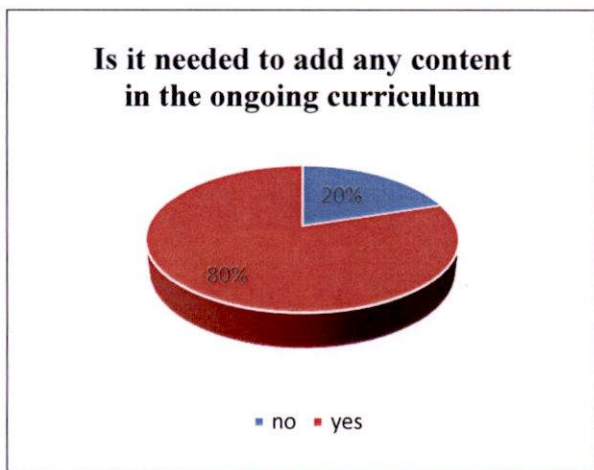
| Sl. No. | Feedback Parameters | Responses (in terms of % of students) | | | | | Avg (out of scale 5) | Rating |
|---------|---|---------------------------------------|----------|----------|---------------|---------------|----------------------|--------|
| | | 1 (Poor) | 2 (Fair) | 3 (Good) | 4 (Very Good) | 5 (Excellent) | | |
| 1 | The curriculum and syllabus content were appropriate for my placement / higher education/ development | 0 | 40 | 60 | 0 | 0 | 2.6 | Good |
| 2 | The Institute/Faculty helped me in placement/higher education | 0 | 20 | 80 | 0 | 0 | 2.8 | Good |

Note: * Average score >4: Excellent; 4 >= average score >3: Very Good; 3 >= average score >2: Good


 Coordinator, IQAC
 Narula Institute of Technology
 81, Nilgunj Road, Agarpara
 Kolkata- 700109


 Principal
NARULA INSTITUTE OF TECHNOLOGY
 81, Nilgunj Road, Agarpara, Kol-109

The following graph charts are presented to analyze the aforementioned fact.



Coordinator, IQAC
 Narula Institute of Technology
 1, Nilgunj Road, Agarpara
 Kolkata- 700109

Principal

NARULA INSTITUTE OF TECHNOLOGY
 31, Nilgunj Road, Agarpara, Kol-109

NARULA INSTITUTE OF TECHNOLOGY

81, Nilgunj Road, Agarpara, Kolkata-700109

Phone:+91 33 2563 8888/7777, Telefax:+91 33 2583 7029

Website:www.nit.ac.in, Email:info@nit.ac.in

DEPARTMENT OF ELECTRICAL ENGINEERING

Student Feedback Analysis AY 2015-16

(On Curriculum)

Feedback Parameters

1. Is it needed to add any content on curriculum? If yes specify the content.
2. Is it needed to delete any content on curriculum? If yes specify the content.
3. Do you think this curriculum satisfy industry requirement?
4. This curriculum is compatible with the latest technology?
5. Are all the courses contribute to the knowledge and skill development?
6. Percentage of the courses challenging and interesting
7. Curriculum and Syllabus are need based
8. Overall rating of the existing curriculum

The categorization of rating based on average score of different parameters is as follows: Excellent (5), Very Good (4), Good (3), Fair (2), and Poor (1). The results derived in terms of percentage of students with common views, average scores and rating are presented in Table 39 and Table 40.

Table 39

| Sl. No. | Feedback Parameters | Responses (in terms of % of students) | |
|---------|---|--|------|
| | | Yes | No |
| 1 | Is it needed to add any content on curriculum? | 25 | 75 |
| 2 | If yes specify the content. | Robotics | 13.1 |
| | | Object oriented programing using JAVA | 11.9 |
| | | None | 75 |
| 3 | Is it needed to delete any content on curriculum? | 0 | 100 |
| 4 | If yes specify the content. | NA | |



Coordinator, IQAC
Narula Institute of Technology
1, Nilgunj Road, Agarpara
Kolkata- 700109



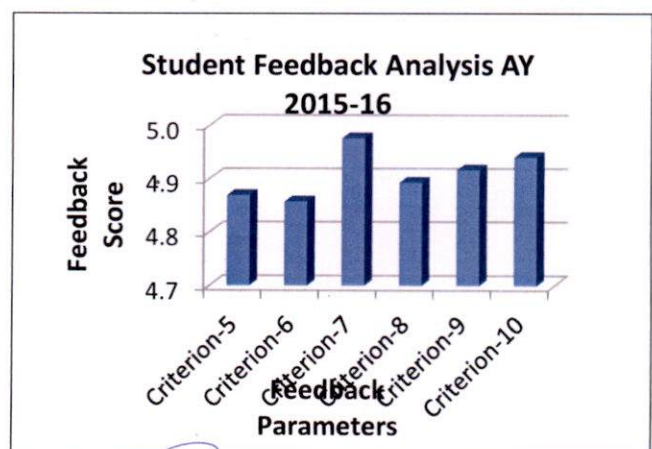
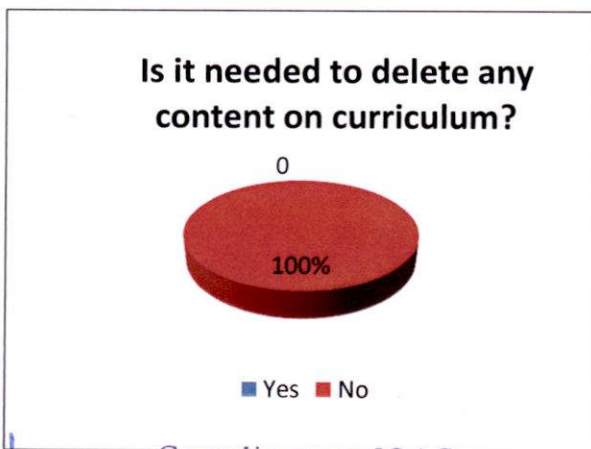
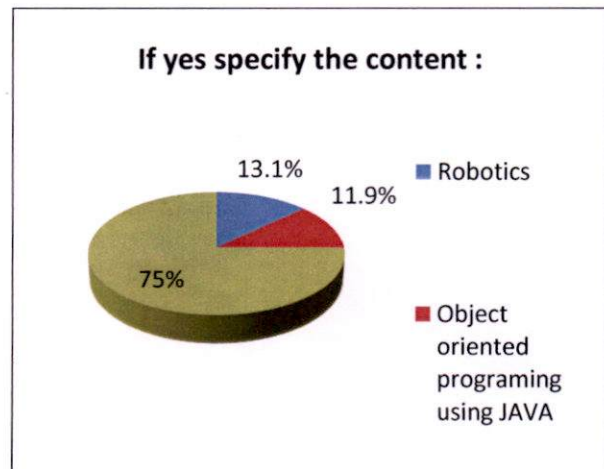
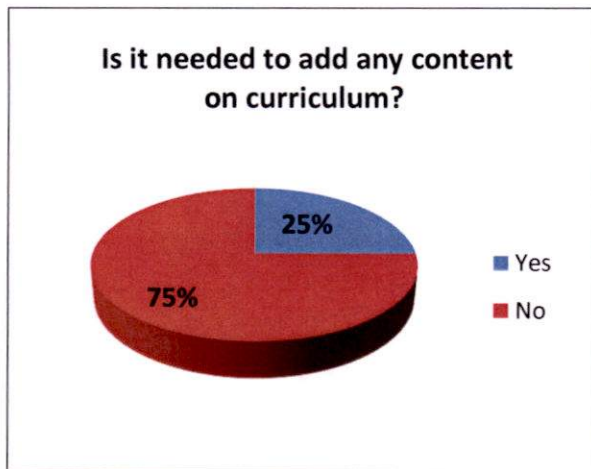
Principal
NARULA INSTITUTE OF TECHNOLOGY
81, Nilgunj Road, Agarpara, Kol-109

Table 40

| Sl. No. | Feedback Parameters | Responses (in terms of % of students) | | | | | Avg | Rating |
|---------|--|---------------------------------------|----------|----------|---------------|---------------|-----|-----------|
| | | 1 (Poor) | 2 (Fair) | 3 (Good) | 4 (Very Good) | 5 (Excellent) | | |
| 5 | Do you think this curriculum satisfy industry requirement? | 0 | 0 | 0 | 13.1 | 86.9 | 4.9 | Excellent |
| 6 | This curriculum is compatible with the latest technology? | 0 | 0 | 0 | 14.3 | 85.7 | 4.9 | Excellent |
| 7 | Are all the courses contribute to the knowledge and skill development? | 0 | 0 | 0 | 2.4 | 97.6 | 4.9 | Excellent |
| 8 | Percentage of the courses challenging and interesting | 0 | 0 | 1.2 | 8.3 | 90.5 | 4.9 | Excellent |
| 9 | Curriculum and Syllabus are need based | 0 | 0 | 0 | 8.3 | 91.7 | 4.9 | Excellent |
| 10 | Overall rating of the existing curriculum | 0 | 0 | 0 | 5.9 | 94.1 | 4.9 | Excellent |

Note: * Average score > 4: Excellent; 4 >= average score > 3: Very Good; 3 >= average score > 2: Good

The following graph charts are presented to analyze the aforementioned fact.



Coordinator, IQAC
Narula Institute of Technology
1, Nilgunj Road, Agarpara
Kolkata- 700109

NARULA INSTITUTE OF TECHNOLOGY
81, Nilgunj Road, Agarpara, Kol-109

NARULA INSTITUTE OF TECHNOLOGY

81, Nilgunj Road, Agarpara, Kolkata-700109

Phone:+91 33 2563 8888/7777, Telefax:+91 33 2583 7029

Website:www.nit.ac.in, Email:info@nit.ac.in

DEPARTMENT OF ELECTRICAL ENGINEERING

Faculty Feedback Analysis AY 2015-16

(On Curriculum)

Feedback Parameters


1. Curriculum and syllabus are need based
2. How do you rate the ambience of the College for effective delivery of the academic process?
3. Sufficient reference material/books are available in the library for the topics mentioned in the syllabus
4. How do you rate the college activities that help your students in getting jobs and placements?
5. The course content is updated and sufficient to bridge the gap between industry standards/ current global scenario and academics.
6. I am able to achieve the minimum required course outcome attainment level for my class.
7. I have the freedom to propose/modify/suggest /incorporate new topics in the syllabus through proper forum.

The categorization of rating based on average score of different parameters is as follows: Excellent (5), Very Good (4), Good (3), Fair (2), and Poor (1). The results derived in terms of percentage of students with common views, average scores and rating are presented in Table 41.

Table 41

| Sl. No. | Feedback Parameters | Responses (in terms of % of students) | | | | | Avg (out of scale 5) | Rating |
|---------|--|---------------------------------------|----------|----------|---------------|---------------|----------------------|-----------|
| | | 1 (Poor) | 2 (Fair) | 3 (Good) | 4 (Very Good) | 5 (Excellent) | | |
| 1 | Curriculum and syllabus are need based | 0 | 0 | 20 | 26.7 | 53.3 | 4.3 | Excellent |
| 2 | How do you rate the ambience of the College for effective delivery of the academic process? | 0 | 0 | 13.3 | 33.3 | 53.3 | 4.4 | Excellent |
| 3 | Sufficient reference material/books are available in the library for the topics mentioned in the syllabus | 0 | 0 | 6.7 | 26.7 | 66.7 | 4.6 | Excellent |
| 4 | How do you rate the college activities that help your students in getting jobs and placements? | 0 | 0 | 0 | 40 | 60 | 4.6 | Excellent |
| 5 | The course content is updated and sufficient to bridge the gap between industry standards/current global scenario and academics. | 0 | 0 | 0 | 26.7 | 73.3 | 4.7 | Excellent |

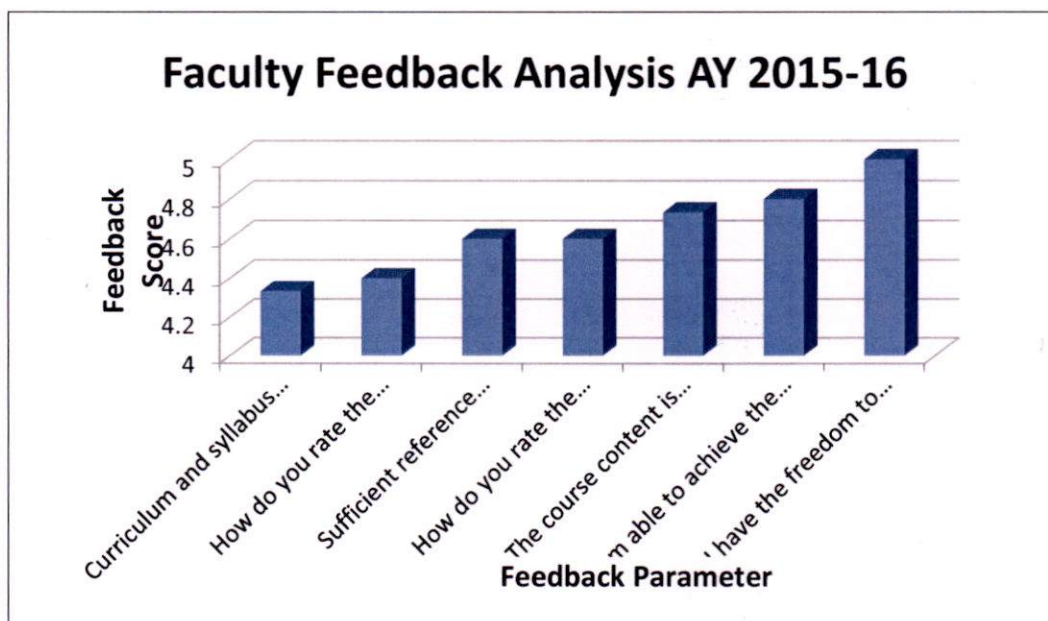

Coordinator, IQAC
Narula Institute of Technology
1, Nilgunj Road, Agarpara
Kolkata- 700109


NARULA INSTITUTE OF TECHNOLOGY
81, Nilguni Road, Agarpara, Kol-109

| | | | | | | | | |
|---|--|---|---|---|----|-----|-----|-----------|
| 6 | I am able to achieve the minimum required course outcome attainment level for my class. | 0 | 0 | 0 | 20 | 80 | 4.8 | Excellent |
| 7 | I have the freedom to propose/modify/suggest /incorporate new topics in the syllabus through proper forum. | 0 | 0 | 0 | 0 | 100 | 5 | Excellent |

8. Note: * Average score > 4: Excellent; 4 >= average score > 3: Very Good; 3 >= average score > 2: Good

The following graph chart is presented to analyze the aforementioned fact.



Coordinator, IQAC
 Narula Institute of Technology
 1, Nilgunj Road, Agarpara
 Kolkata- 700109

Principal
NARULA INSTITUTE OF TECHNOLOGY
 81, Nilgunj Road, Agarpara, Kol-109

NARULA INSTITUTE OF TECHNOLOGY

81, Nilgunj Road, Agarpara, Kolkata-700109

Phone:+91 33 2563 8888/7777, Telefax:+91 33 2583 7029

Website:www.nit.ac.in, Email:info@nit.ac.in

DEPARTMENT OF ELECTRICAL ENGINEERING**Alumnae Feedback Analysis AY 2015-16****(On Curriculum)****Feedback Parameters**

1. The curriculum and syllabus content were appropriate for my placement / higher education/ development
2. The Institute/Faculty helped me in placement/higher education
3. Is it needed to add any content in the ongoing curriculum? If 'Yes', specify the content.
4. Is it needed to delete any content in the ongoing curriculum? If 'Yes', specify the content.
5. Any other suggestion.

The categorization of rating based on average score of different parameters is as follows: Excellent (5), Very Good (4), Good (3), Fair (2), and Poor (1). The results derived in terms of percentage of students with common views, average scores and rating are presented in **Table 42** and **Table 43**.

Table 42

| Sl. No. | Feedback Parameters | Responses (in terms of % of students) | |
|---------|---|--|------|
| | | Yes | No |
| 1 | Is it needed to add any content on curriculum? | 9.1 | 90.9 |
| 2 | If yes specify the content. | Object oriented programing using JAVA | 25 |
| | | Robotics | 50 |
| | | Artificial intelligence | 25 |
| 3 | Is it needed to delete any content on curriculum? | 0 | 100 |
| 4 | If yes specify the content. | NA | |

Table 43

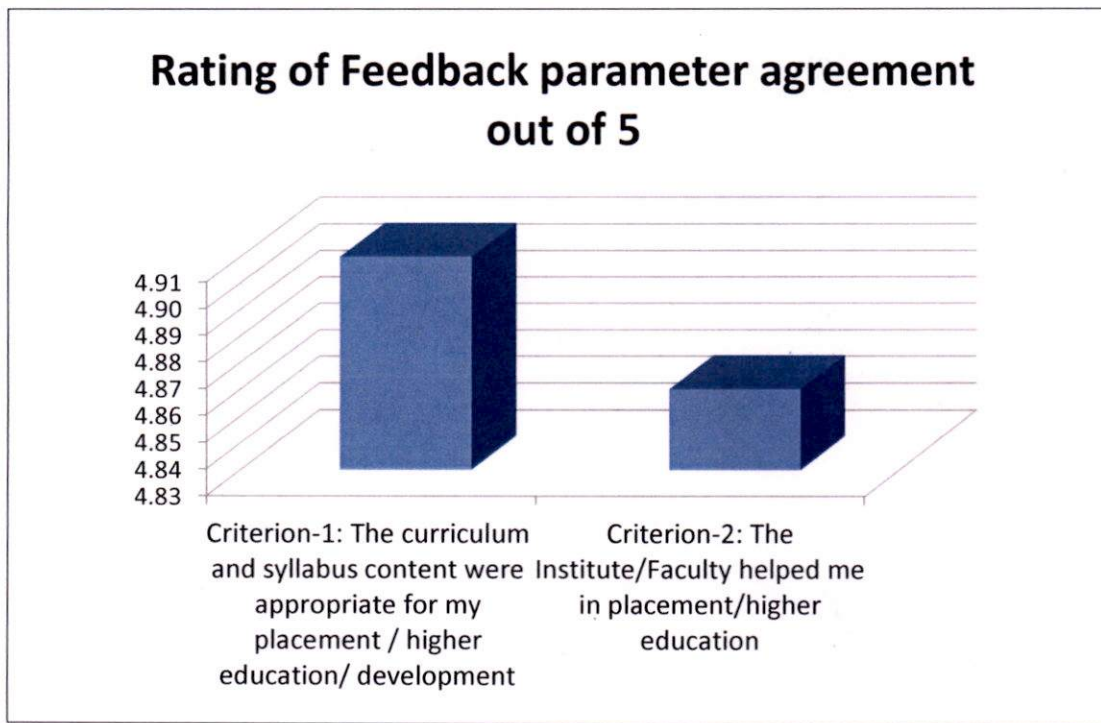
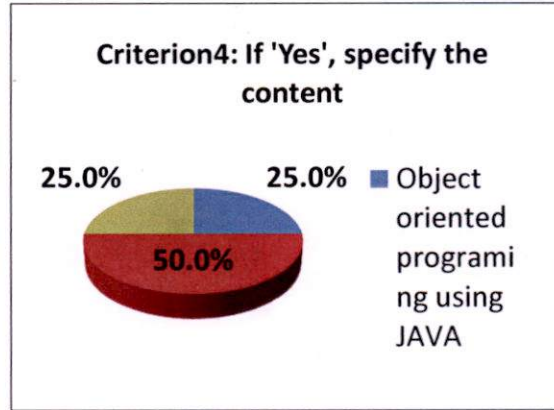
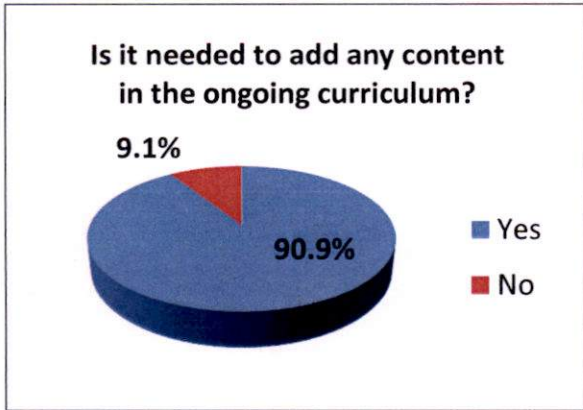
| Sl. No. | Feedback Parameters | Responses (in terms of % of students) | | | | | Avg (out of scale 5) | Rating |
|---------|---|---------------------------------------|----------|----------|---------------|---------------|----------------------|-----------|
| | | 1 (Poor) | 2 (Fair) | 3 (Good) | 4 (Very Good) | 5 (Excellent) | | |
| 1 | The curriculum and syllabus content were appropriate for my placement / higher education/ development | 0 | 0 | 0 | 11.1 | 88.9 | 4.9 | Excellent |
| 2 | The Institute/Faculty helped me in placement/higher education | 0 | 0 | 0 | 16.7 | 83.3 | 4.8 | Excellent |

Coordinator, IQAC
Narula Institute of Technology
1, Nilgunj Road, Agarpara
Kolkata- 700109


Principal
NARULA INSTITUTE OF TECHNOLOGY
81, Nilgunj Road, Agarpara, Kol-109

Note: * Average score > 4: Excellent; 4 >= average score > 3: Very Good; 3 >= average score > 2: Good

The following graph charts are presented to analyze the aforementioned fact.




 Coordinator, IQAC
 Varula Institute of Technology
 1, Nilgunj Road, Agarpara
 Kolkata- 700109


 Principal
 VARULA INSTITUTE OF TECHNOLOGY
 Kolkata- 700109

NARULA INSTITUTE OF TECHNOLOGY

81, Nilgunj Road, Agarpara, Kolkata-700109

Phone:+91 33 2563 8888/7777, Telefax:+91 33 25837029

Website:www.nit.ac.in, Email:info@nit.ac.in

Employer Feedback Analysis AY 2015-16

(On Curriculum)

Feedback Parameters

1. The technical knowledge of the student is*
2. The curriculum and syllabus provide sufficient knowledge in the area of study*
3. Is it needed to add any content on curriculum? If yes specify the content.
4. Is it needed to delete any content on curriculum? If yes specify the content.
5. Do you think this curriculum satisfy industry requirement? *

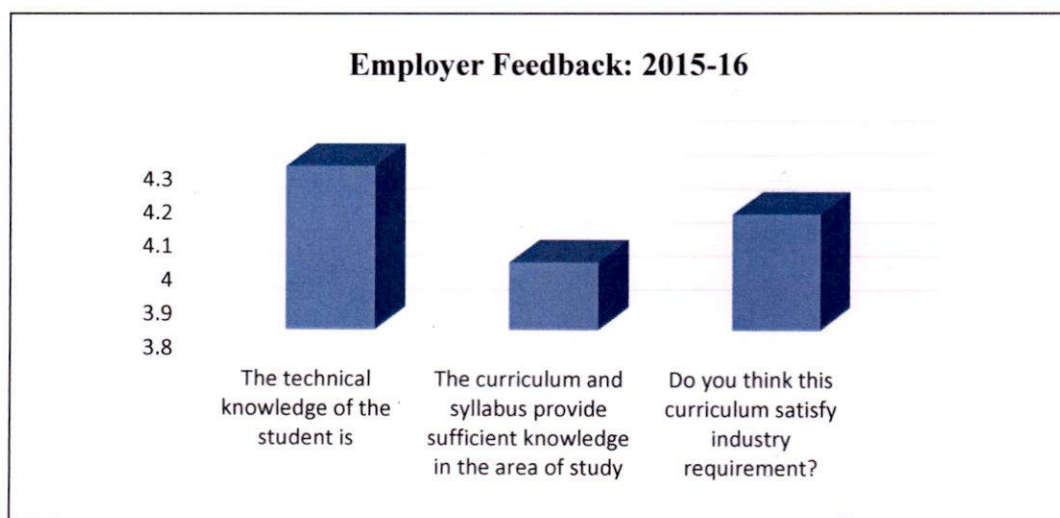
The following summarized result has been generated from the Feedback Analysis report on Curriculum on Employers in the academic year 2019-20.


The categorization of rating based on average score of different parameters is as follows: Excellent (5), Very Good (4), Good (3), Fair (2), and Poor (1). The results derived in terms of percentage of students with common views, average scores and rating are presented in Table 44.


Table 44

| Sl. No. | Feedback Parameters | Responses (in terms of % of students) | | | | | Avg (out of scale 5) | Rating |
|---------|---|---------------------------------------|----------|----------|---------------|---------------|----------------------|-----------|
| | | 1 (Poor) | 2 (Fair) | 3 (Good) | 4 (Very Good) | 5 (Excellent) | | |
| 1 | The technical knowledge of the student is | 0 | 14.3 | 7.1 | 14.3 | 64.3 | 4.3 | Excellent |
| 2 | The curriculum and syllabus provide sufficient knowledge in the area of study | 0 | 0 | 28.6 | 42.9 | 28.6 | 4 | Excellent |
| 3 | Do you think this curriculum satisfy industry requirement? | 0 | 0 | 35.7 | 14.3 | 50 | 4.1 | Excellent |

Note:* Average score>4: Excellent; 4>=average score>3: Very Good; 3>=average score>2: Good




Coordinator, IQAC
Narula Institute of Technology
1, Nilgunj Road, Agarpara
Kolkata- 700109


Principal
NARULA INSTITUTE OF TECHNOLOGY
81, Nilgunj Road, Agarpara, Kol-109