

Narula Institute of Technology
81 Nilgunj Road, Kolkata – 700109



ACTION TAKEN REPORT (ATR)
ON CURRICULUM FEEDBACK
2019-2020

ACTION TAKEN REPORT (ATR) ON CURRICULUM FEEDBACK 2019-2020

The IQAC of Narula Institute of Technology has developed the feedback mechanism of the Institute with great care. Department wise feedbacks were collected from the different stakeholders like Student, Teacher, Alumni, and Employer. Based on those feedbacks actions are taken department wise. In the following sections branch wise action taken report has been discussed and at the end action taken report of Employers for the institute has been included.

1. Action Taken Report: Department of CSE(B.Tech)

Stakeholder 1: Student

The following summarized result has been generated from the Feedback Analysis report on Curriculum on Students for the academic year 2019-20.

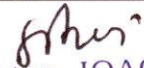
The categorization of rating based on average score of different parameters is as follows: Excellent (5), Very Good (4), Good (3), Fair (2), and Poor (1). The results derived in terms of percentage of students with common views, average scores and rating are presented in *Table 1* and *Table 2*.

Table 1

Sl. No.	Feedback Parameters	Responses (in terms of % of students)	
		Yes	No
1	Is it needed to add any content on curriculum?	11.70	88.30
2	If yes specify the content.	Python	28.60
		IOT	57.10
		IOT, Python	14.30
3	Is it needed to delete any content on curriculum?	0	100
4	If yes specify the content.	NA	

Table 2

Sl. No.	Feedback Parameters	Responses (in terms of % of students)					Avg	Rating
		1 (Poor)	2 (Fair)	3 (Good)	4 (Very Good)	5 (Excellent)		
5	Do you think this curriculum satisfy industry requirement?	0	0	0	13.33	86.66	4.86	Excellent
6	This curriculum is compatible with the latest technology?	0	0	0	6.66	86.66	4.84	Excellent


Coordinator, IQAC
Narula Institute of Technology
81, Nilgunj Road, Agarpara
Kolkata- 700109


Principal
NARULA INSTITUTE OF TECHNOLOGY
81, Nilgunj Road, Agarpara, Kol-109

7	Are all the courses contribute to the knowledge and skill development?	0	0	0	3.33	96.66	4.96	Excellent
8	Percentage of the courses challenging and interesting	0	0	1.66	5	93.33	4.9	Excellent
9	Curriculum and Syllabus are need based	0	0	0	1.66	98.33	4.92	Excellent
10	Overall rating of the existing curriculum	0	0	0	1.66	98.33	4.92	Excellent

Note:* Average score>4: Excellent; 4>=average score>3: Very Good; 3>=average score>2: Good

Table 3: Actions Taken based on Table 1 and Table 2

Sl. No.	Feedback Parameters	Action Taken
1	Is it needed to add any content on curriculum?	It is found that 11.7% students want to add new content in the existing curriculum. Whereas, more than 80% students do not want to add. But, while considering those 11% students, it is found that they want to add Python, IOT as a new inclusion. It must be noted that, these students have followed R-16 curriculum and in the previous year's feedback also we have got the aforementioned subjects from different students. As a result, already we have planned those subjects to be included in R-21 curriculum.
2	If yes specify the content.	It is found that one subject named Sensor Network and IOT is already in R-18 curriculum of CSE. As per the feedback given by the students a new course on Internet of Things can be included in the upcoming regulation.
3	Is it needed to delete any content on curriculum?	100% students do not want to delete any course. Hence no action required.
4	If yes specify the content.	
5	Do you think this curriculum satisfy industry requirement?	More than 85% students give us a rating of 'Excellent'. But To enhance this skill further on knowledge partnership with industry, in each technical department one industry adjunct professor and one industry mentor have been given responsibility.
6	This curriculum is compatible with the latest technology?	In this category also we have scored 'Excellent'. Hence no further action required.
7	Are all the courses contribute to the knowledge and skill development?	More than 95% students have given 'Excellent' rating. As a result, no further action required.
8	Percentage of the courses challenging and interesting	More than 93% students have given 'Excellent' rating. Thus scoring 4.9 out of a scale of 5. Hence, no action required.
9	Curriculum and Syllabus are need based	Here, out of 5 scale, we have scored 4.92, which is 'Excellent'.
10	Overall rating of the existing curriculum	Almost 98% students have given 'Excellent' rating in this field.


Stakeholder 2: Teacher

The following summarized result has been generated from the Feedback Analysis report on Curriculum for Teachers for the academic year 2019-20.

The categorization of rating based on average score of different parameters is as follows: Excellent (5), Very Good (4), Good (3), Fair (2), and Poor (1). The results derived in terms of percentage of students with common views, average scores and rating are presented in Table 4.

Table 4

Sl. No.	Feedback Parameters	Responses (in terms of % of students)					Avg (out of scale 5)	Rating
		1 (Poor)	2 (Fair)	3 (Good)	4 (Very Good)	5 (Excellent)		
1	Curriculum and syllabus are need based	0	0	0	20	80	4.8	Excellent


Coordinator, IQAC
Narula Institute of Technology
81, Nilgunj Road, Agarpara
Kolkata- 700109


Principal
NARULA INSTITUTE OF TECHNOLOGY
81, Nilgunj Road, Agarpara, Kol-109

2	How do you rate the ambience of the College for effective delivery of the academic process?	0	0	0	0	100	5	Excellent
3	Sufficient reference material/books are available in the library for the topics mentioned in the syllabus	0	0	0	0	100	5	Excellent
4	How do you rate the college activities that help your students in getting jobs and placements?	0	0	0	6.66	93.33	4.93	Excellent
5	The course content is updated and sufficient to bridge the gap between industry standards/current global scenario and academics.	0	0	0	6.66	93.33	4.93	Excellent
6	I am able to achieve the minimum required course outcome attainment level for my class.	0	0	0	0	100	5	Excellent
7	I have the freedom to propose/modify/suggest /incorporate new topics in the syllabus through proper forum.	0	0	0	0	100	5	Excellent

Note:* Average score>4: Excellent; 4>=average score>3: Very Good; 3>=average score>2: Good

Table 5: Actions Taken based on Table 4

Sl. No.	Feedback Parameters	Action Taken
1	Curriculum and syllabus are need based	Based on the Teachers feedback it is found that in all aspects Teachers have given on an average an 'Excellent' rating. Among the seven parameters, 'ambience of the college for effective delivery of the academic process', 'Sufficient reference material/books are available in the library for the topics mentioned in the syllabus', 'I am able to achieve the minimum required course outcome attainment level for my class', and 'I have the freedom to propose/modify/suggest /incorporate new topics in the syllabus through proper forum', 100% teachers have given a rating of 5 out of 5 scale. This shows the teachers' faith and satisfaction about the Institute. Indeed it is encouraging and hence no action required.
2	How do you rate the ambience of the College for effective delivery of the academic process?	
3	Sufficient reference material/books are available in the library for the topics mentioned in the syllabus	
4	How do you rate the college activities that help your students in getting jobs and placements?	
5	The course content is updated and sufficient to bridge the gap between industry standards/current global scenario and academics.	
6	I am able to achieve the minimum required course outcome attainment level for my class.	
7	I have the freedom to propose/modify/suggest /incorporate new topics in the syllabus through proper forum.	

Stakeholder 3: Alumnae

The following summarized result has been generated from the Feedback Analysis report on Curriculum for Alumnae for the academic year 2019-20.

The categorization of rating based on average score of different parameters is as follows: Excellent (5), Very Good (4), Good (3), Fair (2), and Poor (1). The results derived in terms of percentage of students with common views, average scores and rating are presented in *Table 6* and *Table 7*.

Table 6

Sl. No.	Feedback Parameters	Responses (in terms of % of students)	
		Yes	No
1	Is it needed to add any content on curriculum?	50	50
2	If yes specify the content.	Python	50
		IOT	33.33
		IOT, Python	16.67

Coordinator, IQAC
Narula Institute of Technology
81, Nilgunj Road, Agarpara
Kolkata- 700109

Principal
NARULA INSTITUTE OF TECHNOLOGY
81, Nilgunj Road, Agarpara, Kol-109

3	Is it needed to delete any content on curriculum?	0	100
4	If yes specify the content.	NA	

Table 7


Sl. No.	Feedback Parameters	Responses (in terms of % of students)					Avg (out of scale 5)	Rating
		1 (Poor)	2 (Fair)	3 (Good)	4 (Very Good)	5 (Excellent)		
1	The curriculum and syllabus content were appropriate for my placement / higher education/ development	0	0	8.33	16.66	75	4.66	Excellent
2	The Institute/Faculty helped me in placement/higher education	0	0	0	0	100	5	Excellent

Note: * Average score >4: Excellent; 4 >= average score >3: Very Good; 3 >= average score >2: Good

Table 8: Actions Taken based on Table 6 and Table 7.

Sl. No.	Feedback Parameters	Action Taken
1	Is it needed to add any content on curriculum?	It is found that 50% students want to add new content in the existing curriculum. Definitely this is an alarming message to all of us. However, it is noted that, already the subjects those were mentioned by the alumnae has been considered to the inclusion of the upcoming regulations. In R-18 already <i>Sensor network & IOT</i> has been added and in R-21 there is a planning to include <i>Programming using Python</i> . As per repeated requests placed by the different stakeholders, in R-21 there is a planning to include <i>Introduction to Internet of Things</i> .
2	If yes specify the content.	
3	Is it needed to delete any content on curriculum?	100% students do not want to delete any course. Hence no action required.
4	If yes specify the content.	
5	The curriculum and syllabus content were appropriate for my placement / higher education/ development	75% students give us a rating of 5. As a whole, the department scored 4.66 out of a scale of 5, which is 'Excellent'. Hence no action required.
6	The Institute/Faculty helped me in placement/higher education	The strong bonding of the Teacher-Student relationship is reflected in every graphs of the department to showcase this fact.

The overall feedback report on Curriculum for the department of CSE is encouraging. However, as per the feedback analysis we are on the process of reframing the curriculum and syllabus.


 Coordinator, IQAC
 Narula Institute of Technology
 81, Nilgunj Road, Agarpara
 Kolkata- 700109


 Principal
NARULA INSTITUTE OF TECHNOLOGY
 81, Nilguni Road, Agarpara, Kol-109

2. Action Taken Report: Department of ECE(B.Tech)

Stakeholder 1: Student

The following summarized result has been generated from the Feedback Analysis report on Curriculum on Students for the academic year 2019-20.

The categorization of rating based on average score of different parameters is as follows: Excellent (5), Very Good (4), Good (3), Fair (2), and Poor (1). The results derived in terms of percentage of students with common views, average scores and rating are presented in *Table 9* and *Table 10*.

Table 9

Sl. No.	Feedback Parameters	Responses (in terms of % of students)	
		Yes	No
1	Is it needed to add any content on curriculum?	12.03	87.96
2	If yes specify the content.	Machine Learning	31.25
		Python	56.25
		Machine Learning, Python	12.5
3	Is it needed to delete any content on curriculum?	0	100
4	If yes specify the content.	NA	


Table 10


Sl. No.	Feedback Parameters	Responses (in terms of % of students)					Avg	Rating
		1 (Poor)	2 (Fair)	3 (Good)	4 (Very Good)	5 (Excellent)		
5	Do you think this curriculum satisfy industry requirement?	0	0	0	18.52	81.48	4.81	Excellent
6	This curriculum is compatible with the latest technology?	0	0	0	23.15	76.85	4.77	Excellent
7	Are all the courses contribute to the knowledge and skill development?	0	0	0	5.55	94.44	4.94	Excellent
8	Percentage of the courses challenging and interesting	0	0	4.63	2.78	92.6	4.88	Excellent
9	Curriculum and Syllabus are need based	0	0	0	11.11	88.88	4.89	Excellent
10	Overall rating of the existing curriculum	0	0	0	12.04	87.96	4.88	Excellent

Note: * Average score >4: Excellent; 4 >= average score >3: Very Good; 3 >= average score >2: Good

Table 11: Action Taken based on Table 9 and Table 10

Sl. No.	Feedback Parameters	Action Taken
1	Is it needed to add any content on curriculum?	It is found that around 12% students want to add new content in the existing curriculum. Whereas, around 87% students do not want to add. Hence no actions required. But it may be noted that most of these students are following R-16 curriculum. The recommended subjects by few students have been included already in the subsequent regulations. Which has not been done yet, will be included in R-21 regulations.
2	If yes specify the content.	


Coordinator, IQAC
Narula Institute of Technology
81, Nilgunj Road, Agarpara
Kolkata - 700109


Principal
NARULA INSTITUTE OF TECHNOLOGY
81, Nilgunj Road, Agarpara, Kol-109

3	Is it needed to delete any content on curriculum?	100% students do not want to delete any course. Hence no action required.
4	If yes specify the content.	
5	Do you think this curriculum satisfy industry requirement?	In all these parameters the students of ECE have given more than 4.5 out of a scale of 5, which is 'Excellent'. This shows the immense confidence of the students on the various curriculum aspects. Therefore, no further actions are required.
6	This curriculum is compatible with the latest technology?	
7	Are all the courses contribute to the knowledge and skill development?	
8	Percentage of the courses challenging and interesting	
9	Curriculum and Syllabus are need based	
10	Overall rating of the existing curriculum	

Stakeholder 2: Teacher

The following summarized result has been generated from the Feedback Analysis report on Curriculum for Teachers for the academic year 2019-20.

The categorization of rating based on average score of different parameters is as follows: Excellent (5), Very Good (4), Good (3), Fair (2), and Poor (1). The results derived in terms of percentage of students with common views, average scores and rating are presented in Table 12.


Table 12

Sl. No.	Feedback Parameters	Responses (in terms of % of students)					Avg (out of scale 5)	Rating
		1 (Poor)	2 (Fair)	3 (Good)	4 (Very Good)	5 (Excellent)		
1	Curriculum and syllabus are need based	0	0	0	40	60	4.6	Excellent
2	How do you rate the ambience of the College for effective delivery of the academic process?	0	0	0	44	56	4.56	Excellent
3	Sufficient reference material/books are available in the library for the topics mentioned in the syllabus	0	0	0	20	80	4.8	Excellent
4	How do you rate the college activities that help your students in getting jobs and placements?	0	0	0	60	40	4.4	Excellent
5	The course content is updated and sufficient to bridge the gap between industry standards/current global scenario and academics.	0	0	0	56	44	4.44	Excellent
6	I am able to achieve the minimum required course outcome attainment level for my class.	0	0	0	8	92	4.92	Excellent
7	I have the freedom to propose/modify/suggest /incorporate new topics in the syllabus through proper forum.	0	0	0	12	88	4.88	Excellent

Note:* Average score>4: Excellent; 4>=average score>3: Very Good; 3>=average score>2: Good

Table 13: Action Taken based on Table 12

Sl. No.	Feedback Parameters	Action Taken
1	Curriculum and syllabus are need based	Based on the Teachers feedback it is found that in all aspects Teachers have given on an average an 'Excellent' rating. In all the seven


 Coordinator, IQAC
 Narula Institute of Technology
 81, Nilgunj Road, Agarpara
 Kolkata- 700109


 Principal
NARULA INSTITUTE OF TECHNOLOGY
 81, Nilgunj Road, Agarpara, Kol-100

2	How do you rate the ambience of the College for effective delivery of the academic process?	parameters the average score is more than 4 out of a scale of 5. Hence no specific actions are required.
3	Sufficient reference material/books are available in the library for the topics mentioned in the syllabus	
4	How do you rate the college activities that help your students in getting jobs and placements?	
5	The course content is updated and sufficient to bridge the gap between industry standards/current global scenario and academics.	
6	I am able to achieve the minimum required course outcome attainment level for my class.	
7	I have the freedom to propose/modify/suggest /incorporate new topics in the syllabus through proper forum.	

Stakeholder 3: Alumnae

The following summarized result has been generated from the Feedback Analysis report on Curriculum for Alumnae for the academic year 2019-20.

The categorization of rating based on average score of different parameters is as follows: Excellent (5), Very Good (4), Good (3), Fair (2), and Poor (1). The results derived in terms of percentage of students with common views, average scores and rating are presented in Table 14 and Table 15.

Table 14

Sl. No.	Feedback Parameters	Responses (in terms of % of students)	
		Yes	No
1	Is it needed to add any content on curriculum?	34.28	65.7
2	If yes specify the content.	Machine Learning	16.66
		Python	58.33
		Machine Learning, Python	25
3	Is it needed to delete any content on curriculum?	0	100
4	If yes specify the content.	NA	

Table 15

Sl. No.	Feedback Parameters	Responses (in terms of % of students)					Avg (out of scale 5)	Rating
		1 (Poor)	2 (Fair)	3 (Good)	4 (Very Good)	5 (Excellent)		
1	The curriculum and syllabus content were appropriate for my placement / higher education/ development	0	0	0	14.29	85.7	4.86	Excellent
2	The Institute/Faculty helped me in placement/higher education	0	0	0	8.57	91.43	4.9	Excellent

Note: * Average score >4: Excellent; 4=>average score >3: Very Good; 3=>average score >2: Good

Table 16: Action Taken based on Table 14 and Table 15

Sl. No.	Feedback Parameters	Action Taken
1	Is it needed to add any content on curriculum?	It is found that more than 30% students want to add new content in the existing curriculum. This percentage cannot be ignored. Thus it is noted that Machine Learning and Python will be considered as an inclusion to the upcoming regulation.
2	If yes specify the content.	
3	Is it needed to delete any content on curriculum?	100% students do not want to delete any course. Hence no action required.
4	If yes specify the content.	

Coordinator, IQAC
Narula Institute of Technology
81, Nilgunj Road, Agarpara
Kolkata - 700109



Principal

NARULA INSTITUTE OF TECHNOLOGY
81, Nilgunj Road, Agarpara, Kol-10^e

5	The curriculum and syllabus content were appropriate for my placement / higher education/ development	85% students give us a rating of 5. As a whole, the department scored 4.86 out of a scale of 5, which is 'Excellent'. Hence no action required.
6	The Institute/Faculty helped me in placement/higher education	More than 90% students agrees this statement. Thus the strong bonding of the Teacher-Student relationship is reflected and no action required.

The overall feedback report on Curriculum for the department of ECE is positive.



Coordinator, IQAC
Narula Institute of Technology
81, Nilgunj Road, Agarpara
Kolkata- 700109



Principal
NARULA INSTITUTE OF TECHNOLOGY
81, Nilgunj Road, Agarpara, Kol-109

3. Action Taken Report: Department of IT

Stakeholder 1: Student

The following summarized result has been generated from the Feedback Analysis report on Curriculum on Students for the academic year 2019-20.

The categorization of rating based on average score of different parameters is as follows: Excellent (5), Very Good (4), Good (3), Fair (2), and Poor (1). The results derived in terms of percentage of students with common views, average scores and rating are presented in *Table 17* and *Table 18*.

Table 17

Sl. No.	Feedback Parameters	Responses (in terms of % of students)	
		Yes	No
1	Is it needed to add any content on curriculum?	0	100
2	If yes specify the content.	NA	
3	Is it needed to delete any content on curriculum?	0	100
4	If yes specify the content.	NA	

Table 18

Sl. No.	Feedback Parameters	Responses (in terms of % of students)					Avg	Rating
		1 (Poor)	2 (Fair)	3 (Good)	4 (Very Good)	5 (Excellent)		
5	Do you think this curriculum satisfy industry requirement?	0	0	0	17.1	82.8	4.8	Excellent
6	This curriculum is compatible with the latest technology?	0	0	0	51.43	48.57	4.48	Excellent
7	Are all the courses contribute to the knowledge and skill development?	0	0	0	45.7	54.3	4.54	Excellent
8	Percentage of the courses challenging and interesting	0	0	5.71	28.57	65.71	4.6	Excellent
9	Overall rating of the existing curriculum	0	0	0	2.86	97.14	4.97	Excellent

Note: * Average score > 4: Excellent; 4 > = average score > 3: Very Good; 3 > = average score > 2: Good

Table 19: Action Taken based on Table 17 and Table 18

Sl. No.	Feedback Parameters	Action Taken
1	Is it needed to add any content on curriculum?	100% students do not want to delete any course. Hence no action required.
2	If yes specify the content.	
3	Is it needed to delete any content on curriculum?	100% students do not want to delete any course. Hence no action required.
4	If yes specify the content.	
5	Do you think this curriculum satisfy industry requirement?	More than 80% students give us a rating of 'Excellent'. Therefore no actions are required.
6	This curriculum is compatible with the latest technology?	In this category also we have scored 'Excellent'. Hence no further action required.
7	Are all the courses contribute to the knowledge and skill development?	Almost 45% students have rated 'Very Good' and 54% students have given 'Excellent' rating. On an average the score has become 4.54 out of a scale of 5, which is 'Excellent'. As a result, no further action required.
8	Percentage of the courses challenging and interesting	Around 5% students give 'Good' rating against this parameter. But rest of the students' rate this as 'Very Good' or 'Excellent'. As a result, the

		score is 4.6 out of a scale of 5, which is 'Excellent'. Thus no action required.
9	Overall rating of the existing curriculum	Almost 97% students have given 'Excellent' rating in this field.

Stakeholder 2: Teacher

The following summarized result has been generated from the Feedback Analysis report on Curriculum for Teachers for the academic year 2019-20.

The categorization of rating based on average score of different parameters is as follows: Excellent (5), Very Good (4), Good (3), Fair (2), and Poor (1). The results derived in terms of percentage of students with common views, average scores and rating are presented in Table 20.


Table 20


Sl. No.	Feedback Parameters	Responses (in terms of % of students)					Avg (out of scale 5)	Rating
		1 (Poor)	2 (Fair)	3 (Good)	4 (Very Good)	5 (Excellent)		
1	Curriculum and syllabus are need based	0	0	0	0	100	5	Excellent
2	How do you rate the ambience of the College for effective delivery of the academic process?	0	0	0	33.3	66.6	4.67	Excellent
3	Sufficient reference material/books are available in the library for the topics mentioned in the syllabus	0	0	0	0	100	5	Excellent
4	How do you rate the college activities that help your students in getting jobs and placements?	0	0	0	0	100	5	Excellent
5	The course content is updated and sufficient to bridge the gap between industry standards/current global scenario and academics.	0	0	0	8.33	91.67	4.92	Excellent
6	I am able to achieve the minimum required course outcome attainment level for my class.	0	0	0	0	100	5	Excellent
7	I have the freedom to propose/modify/suggest /incorporate new topics in the syllabus through proper forum.	0	0	0	0	100	5	Excellent

Note: * Average score > 4: Excellent; 4 >= average score > 3: Very Good; 3 >= average score > 2: Good

Table 21: Action Taken based on Table 20

Sl. No.	Feedback Parameters	Action Taken
1	Curriculum and syllabus are need based	Based on the Teachers feedback it is found that in all aspects Teachers have given on an average an 'Excellent' rating. Among the seven parameters, 'Curriculum and syllabus are need based', 'Sufficient reference material/books are available in the library for the topics mentioned in the syllabus', 'college activities that help your students in getting jobs and placements', 'I am able to achieve the minimum required course outcome attainment level for my class', and 'I have the freedom to propose/modify/suggest /incorporate new topics in the syllabus through proper forum', 100% teachers have given a rating of 5 out of 5 scale.
2	How do you rate the ambience of the College for effective delivery of the academic process?	
3	Sufficient reference material/books are available in the library for the topics mentioned in the syllabus	
4	How do you rate the college activities that help your students in getting jobs and placements?	
5	The course content is updated and sufficient to bridge the gap between industry standards/current global scenario and academics.	
6	I am able to achieve the minimum required course outcome attainment level for my class.	


 Coordinator, IQAC
 Narula Institute of Technology
 81, Nilgunj Road, Agarpara
 Kolkata- 700109


 Principal
NARULA INSTITUTE OF TECHNOLOGY
 81, Nilgunj Road, Agarpara, Kol-109

7	I have the freedom to propose/modify/suggest /incorporate new topics in the syllabus through proper forum.	This shows the teachers' faith and satisfaction about the Institute. Indeed it is encouraging and hence no action required.
---	--	---

Stakeholder 3: Alumnae

The following summarized result has been generated from the Feedback Analysis report on Curriculum for Alumnae for the academic year 2019-20.

The categorization of rating based on average score of different parameters is as follows: Excellent (5), Very Good (4), Good (3), Fair (2), and Poor (1). The results derived in terms of percentage of students with common views, average scores and rating are presented in **Table 22** and **Table 23**.

Table 22

Sl. No.	Feedback Parameters	Responses (in terms of % of students)	
		Yes	No
1	Is it needed to add any content on curriculum?	0	100
2	If yes specify the content.	NA	
3	Is it needed to delete any content on curriculum?	0	100
4	If yes specify the content.	NA	

Table 23

Sl. No.	Feedback Parameters	Responses (in terms of % of students)					Avg (out of scale 5)	Rating
		1 (Poor)	2 (Fair)	3 (Good)	4 (Very Good)	5 (Excellent)		
1	The curriculum and syllabus content were appropriate for my placement / higher education/ development	0	0	0	12.9	87.1	4.87	Excellent
2	The Institute/Faculty helped me in placement/higher education	0	0	0	35.5	64.52	4.65	Excellent

Note: * Average score >4: Excellent; 4 >= average score >3: Very Good; 3 >= average score >2: Good

Table 24: Action Taken based on Table 22 and Table 23

Sl. No.	Feedback Parameters	Action Taken
1	Is it needed to add any content on curriculum?	100% students do not want to delete any course. Hence no action required.
2	If yes specify the content.	
3	Is it needed to delete any content on curriculum?	100% students do not want to delete any course. Hence no action required.
4	If yes specify the content.	
5	The curriculum and syllabus content were appropriate for my placement / higher education/ development	More than 85% students give us a rating of 5. As a whole, the department scored 4.87 out of a scale of 5, which is 'Excellent'. Hence no action required.
6	The Institute/Faculty helped me in placement/higher education	All the alumnae either provided 'very good' or 'excellent' faith on the Institute/Faculty for helping them in placement/higher education. As a whole the department scored 4.65 out of a scale of 5. Thus, no actions required.


 Coordinator, IQAC
 Narula Institute of Technology
 81, Nilgunj Road, Agarpara
 Kolkata- 700109


 Principal
NARULA INSTITUTE OF TECHNOLOGY
 81, Nilgunj Road, Agarpara, Kol-109

4. Action Taken Report: Department of CE(B.Tech)

Stakeholder 1: Student

The following summarized result has been generated from the Feedback Analysis report on Curriculum on Students for the academic year 2019-20.

The categorization of rating based on average score of different parameters is as follows: Excellent (5), Very Good (4), Good (3), Fair (2), and Poor (1). The results derived in terms of percentage of students with common views, average scores and rating are presented in *Table 25* and *Table 26*.

Table 25

Sl. No.	Feedback Parameters	Responses (in terms of % of students)	
		Yes	No
1	Is it needed to add any content on curriculum?	7	93
2	If yes specify the content.	Advance Programming	71.4
		Advance Software	28.6
3	Is it needed to delete any content on curriculum?	0	100
4	If yes specify the content.	NA	


Table 26


Sl. No.	Feedback Parameters	Responses (in terms of % of students)					Avg	Rating
		1 (Poor)	2 (Fair)	3 (Good)	4 (Very Good)	5 (Excellent)		
5	Do you think this curriculum satisfy industry requirement?	0	0	0	30.66	69.33	4.7	Excellent
6	This curriculum is compatible with the latest technology?	0	0	0	40	60	4.6	Excellent
7	Are all the courses contribute to the knowledge and skill development?	0	0	0	2.67	97.33	4.9	Excellent
8	Percentage of the courses challenging and interesting	0	0	0	4	96	4.96	Excellent
9	Curriculum and Syllabus are need based	0	0	0	42.67	57.33	4.6	Excellent
10	Overall rating of the existing curriculum	0	0	0	18.67	81.33	4.8	Excellent

Note: * Average score > 4: Excellent; 4 >= average score > 3: Very Good; 3 >= average score > 2: Good

Table 27: Action Taken based on Table 25 and Table 26

Sl. No.	Feedback Parameters	Action Taken
1	Is it needed to add any content on curriculum?	It is found that around 7% students want to add new content in the existing curriculum. Whereas, more than 90% students do not want to add. Hence no actions required.
2	If yes specify the content.	
3	Is it needed to delete any content on curriculum?	100% students do not want to delete any course. Hence no action required.
4	If yes specify the content.	


Coordinator, IQAC
Narula Institute of Technology
81, Nilgunj Road, Agarpara
Kolkata- 700109


Principal
NARULA INSTITUTE OF TECHNOLOGY
81, Nilgunj Road, Agarpara, Kol-109

5	Do you think this curriculum satisfy industry requirement?	In all these parameters the students of CE have given more than 4.5 out of a scale of 5, which is 'Excellent'. This shows the immense confidence of the students on the various curriculum aspects. Therefore, no further actions are required.
6	This curriculum is compatible with the latest technology?	
7	Are all the courses contribute to the knowledge and skill development?	
8	Percentage of the courses challenging and interesting	
9	Curriculum and Syllabus are need based	
10	Overall rating of the existing curriculum	

Stakeholder 2: Teacher

The following summarized result has been generated from the Feedback Analysis report on Curriculum for Teachers for the academic year 2019-20.

The categorization of rating based on average score of different parameters is as follows: Excellent (5), Very Good (4), Good (3), Fair (2), and Poor (1). The results derived in terms of percentage of students with common views, average scores and rating are presented in Table 28.


Table 28

Sl. No.	Feedback Parameters	Responses (in terms of % of students)					Avg (out of scale 5)	Rating
		1 (Poor)	2 (Fair)	3 (Good)	4 (Very Good)	5 (Excellent)		
1	Curriculum and syllabus are need based	0	0	0	0	100	5	Excellent
2	How do you rate the ambience of the College for effective delivery of the academic process?	0	0	0	40	60	4.6	Excellent
3	Sufficient reference material/books are available in the library for the topics mentioned in the syllabus	0	0	0	40	60	4.6	Excellent
4	How do you rate the college activities that help your students in getting jobs and placements?	0	0	0	0	100	4	Excellent
5	The course content is updated and sufficient to bridge the gap between industry standards/current global scenario and academics.	0	0	0	20	80	4.8	Excellent
6	I am able to achieve the minimum required course outcome attainment level for my class.	0	0	0	0	100	5	Excellent
7	I have the freedom to propose/modify/suggest /incorporate new topics in the syllabus through proper forum.	0	0	0	0	100	5	Excellent

Note: * Average score >4: Excellent; 4=>average score >3: Very Good; 3=>average score >2: Good

Table 29: Action Taken based on Table 28

Sl. No.	Feedback Parameters	Action Taken
1	Curriculum and syllabus are need based	Based on the Teachers feedback it is found that in all aspects Teachers have given on an average an 'Excellent' rating. In all the seven parameters the average score is more than 4 out of a scale of 5. Hence no specific actions are required.
2	How do you rate the ambience of the College for effective delivery of the academic process?	
3	Sufficient reference material/books are available in the library for the topics mentioned in the syllabus	


Coordinator, IQAC
Narula Institute of Technology
81, Nilgunj Road, Agarpara
Kolkata- 700109


Principal
NARULA INSTITUTE OF TECHNOLOGY
81, Nilgunj Road, Agarpara, Kol-109

4	How do you rate the college activities that help your students in getting jobs and placements?	
5	The course content is updated and sufficient to bridge the gap between industry standards/current global scenario and academics.	
6	I am able to achieve the minimum required course outcome attainment level for my class.	
7	I have the freedom to propose/modify/suggest /incorporate new topics in the syllabus through proper forum.	

Stakeholder 3: Alumnae

The following summarized result has been generated from the Feedback Analysis report on Curriculum for Alumnae for the academic year 2019-20.

The categorization of rating based on average score of different parameters is as follows: Excellent (5), Very Good (4), Good (3), Fair (2), and Poor (1). The results derived in terms of percentage of students with common views, average scores and rating are presented in Table 30 and Table 31.

Table 30

Sl. No.	Feedback Parameters	Responses (in terms of % of students)	
		Yes	No
1	Is it needed to add any content on curriculum?	20	80
2	If yes specify the content.	Advance Programming	60
		Advance Software	40
3	Is it needed to delete any content on curriculum?	0	100
4	If yes specify the content.	NA	

Table 31


Sl. No.	Feedback Parameters	Responses (in terms of % of students)					Avg (out of scale 5)	Rating
		1 (Poor)	2 (Fair)	3 (Good)	4 (Very Good)	5 (Excellent)		
1	The curriculum and syllabus content were appropriate for my placement / higher education/ development	0	0	0	0	100	4.8	Excellent
2	The Institute/Faculty helped me in placement/higher education	0	0	0	20	80	4.5	Excellent

Note: * Average score >4: Excellent; 4 >= average score >3: Very Good; 3 >= average score >2: Good

Table 32: Action Taken based on Table 30 and Table 31

Sl. No.	Feedback Parameters	Action Taken
1	Is it needed to add any content on curriculum?	It is found that 20% students want to add new content in the existing curriculum. Advance Programming and Advance Software can be considered as an inclusion to the upcoming regulation.
2	If yes specify the content.	
3	Is it needed to delete any content on curriculum?	100% students do not want to delete any course. Hence no action required.
4	If yes specify the content.	
5	The curriculum and syllabus content were appropriate for my placement / higher education/ development	Almost all Alumnae rated with more than 4.5 out of 5 scale. This figure shows immense pleasure of our ex-students towards the curriculum structure of the department.
6	The Institute/Faculty helped me in placement/higher education	

The overall feedback report on Curriculum for the department of CE is positive.


 Coordinator, IQAC
 Narula Institute of Technology
 81, Nilgunj Road, Agarpara
 Kolkata- 700109


 Principal
NARULA INSTITUTE OF TECHNOLOGY
 81, Nilgunj Road, Agarpara, Kol-109

5. Action Taken Report: Department of EE(B.Tech)

Stakeholder 1: Student

The following summarized result has been generated from the Feedback Analysis report on Curriculum on Students for the academic year 2019-20.

The categorization of rating based on average score of different parameters is as follows: Excellent (5), Very Good (4), Good (3), Fair (2), and Poor (1). The results derived in terms of percentage of students with common views, average scores and rating are presented in *Table 33* and *Table 34*.

Table 33

Sl. No.	Feedback Parameters	Responses (in terms of % of students)	
		Yes	No
1	Is it needed to add any content on curriculum?	28.2	71.8
2	If yes specify the content.	Robotics	14.1
		Python Programing	14.1
		None	71.8
3	Is it needed to delete any content on curriculum?	0	100
4	If yes specify the content.	NA	


Table 34

Sl. No.	Feedback Parameters	Responses (in terms of % of students)					Avg	Rating
		1 (Poor)	2 (Fair)	3 (Good)	4 (Very Good)	5 (Excellent)		
5	Do you think this curriculum satisfy industry requirement?	0	0	0	12.7	87.3	4.8	Excellent
6	This curriculum is compatible with the latest technology?	0	0	0	15.5	84.5	4.8	Excellent
7	Are all the courses contribute to the knowledge and skill development?	0	0	0	8.5	91.5	4.9	Excellent
8	Percentage of the courses challenging and interesting	0	0	1.4	7.04	91.5	4.9	Excellent
9	Curriculum and Syllabus are need based	0	0	0	4.2	95.8	4.9	Excellent
10	Overall rating of the existing curriculum	0	0	0	9.9	90.1	4.9	Excellent

Note: * Average score > 4: Excellent; 4 >= average score > 3: Very Good; 3 >= average score > 2: Good

Table 35: Action Taken based on Table 33 and Table 34

Sl. No.	Feedback Parameters	Action Taken
1	Is it needed to add any content on curriculum?	28.2% students want to add Robotics and Python in their curriculum. Indeed these are emerging topics. Hence it is suggested to add some of them in the upcoming regulations.
2	If yes specify the content.	
3	Is it needed to delete any content on curriculum?	100% students do not want to delete any subjects. Hence no actions are required.
4	If yes specify the content.	


Coordinator, IQAC
Narula Institute of Technology
81, Nilgunj Road, Agarpara
Kolkata


Principal
NARULA INSTITUTE OF TECHNOLOGY
81, Nilgunj Road, Agarpara, Kol-109

5	Do you think this curriculum satisfy industry requirement?	In all these parameters the students of EE have given more than 4.7 out of a scale of 5, which is 'Excellent'. This shows the immense confidence of the students on the various curriculum aspects. Therefore, no further actions are required.
6	This curriculum is compatible with the latest technology?	
7	Are all the courses contribute to the knowledge and skill development?	
8	Percentage of the courses challenging and interesting	
9	Curriculum and Syllabus are need based	
10	Overall rating of the existing curriculum	

Stakeholder 2: Teacher

The following summarized result has been generated from the Feedback Analysis report on Curriculum for Teachers for the academic year 2019-20.

The categorization of rating based on average score of different parameters is as follows: Excellent (5), Very Good (4), Good (3), Fair (2), and Poor (1). The results derived in terms of percentage of students with common views, average scores and rating are presented in Table 36.

Table 36

Sl. No.	Feedback Parameters	Responses (in terms of % of students)					Avg (out of scale 5)	Rating
		1 (Poor)	2 (Fair)	3 (Good)	4 (Very Good)	5 (Excellent)		
1	Curriculum and syllabus are need based	0	0	13.3	20	66.7	4.5	Excellent
2	How do you rate the ambience of the College for effective delivery of the academic process?	0	0	6.7	20	73.3	4.6	Excellent
3	Sufficient reference material/books are available in the library for the topics mentioned in the syllabus	0	0	6.7	40	53.3	4.5	Excellent
4	How do you rate the college activities that help your students in getting jobs and placements?	0	0	0	13.3	86.7	4.8	Excellent
5	The course content is updated and sufficient to bridge the gap between industry standards/current global scenario and academics.	0	0	0	33.3	66.7	4.6	Excellent
6	I am able to achieve the minimum required course outcome attainment level for my class.	0	0	6.7	26.7	66.7	4.6	Excellent
7	I have the freedom to propose/modify/suggest /incorporate new topics in the syllabus through proper forum.	0	0	0	0	100	5	Excellent

Note: * Average score >4: Excellent; 4=>average score >3: Very Good; 3=>average score >2: Good

Table 37: Action Taken based on Table 36

Sl. No.	Feedback Parameters	Action Taken
1	Curriculum and syllabus are need based	In all the mentioned criteria, Teachers' have given on and above 4.5 out of 5 scale. This average score indicates an 'Excellent' faith of the teachers over the existing curriculum. Hence no action is required.
2	How do you rate the ambience of the College for effective delivery of the academic process?	
3	Sufficient reference material/books are available in the library for the topics mentioned in the syllabus	
4	How do you rate the college activities that help your students in getting jobs and placements?	
5	The course content is updated and sufficient to bridge the gap between industry standards/current global scenario and academics.	

Coordinator, IQAC
Narula Institute of Technology
81, Nilgunj Road, Agarpara
Kolkata - 700109

Principal
NARULA INSTITUTE OF TECHNOLOGY
81, Nilgunj Road, Agarpara, Kol-109

6	I am able to achieve the minimum required course outcome attainment level for my class.	
7	I have the freedom to propose/modify/suggest /incorporate new topics in the syllabus through proper forum.	

Stakeholder 3: Alumnae

The following summarized result has been generated from the Feedback Analysis report on Curriculum for Alumnae for the academic year 2019-20.

The categorization of rating based on average score of different parameters is as follows: Excellent (5), Very Good (4), Good (3), Fair (2), and Poor (1). The results derived in terms of percentage of students with common views, average scores and rating are presented in Table 38 and Table 39.

Table 38

Sl. No.	Feedback Parameters	Responses (in terms of % of students)	
		Yes	No
1	Is it needed to add any content on curriculum?	13.3	86.7
2	If yes specify the content.	Python Programing	53.8
		Robotics	23.1
		Distributed Communication System	23.1
3	Is it needed to delete any content on curriculum?	0	100
4	If yes specify the content.	NA	

Table 39


Sl. No.	Feedback Parameters	Responses (in terms of % of students)					Avg (out of scale 5)	Rating
		1 (Poor)	2 (Fair)	3 (Good)	4 (Very Good)	5 (Excellent)		
5	The curriculum and syllabus content were appropriate for my placement / higher education/ development	0	0	0	6.7	93.3	4.9	Excellent
6	The Institute/Faculty helped me in placement/higher education	0	0	0	13.3	86.7	4.8	Excellent

Note: * Average score >4: Excellent; 4 >= average score >3: Very Good; 3 >= average score >2: Good

Table 40: Action Taken based on Table 38 and Table 39

Sl. No.	Feedback Parameters	Action Taken
1	Is it needed to add any content on curriculum?	Around 13% alumnae wants to include Python, Robotics etc. in their curriculum. As already we are in the implementation process of R-21 curriculum, these subjects can be planned for the inclusion over there. However, it should be checked, if some of the subjects have been included already in R-18 curriculum or not. As these students have followed R-16 curriculum.
2	If yes specify the content.	
3	Is it needed to delete any content on curriculum?	100% alumnae do not want to delete any content. Hence no action is required.
4	If yes specify the content.	
5	The curriculum and syllabus content were appropriate for my placement / higher education/ development	More than 90% alumnae supports this. Hence no action is required.
6	The Institute/Faculty helped me in placement/higher education	More than 85% alumnae supports this. Hence no action is required.

The overall feedback report on Curriculum for the department of EE is positive.


 Coordinator, IQAC
 Narula Institute of Technology
 81, Nilgunj Road, Agarpara
 Kolkata - 700029


 Principal
NARULA INSTITUTE OF TECHNOLOGY
 81, Nilgunj Road, Agarpara, Kol-109

6. Action Taken Report: Department of EIE

Stakeholder 1: Student

The following summarized result has been generated from the Feedback Analysis report on Curriculum on Students for the academic year 2019-20.

The categorization of rating based on average score of different parameters is as follows: Excellent (5), Very Good (4), Good (3), Fair (2), and Poor (1). The results derived in terms of percentage of students with common views, average scores and rating are presented in *Table 41* and *Table 42*.

Table 41

Sl. No.	Feedback Parameters	Responses (in terms of % of students)	
		Yes	No
1	Is it needed to add any content on curriculum?	30	70
2	If yes specify the content.	Mechatronics	34
		Power Plant Instrumentation	33
		Quantum Computing	33
3	Is it needed to delete any content on curriculum?	0	100
4	If yes specify the content.	NA	

Table 42

Sl. No.	Feedback Parameters	Responses (in terms of % of students)					Avg	Rating
		1 (Poor)	2 (Fair)	3 (Good)	4 (Very Good)	5 (Excellent)		
5	Do you think this curriculum satisfy industry requirement?	0	0	0	10	90	4.9	Excellent
6	This curriculum is compatible with the latest technology?	0	0	0	30	70	4.7	Excellent
7	Are all the courses contribute to the knowledge and skill development?	0	0	0	40	60	4.6	Excellent
8	Percentage of the courses challenging and interesting	0	0	0	30	70	4.7	Excellent
9	Curriculum and Syllabus are need based	0	0	0	30	70	4.7	Excellent
10	Overall rating of the existing curriculum	0	0	20	40	40	4.2	Excellent

Note: * Average score > 4: Excellent; 4 >= average score > 3: Very Good; 3 >= average score > 2: Good

Table 43: Action Taken based on Table 41 and Table 42

Sl. No.	Feedback Parameters	Action Taken
1	Is it needed to add any content on curriculum?	30% students want to add Mechatronics, Quantum Computing etc. in their curriculum. Indeed these are emerging topics. Hence it is suggested to add some of them in the upcoming regulations, if it has not been added in R-18.
2	If yes specify the content.	
3	Is it needed to delete any content on curriculum?	100% students do not want to delete any subjects. Hence no actions are required.
4	If yes specify the content.	

Coordinator, IQAC
Narula Institute of Technology
81, Nilgunj Road, Agarpara
Kolkata - 700109

Principal
NARULA INSTITUTE OF TECHNOLOGY
81, Nilgunj Road, Agarpara, Kol-109

5	Do you think this curriculum satisfy industry requirement?	In all these parameters the students of EIE have given more than 4 out of a scale of 5, which is 'Excellent'. This shows the immense confidence of the students on the various curriculum aspects. Therefore, no further actions are required.
6	This curriculum is compatible with the latest technology?	
7	Are all the courses contribute to the knowledge and skill development?	
8	Percentage of the courses challenging and interesting	
9	Curriculum and Syllabus are need based	
10	Overall rating of the existing curriculum	

Stakeholder 2: Teacher EIE

The following summarized result has been generated from the Feedback Analysis report on Curriculum for Teachers for the academic year 2019-20.

The categorization of rating based on average score of different parameters is as follows: Excellent (5), Very Good (4), Good (3), Fair (2), and Poor (1). The results derived in terms of percentage of students with common views, average scores and rating are presented in Table 44.

Table 44

Sl. No.	Feedback Parameters	Responses (in terms of % of students)					Avg (out of scale 5)	Rating
		1 (Poor)	2 (Fair)	3 (Good)	4 (Very Good)	5 (Excellent)		
1	Curriculum and syllabus are need based	0	0	0	40	60	4.6	Excellent
2	How do you rate the ambience of the College for effective delivery of the academic process?	0	0	0	40	60	4.6	Excellent
3	Sufficient reference material/books are available in the library for the topics mentioned in the syllabus	0	0	20	40	40	4.2	Excellent
4	How do you rate the college activities that help your students in getting jobs and placements?	0	0	0	80	20	4.8	Excellent
5	The course content is updated and sufficient to bridge the gap between industry standards/current global scenario and academics.	0	0	0	80	20	4.2	Excellent
6	I am able to achieve the minimum required course outcome attainment level for my class.	0	0	0	40	60	4.6	Excellent
7	I have the freedom to propose/modify/suggest /incorporate new topics in the syllabus through proper forum.	0	0	0	0	100	5	Excellent

Note: * Average score > 4: Excellent; 4 >= average score > 3: Very Good; 3 >= average score > 2: Good

Table 45: Action Taken based on Table 44

Sl. No.	Feedback Parameters	Action Taken
1	Curriculum and syllabus are need based	In all the criteria the Teachers of EIE department have given a score of 'Excellent'. This shows their immense faith over the existing curriculum and the initiatives taken by the Institute to flourish students in their placement activities.
2	How do you rate the ambience of the College for effective delivery of the academic process?	
3	Sufficient reference material/books are available in the library for the topics mentioned in the syllabus	
4	How do you rate the college activities that help your students in getting jobs and placements?	
5	The course content is updated and sufficient to bridge the gap between industry standards/current global scenario and academics.	

Coordinator, IQAC
Narula Institute of Technology
81, Nilgunj Road, Agarpara
Kolkata - 700109

Principal
NARULA INSTITUTE OF TECHNOLOGY
81, Nilgunj Road, Agarpara, Kol-109

6	I am able to achieve the minimum required course outcome attainment level for my class.	
7	I have the freedom to propose/modify/suggest /incorporate new topics in the syllabus through proper forum.	

Stakeholder 3: Alumnae EIE

The following summarized result has been generated from the Feedback Analysis report on Curriculum for Alumnae for the academic year 2019-20.

The categorization of rating based on average score of different parameters is as follows: Excellent (5), Very Good (4), Good (3), Fair (2), and Poor (1). The results derived in terms of percentage of students with common views, average scores and rating are presented in Table 46 and Table 47.

Table 46

Sl. No.	Feedback Parameters	Responses (in terms of % of students)	
		Yes	No
1	Is it needed to add any content on curriculum?	60	40
2	If yes specify the content.	Mechatronics	33
		Quantum Computing	67
3	Is it needed to delete any content on curriculum?	0	100
4	If yes specify the content.	NA	

Table 47


Sl. No.	Feedback Parameters	Responses (in terms of % of students)					Avg (out of scale 5)	Rating
		1 (Poor)	2 (Fair)	3 (Good)	4 (Very Good)	5 (Excellent)		
1	The curriculum and syllabus content were appropriate for my placement / higher education/ development	0	0	10	50	40	4.3	Excellent
2	The Institute/Faculty helped me in placement/higher education	0	0	0	60	40	4.4	Excellent

Note: * Average score >4: Excellent; 4 >= average score >3: Very Good; 3 >= average score >2: Good

Table 48: Action Taken based on Table 46 and Table 47

Sl. No.	Feedback Parameters	Action Taken
1	Is it needed to add any content on curriculum?	It is found that more than 60% alumnae want to add new content in the existing curriculum. This percentage cannot be ignored. Thus it is noted that Mechatronics and Quantum Computing will be considered as an inclusion to the upcoming regulation.
2	If yes specify the content.	
3	Is it needed to delete any content on curriculum?	100% students do not want to delete any course. Hence no action required.
4	If yes specify the content.	
5	The curriculum and syllabus content were appropriate for my placement / higher education/ development	The department scored 4.3 out of a scale of 5, which is 'Excellent'. Hence no action required.
6	The Institute/Faculty helped me in placement/higher education	The average score 4.4 out of a scale of 5 shows the strong bonding of the Teacher-Student relationship of the department.

The overall feedback report on Curriculum for the department of EIE is positive.


 Coordinator, IQAC
 Narula Institute of Technology
 81, Nilgunj Road, Agarpara
 Kolkata


 Principal
NARULA INSTITUTE OF TECHNOLOGY
 81, Nilgunj Road, Agarpara, Kol-109

7. Action Taken Report: Department of ME

Stakeholder 1: Student

The following summarized result has been generated from the Feedback Analysis report on Curriculum on Students for the academic year 2019-20.

The categorization of rating based on average score of different parameters is as follows: Excellent (5), Very Good (4), Good (3), Fair (2), and Poor (1). The results derived in terms of percentage of students with common views, average scores and rating are presented in *Table 49* and *Table 50*.

Table 49

Sl. No.	Feedback Parameters	Responses (in terms of % of students)	
		Yes	No
1	Is it needed to add any content on curriculum?	17	83
2	If yes specify the content.	Theory of Vibration	17
		3D Simulation in ABAQUS	17
		Kinematics of robotic manipulator	33
		3D Printing	16
3	Is it needed to delete any content on curriculum?	0	100
4	If yes specify the content.	NA	

Table 50

Sl. No.	Feedback Parameters	Responses (in terms of % of students)					Avg	Rating
		1 (Poor)	2 (Fair)	3 (Good)	4 (Very Good)	5 (Excellent)		
5	Do you think this curriculum satisfy industry requirement?	0	0	18.37	75.51	6.12	3.88	Very Good
6	This curriculum is compatible with the latest technology?	0	0	14.29	79.59	6.12	3.92	Very Good
7	Are all the courses contribute to the knowledge and skill development?	0	0	20.4	71.42	8.16	3.88	Very Good
8	Percentage of the courses challenging and interesting	0	79.6	8.16	8.16	4.08	2.37	Good
9	Curriculum and Syllabus are need based	0	4.08	79.6	8.16	8.16	3.2	Very Good
10	Overall rating of the existing curriculum	0	12.24	67.35	8.16	12.25	3.2	Very Good

Note: * Average score >4: Excellent; 4 >= average score >3: Very Good; 3 >= average score >2: Good

Table 51: Action Taken based on Table 49 and Table 50

Sl. No.	Feedback Parameters	Action Taken
1	Is it needed to add any content on curriculum?	It is found that around 17% students want to add new content in the existing curriculum. Whereas, rest of the students do not want to add. Hence no actions required.
2	If yes specify the content.	But it may be noted that most of these students are following R-16 curriculum. The recommended subjects by few students have been included already in the subsequent regulations. Which has not been done yet, may be planned for inclusion in R-21 regulations.

3	Is it needed to delete any content on curriculum?	100% students do not want to delete any course. Hence no action required. In all these parameters the students of ME have given more than 3 out of a scale of 5, which is 'Very Good'. In one parameter the department scored 'Good'. But in none of the aspect, the score has been reached to 'Excellent'. Hence, formation of syllabus is required. It may be also noted that, as most of these students are following R-16 curriculum, the said subjects for inclusion are not existed in their curriculum. But, some of them have been already included in R-18 curriculum. If not, rest of the courses can be planned to be included in the upcoming regulations.
4	If yes specify the content.	
5	Do you think this curriculum satisfy industry requirement?	
6	This curriculum is compatible with the latest technology?	
7	Are all the courses contribute to the knowledge and skill development?	
8	Percentage of the courses challenging and interesting	
9	Curriculum and Syllabus are need based	
10	Overall rating of the existing curriculum	

Stakeholder 2: Teacher

The following summarized result has been generated from the Feedback Analysis report on Curriculum for Teachers for the academic year 2019-20.

The categorization of rating based on average score of different parameters is as follows: Excellent (5), Very Good (4), Good (3), Fair (2), and Poor (1). The results derived in terms of percentage of students with common views, average scores and rating are presented in Table 52.


Table 52


Sl. No.	Feedback Parameters	Responses (in terms of % of students)					Avg (out of scale 5)	Rating
		1 (Poor)	2 (Fair)	3 (Good)	4 (Very Good)	5 (Excellent)		
1	Curriculum and syllabus are need based	0	0	40	60	0	3.6	Very Good
2	How do you rate the ambience of the College for effective delivery of the academic process?	0	0	30	60	10	3.8	Very Good
3	Sufficient reference material/books are available in the library for the topics mentioned in the syllabus	0	0	30	70	0	3.7	Very Good
4	How do you rate the college activities that help your students in getting jobs and placements?	0	0	60	40	0	3.4	Very Good
5	The course content is updated and sufficient to bridge the gap between industry standards/current global scenario and academics.	0	0	60	40	0	3.4	Very Good
6	I am able to achieve the minimum required course outcome attainment level for my class.	0	0	0	0	100	5	Excellent
7	I have the freedom to propose/modify/suggest /incorporate new topics in the syllabus through proper forum.	0	0	0	0	100	5	Excellent

Note: * Average score > 4: Excellent; 4 >= average score > 3: Very Good; 3 >= average score > 2: Good

Table 53: Action Taken based on Table 52

Sl. No.	Feedback Parameters	Action Taken
1	Curriculum and syllabus are need based	Based on the Teachers feedback it is found that almost in all aspects Teachers have given on an average a 'Very Good' rating and in the last two aspects they have given 'Excellent' rating. Taking care of their valuable suggestions, we are on the way to frame R-21 regulations.
2	How do you rate the ambience of the College for effective delivery of the academic process?	
3	Sufficient reference material/books are available in the library for the topics mentioned in the syllabus	
4	How do you rate the college activities that help your students in getting jobs and placements?	


Coordinator, IQAC
Narula Institute of Technology
81, Nilgunj Road, Agarpara
Kolkata - 700029


Principal
NARULA INSTITUTE OF TECHNOLOGY
81, Nilgunj Road, Agarpara, Kol-109

5	The course content is updated and sufficient to bridge the gap between industry standards/current global scenario and academics.	
6	I am able to achieve the minimum required course outcome attainment level for my class.	
7	I have the freedom to propose/modify/suggest /incorporate new topics in the syllabus through proper forum.	

Stakeholder 3: Alumnae

The following summarized result has been generated from the Feedback Analysis report on Curriculum for Alumnae for the academic year 2019-20. The categorization of rating based on average score of different parameters is as follows: Excellent (5), Very Good (4), Good (3), Fair (2), and Poor (1). The results derived in terms of percentage of students with common views, average scores and rating are presented in Table 54 and Table 55.

Table 54

Sl. No.	Feedback Parameters	Responses (in terms of % of students)	
		Yes	No
1	Is it needed to add any content on curriculum?	31	69
2	If yes specify the content.	Kinematics of Robotic manipulator	60
		3D Simulation in ABAQUS	40
3	Is it needed to delete any content on curriculum?	0	100
4	If yes specify the content.	NA	

Table 55

Sl. No.	Feedback Parameters	Responses (in terms of % of students)					Avg (out of scale 5)	Rating
		1 (Poor)	2 (Fair)	3 (Good)	4 (Very Good)	5 (Excellent)		
1	The curriculum and syllabus content were appropriate for my placement / higher education/ development	0	0	18.75	62.5	18.75	4	Very Good
2	The Institute/Faculty helped me in placement/higher education	0	0	25	56.25	18.75	3.94	Very Good

Note: * Average score >4: Excellent; 4 >= average score >3: Very Good; 3 >= average score >2: Good

Table 56: Action Taken based on Table 54 and Table 55

Sl. No.	Feedback Parameters	Action Taken
1	Is it needed to add any content on curriculum?	It is found that more than 30% students want to add new content in the existing curriculum. This percentage cannot be ignored. Thus it is noted that Kinematics of Robotic manipulator and 3D Simulation in ABAQUS will be considered as an inclusion to the upcoming regulation.
2	If yes specify the content.	
3	Is it needed to delete any content on curriculum?	100% students do not want to delete any course. Hence no action required.
4	If yes specify the content.	
5	The curriculum and syllabus content were appropriate for my placement / higher education/ development	More than 60% students give us a rating of 'Very Good' and around 8% students as 'Excellent'. As a whole, the department scored 4 out of a scale of 5, which is 'Very Good'. Hence there is a scope of improvement.
6	The Institute/Faculty helped me in placement/higher education	As 25% students awarded 'Good' in this domain, it is noted that mentorship activities must be taken care more effectively to strengthen the bond of the Institute and the students.

The overall feedback report on Curriculum for the department of ME leads to the modifications of some of the syllabus in R-21.


 Coordinator, IQAC
 Narula Institute of Technology
 81, Nilguni Road, Agarpara
 Kolkata - 700010


 Principal
NARULA INSTITUTE OF TECHNOLOGY
 81, Nilguni Road, Agarpara, Kol-109

8. Action Taken Report: Department of CSE(M.Tech)

Stakeholder 1: Student

The following summarized result has been generated from the Feedback Analysis report on Curriculum on Students for the academic year 2019-20.

The categorization of rating based on average score of different parameters is as follows: Excellent (5), Very Good (4), Good (3), Fair (2), and Poor (1). The results derived in terms of percentage of students with common views, average scores and rating are presented in *Table 57* and *Table 58*.

Table 57

Sl. No.	Feedback Parameters	Responses (in terms of % of students)	
		Yes	No
1	Is it needed to add any content on curriculum?	11.1	88.8
2	If yes specify the content.	Wireless Sensor Network	50
		Data Science	50
3	Is it needed to delete any content on curriculum?	0	100
4	If yes specify the content.	NA	

Table 58

Sl. No.	Feedback Parameters	Responses (in terms of % of students)					Avg	Rating
		1 (Poor)	2 (Fair)	3 (Good)	4 (Very Good)	5 (Excellent)		
5	Do you think this curriculum satisfy industry requirement?	0	0	11.11	11.11	77.78	4.66	Excellent
6	This curriculum is compatible with the latest technology?	0	0	0	33.33	66.67	4.66	Excellent
7	Are all the courses contribute to the knowledge and skill development?	0	0	0	22.22	77.78	4.78	Excellent
8	Percentage of the courses challenging and interesting	0	0	0	11.11	88.89	4.89	Excellent
9	Curriculum and Syllabus are need based	0	0	0	11.11	88.89	4.89	Excellent
10	Overall rating of the existing curriculum	0	0	0	33.33	66.67	4.67	Excellent

Note: * Average score > 4: Excellent; 4 >= average score > 3: Very Good; 3 >= average score > 2: Good

Table 59: Actions Taken based on Table 57 and Table 58

Sl. No.	Feedback Parameters	Action Taken
1	Is it needed to add any content on curriculum?	It is found that 11.1% students want to add new content in the existing curriculum. Whereas, more than 85% students do not want to add. But, while considering those 11% students, it is found that they want to add Data Science and Wireless Network as a new inclusion.
2	If yes specify the content.	It must be noted that, these students have followed R-16 curriculum and in the previous year's feedback also we have got the aforementioned subjects from different students. As a result, already those has been included in R-19 curriculum.

3	Is it needed to delete any content on curriculum?	100% students do not want to delete any course. Hence no action required.
4	If yes specify the content.	
5	Do you think this curriculum satisfy industry requirement?	More than 75% students give us a rating of 'Excellent'. But To enhance this skill further on knowledge partnership with industry, in each technical department one industry adjunct professor and one industry mentor have been given the responsibility.
6	This curriculum is compatible with the latest technology?	In this category also we have scored 'Excellent'. Hence no further action required.
7	Are all the courses contribute to the knowledge and skill development?	More than 75% students have given 'Excellent' rating. As a result, no further action is required.
8	Percentage of the courses challenging and interesting	Almost 88% students have given 'Excellent' rating. Thus scoring 4.89 out of a scale of 5. Hence, no action required.
9	Curriculum and Syllabus are need based	Here, out of 5 scale, again we have scored 4.89, which is 'Excellent'.
10	Overall rating of the existing curriculum	All students have given either 'Very Good' or 'Excellent' rating in this field. Thus scoring 4.67 out of 5 scale. Hence no further actions are required.

Stakeholder 2: Teacher


The following summarized result has been generated from the Feedback Analysis report on Curriculum for Teachers for the academic year 2019-20.

The categorization of rating based on average score of different parameters is as follows: Excellent (5), Very Good (4), Good (3), Fair (2), and Poor (1). The results derived in terms of percentage of students with common views, average scores and rating are presented in Table 60.

Table 60

Sl. No.	Feedback Parameters	Responses (in terms of % of students)					Avg (out of scale 5)	Rating
		1 (Poor)	2 (Fair)	3 (Good)	4 (Very Good)	5 (Excellent)		
1	Curriculum and syllabus are need based	0	0	0	20	80	4.8	Excellent
2	How do you rate the ambience of the College for effective delivery of the academic process?	0	0	0	0	100	5	Excellent
3	Sufficient reference material/books are available in the library for the topics mentioned in the syllabus	0	0	0	0	100	5	Excellent
4	How do you rate the college activities that help your students in getting jobs and placements?	0	0	0	6.66	93.33	4.93	Excellent
5	The course content is updated and sufficient to bridge the gap between industry standards/current global scenario and academics.	0	0	0	6.66	93.33	4.93	Excellent
6	I am able to achieve the minimum required course outcome attainment level for my class.	0	0	0	0	100	5	Excellent
7	I have the freedom to propose/modify/suggest /incorporate new topics in the syllabus through proper forum.	0	0	0	0	100	5	Excellent

Note: * Average score > 4: Excellent; 4 >= average score > 3: Very Good; 3 >= average score > 2: Good


 Coordinator, IQAC
 Narula Institute of Technology
 81, Nilgunj Road, Agarpara
 Kolkata- 700109


 Principal
NARULA INSTITUTE OF TECHNOLOGY Page 26 of 35
 81, Nilgunj Road, Agarpara, Kol-109

Table 61: Actions Taken based on Table 60

Sl. No.	Feedback Parameters	Action Taken
1	Curriculum and syllabus are need based	Based on the Teachers feedback it is found that in all aspects Teachers have given on an average an 'Excellent' rating. Among the seven parameters, 'ambience of the college for effective delivery of the academic process', 'Sufficient reference material/books are available in the library for the topics mentioned in the syllabus', 'I am able to achieve the minimum required course outcome attainment level for my class', and 'I have the freedom to propose/modify/suggest /incorporate new topics in the syllabus through proper forum', 100% teachers have given a rating of 5 out of 5 scale. This shows the teachers' faith and satisfaction about the Institute. Indeed it is encouraging and hence no action required.
2	How do you rate the ambience of the College for effective delivery of the academic process?	
3	Sufficient reference material/books are available in the library for the topics mentioned in the syllabus	
4	How do you rate the college activities that help your students in getting jobs and placements?	
5	The course content is updated and sufficient to bridge the gap between industry standards/current global scenario and academics.	
6	I am able to achieve the minimum required course outcome attainment level for my class.	
7	I have the freedom to propose/modify/suggest /incorporate new topics in the syllabus through proper forum.	

Stakeholder 3: Alumnae

The following summarized result has been generated from the Feedback Analysis report on Curriculum for Alumnae for the academic year 2019-20.

The categorization of rating based on average score of different parameters is as follows: Excellent (5), Very Good (4), Good (3), Fair (2), and Poor (1). The results derived in terms of percentage of students with common views, average scores and rating are presented in Table 62 and Table 63.

Table 62

Sl. No.	Feedback Parameters	Responses (in terms of % of students)	
		Yes	No
1	Is it needed to add any content on curriculum?	40	60
2	If yes specify the content.	Data Science	75
		Wireless Sensor Network	25
3	Is it needed to delete any content on curriculum?	0	100
4	If yes specify the content.	NA	

Table 63

Sl. No.	Feedback Parameters	Responses (in terms of % of students)					Avg (out of scale 5)	Rating
		1 (Poor)	2 (Fair)	3 (Good)	4 (Very Good)	5 (Excellent)		
1	The curriculum and syllabus content were appropriate for my placement / higher education/ development	0	0	0	30	70	4.7	Excellent
2	The Institute/Faculty helped me in placement/higher education	0	0	0	0	100	5	Excellent


Note: * Average score >4: Excellent; 4 >= average score >3: Very Good; 3 >= average score >2: Good

Table 64: Actions Taken based on Table 62 and Table 63.

Sl. No.	Feedback Parameters	Action Taken
1	Is it needed to add any content on curriculum?	It is found that 40% students want to add new content in the existing curriculum. Definitely this is an alarming message to all of us.

2	If yes specify the content.	However, it is noted that, already the subjects those were mentioned by the alumnae has been considered to the inclusion of the upcoming regulations. In R-19 already <i>Data Science and Sensor Network</i> has been added. Thus, no further actions required.
3	Is it needed to delete any content on curriculum?	100% students do not want to delete any course. Hence no action required.
4	If yes specify the content.	
5	The curriculum and syllabus content were appropriate for my placement / higher education/ development	70% students give us a rating of 5. As a whole, the department scored 4.7 out of a scale of 5, which is 'Excellent'. Hence no action required.
6	The Institute/Faculty helped me in placement/higher education	The strong bonding of the Teacher-Student relationship is reflected in the score of the department to showcase this fact.

The overall feedback report on Curriculum for the department of CSE is encouraging.


 Coordinator, IQAC
 Narula Institute of Technology
 81, Nilgunj Road, Agarpara
 Kolkata- 700109


 Principal
NARULA INSTITUTE OF TECHNOLOGY
 81, Nilgunj Road, Agarpara, Kol-109

9. Action Taken Report: Department of ECE(M.Tech)

Stakeholder 1: Student

The following summarized result has been generated from the Feedback Analysis report on Curriculum on Students for the academic year 2019-20.

The categorization of rating based on average score of different parameters is as follows: Excellent (5), Very Good (4), Good (3), Fair (2), and Poor (1). The results derived in terms of percentage of students with common views, average scores and rating are presented in *Table 65* and *Table 66*.

Table 65

Sl. No.	Feedback Parameters	Responses (in terms of % of students)	
		Yes	No
1	Is it needed to add any content on curriculum?	22.2	77.7
2	If yes specify the content.	Deep Learning	100
3	Is it needed to delete any content on curriculum?	0	100
4	If yes specify the content.	NA	

Table 66

Sl. No.	Feedback Parameters	Responses (in terms of % of students)					Avg	Rating
		1 (Poor)	2 (Fair)	3 (Good)	4 (Very Good)	5 (Excellent)		
5	Do you think this curriculum satisfy industry requirement?	0	0	0	44.4	55.5	4.5	Excellent
6	This curriculum is compatible with the latest technology?	0	0	0	22.2	77.7	4.7	Excellent
7	Are all the courses contribute to the knowledge and skill development?	0	0	0	11.1	88.8	4.8	Excellent
8	Percentage of the courses challenging and interesting	0	0	0	22.2	77.7	4.7	Excellent
9	Curriculum and Syllabus are need based	0	0	0	11.1	88.8	4.8	Excellent
10	Overall rating of the existing curriculum	0	0	0	22.2	77.7	4.7	Excellent

Note: * Average score >4: Excellent; 4 >= average score >3: Very Good; 3 >= average score >2: Good

Table 67: Actions Taken based on Table 1 and Table 2

Sl. No.	Feedback Parameters	Action Taken
1	Is it needed to add any content on curriculum?	It is found that 22.2% students want to add new content in the existing curriculum. Whereas, rest of the students not. But, while considering those 22% students, it is found that they want to add Deep Learning as a new inclusion.
2	If yes specify the content.	
3	Is it needed to delete any content on curriculum?	It must be noted that, these students have followed R-16 curriculum. Thus the said subject can be planned to be included in R-21 curriculum.
4	If yes specify the content.	
5	Do you think this curriculum satisfy industry requirement?	100% students do not want to delete any course. Hence no action required.
		All the students give us a rating of either 'Very Good' or 'Excellent'. Hence no actions are required.

6	This curriculum is compatible with the latest technology?	In this category also we have scored 'Excellent'. Hence no further action is required.
7	Are all the courses contribute to the knowledge and skill development?	More than 85% students have given 'Excellent' rating. As a result, no further action required.
8	Percentage of the courses challenging and interesting	All the students have given either 'Very Good' or 'Excellent' rating. Thus scoring 4.7 out of a scale of 5. Hence, no action required.
9	Curriculum and Syllabus are need based	Here, out of 5 scale, we have scored 4.8, which is 'Excellent'.
10	Overall rating of the existing curriculum	More than 75% students have given 'Excellent' rating in this field.

Stakeholder 2: Teacher

The following summarized result has been generated from the Feedback Analysis report on Curriculum for Teachers for the academic year 2019-20.

The categorization of rating based on average score of different parameters is as follows: Excellent (5), Very Good (4), Good (3), Fair (2), and Poor (1). The results derived in terms of percentage of students with common views, average scores and rating are presented in Table 68.

Table 68

Sl. No.	Feedback Parameters	Responses (in terms of % of students)					Avg (out of scale 5)	Rating
		1 (Poor)	2 (Fair)	3 (Good)	4 (Very Good)	5 (Excellent)		
1	Curriculum and syllabus are need based	0	0	0	40	60	4.6	Excellent
2	How do you rate the ambience of the College for effective delivery of the academic process?	0	0	0	40	60	4.6	Excellent
3	Sufficient reference material/books are available in the library for the topics mentioned in the syllabus	0	0	0	20	80	4.8	Excellent
4	How do you rate the college activities that help your students in getting jobs and placements?	0	0	0	45	55	4.55	Excellent
5	The course content is updated and sufficient to bridge the gap between industry standards/current global scenario and academics.	0	0	0	35	65	4.65	Excellent
6	I am able to achieve the minimum required course outcome attainment level for my class.	0	0	0	5	95	4.95	Excellent
7	I have the freedom to propose/modify/suggest /incorporate new topics in the syllabus through proper forum.	0	0	0	10	90	4.9	Excellent

Note: * Average score >4: Excellent; 4 >= average score >3: Very Good; 3 >= average score >2: Good

Table 69: Actions Taken based on Table 68

Sl. No.	Feedback Parameters	Action Taken
1	Curriculum and syllabus are need based	Based on the Teachers feedback it is found that in all aspects Teachers have given on an average an 'Excellent' rating. In the first parameter 60% faculty stated 'Excellent' and 40% faculty stated 'Very Good' as they found the current curriculum and syllabus as need based. Overall, in all parameters faculties have given on an above 4.5 score out of a 5 scale, which is 'Excellent'. This shows the teachers' faith and satisfaction about the Institute. Indeed
2	How do you rate the ambience of the College for effective delivery of the academic process?	
3	Sufficient reference material/books are available in the library for the topics mentioned in the syllabus	
4	How do you rate the college activities that help your students in getting jobs and placements?	

5	The course content is updated and sufficient to bridge the gap between industry standards/current global scenario and academics.	it is encouraging and hence no actions are required.
6	I am able to achieve the minimum required course outcome attainment level for my class.	
7	I have the freedom to propose/modify/suggest /incorporate new topics in the syllabus through proper forum.	

Stakeholder 3: Alumnae

The following summarized result has been generated from the Feedback Analysis report on Curriculum for Alumnae for the academic year 2019-20.

The categorization of rating based on average score of different parameters is as follows: Excellent (5), Very Good (4), Good (3), Fair (2), and Poor (1). The results derived in terms of percentage of students with common views, average scores and rating are presented in Table 70 and Table 71.

Table 70

Sl. No.	Feedback Parameters	Responses (in terms of % of students)	
		Yes	No
1	Is it needed to add any content on curriculum?	14.3	85.7
2	If yes specify the content.	Deep Learning	100
3	Is it needed to delete any content on curriculum?	0	100
4	If yes specify the content.	NA	

Table 71

Sl. No.	Feedback Parameters	Responses (in terms of % of students)					Avg (out of scale 5)	Rating
		1 (Poor)	2 (Fair)	3 (Good)	4 (Very Good)	5 (Excellent)		
1	The curriculum and syllabus content were appropriate for my placement / higher education/ development	0	0	0	28.6	71.4	4.7	Excellent
2	The Institute/Faculty helped me in placement/higher education	0	0	0	71.4	85.7	4.8	Excellent

Note: * Average score > 4: Excellent; 4 >= average score > 3: Very Good; 3 >= average score > 2: Good

Table 72: Actions Taken based on Table 70 and Table 71.

Sl. No.	Feedback Parameters	Action Taken
1	Is it needed to add any content on curriculum?	It is found that 14% students want to add new content in the existing curriculum. Although the majority of the students do not want any new contents to be included in the curriculum, but considering the recent trends, <i>Deep Learning</i> can be planned to be included in the upcoming regulations.
2	If yes specify the content.	
3	Is it needed to delete any content on curriculum?	100% students do not want to delete any course. Hence no action required.
4	If yes specify the content.	
5	The curriculum and syllabus content were appropriate for my placement / higher education/ development	More than 70% students give us a rating of 5. As a whole, the department scored 4.7 out of a scale of 5, which is 'Excellent'. Hence no action required.
6	The Institute/Faculty helped me in placement/higher education	4.8 out of a 5 scale shows the strong bonding of the Teacher-Student relationship.

The overall feedback report on Curriculum for the department of ECE is encouraging. However, as per the feedback analysis we are on the process of reframing the curriculum and syllabus.


 Coordinator, IQAC
 Narula Institute of Technology
 81, Nilgunj Road, Agarpara
 Kolkata- 700109


 NARULA INSTITUTE OF TECHNOLOGY
 81, Nilgunj Road, Agarpara, Kol-109

10. Action Taken Report: Department of MCA

Stakeholder 1: Student

The following summarized result has been generated from the Feedback Analysis report on Curriculum on Students for the academic year 2019-20.

The categorization of rating based on average score of different parameters is as follows: Excellent (5), Very Good (4), Good (3), Fair (2), and Poor (1). The results derived in terms of percentage of students with common views, average scores and rating are presented in *Table 73* and *Table 74*.

Table 73

Sl. No.	Feedback Parameters	Responses (in terms of % of students)	
		Yes	No
1	Is it needed to add any content on curriculum?	63.16	36.84
2	If yes specify the content.	Stress Management	33.33
		values and ethics in profession	8.33
		Robotics	25
		Bioinformatics	33.33
3	Is it needed to delete any content on curriculum?	0	100
4	If yes specify the content.	NA	

Table 74

Sl. No.	Feedback Parameters	Responses (in terms of % of students)					Avg	Rating
		1 (Poor)	2 (Fair)	3 (Good)	4 (Very Good)	5 (Excellent)		
5	Do you think this curriculum satisfy industry requirement?	0	0	52.6	47.37	0	3.47	Very Good
6	This curriculum is compatible with the latest technology?	0	15.79	36.84	47.38	0	3.31	Very Good
7	Are all the courses contribute to the knowledge and skill development?	0	0	47.38	36.84	15.79	3.68	Very Good
8	Percentage of the courses challenging and interesting	0	0	36.84	31.58	15.79	3.84	Very Good
9	Curriculum and Syllabus are need based	0	0	100	0	0	3	Very Good
10	Overall rating of the existing curriculum	0	15.79	84.21	0	0	2.84	Good

Note: * Average score > 4: Excellent; 4 >= average score > 3: Very Good; 3 >= average score > 2: Good

Table 75: Action Taken based on Table 73 and Table 74

Sl. No.	Feedback Parameters	Action Taken
1	Is it needed to add any content on curriculum?	It is found that around more than 60% students want to add new content in the existing curriculum. Indeed this is an alarming message. But it may be noted that most of these students are following R-16 curriculum. The recommended subjects by these students will be considered to inclusion in the upcoming regulations.
2	If yes specify the content.	

3	Is it needed to delete any content on curriculum?	100% students do not want to delete any course. Hence no action required.
4	If yes specify the content.	
5	Do you think this curriculum satisfy industry requirement?	In all these parameters the students of MCA have given more than 3 out of a scale of 5, which is 'Very Good'. However, the curriculum needs to be modified to acquire 'Excellent' rating. Hence syllabus modification is recommended. But it must be noted that already R-20 has been formed and some of these subjects have been included there already.
6	This curriculum is compatible with the latest technology?	
7	Are all the courses contribute to the knowledge and skill development?	
8	Percentage of the courses challenging and interesting	
9	Curriculum and Syllabus are need based	
10	Overall rating of the existing curriculum	

Stakeholder 2: Teacher

The following summarized result has been generated from the Feedback Analysis report on Curriculum for Teachers for the academic year 2019-20.

The categorization of rating based on average score of different parameters is as follows: Excellent (5), Very Good (4), Good (3), Fair (2), and Poor (1). The results derived in terms of percentage of students with common views, average scores and rating are presented in Table 76.

Table 76

Sl. No.	Feedback Parameters	Responses (in terms of % of students)					Avg (out of scale 5)	Rating
		1 (Poor)	2 (Fair)	3 (Good)	4 (Very Good)	5 (Excellent)		
1	Curriculum and syllabus are need based	0	0	0	20	80	3.8	Very Good
2	How do you rate the ambience of the College for effective delivery of the academic process?	0	0	20	20	60	3.4	Very Good
3	Sufficient reference material/books are available in the library for the topics mentioned in the syllabus	0	0	40	20	40	3	Very Good
4	How do you rate the college activities that help your students in getting jobs and placements?	0	0	40	20	40	3	Very Good
5	The course content is updated and sufficient to bridge the gap between industry standards/current global scenario and academics.	0	0	40	20	40	3	Very Good
6	I am able to achieve the minimum required course outcome attainment level for my class.	0	0	0	20	80	4.8	Excellent
7	I have the freedom to propose/modify/suggest /incorporate new topics in the syllabus through proper forum.	0	0	0	40	60	4.6	Excellent

Note: * Average score >4: Excellent; 4 >= average score >3: Very Good; 3 >= average score >2: Good

Table 77: Action Taken based on Table 76

Sl. No.	Feedback Parameters	Action Taken
1	Curriculum and syllabus are need based	Based on the Teachers feedback it is found that in all aspects Teachers have given on an average a 'Very Good' rating. In all the seven parameters the average score is more than 3 out of a scale of 5. In the last two parameters Teachers have given more than 4.5 out of 5 scale, which is 'Excellent'. Hence no specific actions are required. But syllabus modifications will enhance the overall rating in
2	How do you rate the ambience of the College for effective delivery of the academic process?	
3	Sufficient reference material/books are available in the library for the topics mentioned in the syllabus	

4	How do you rate the college activities that help your students in getting jobs and placements?	future. Hence, syllabus modification is recommended.
5	The course content is updated and sufficient to bridge the gap between industry standards/current global scenario and academics.	
6	I am able to achieve the minimum required course outcome attainment level for my class.	
7	I have the freedom to propose/modify/suggest /incorporate new topics in the syllabus through proper forum.	

Stakeholder 3: Alumnae

The following summarized result has been generated from the Feedback Analysis report on Curriculum for Alumnae for the academic year 2019-20. The categorization of rating based on average score of different parameters is as follows: Excellent (5), Very Good (4), Good (3), Fair (2), and Poor (1). The results derived in terms of percentage of students with common views, average scores and rating are presented in Table 78 and Table 79.

Table 78

Sl. No.	Feedback Parameters	Responses (in terms of % of students)	
		Yes	No
1	Is it needed to add any content on curriculum?	50	50
2	If yes specify the content.	VLSI, Python, robotics etc	20
		Python, VLSI etc.	70
3	Is it needed to delete any content on curriculum?	0	100
4	If yes specify the content.	NA	

Table 79

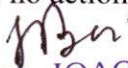
Sl. No.	Feedback Parameters	Responses (in terms of % of students)					Avg (out of scale 5)	Rating
		1 (Poor)	2 (Fair)	3 (Good)	4 (Very Good)	5 (Excellent)		
1	The curriculum and syllabus content were appropriate for my placement / higher education/ development	0	25	50	0	25	3.25	Very Good
2	The Institute/Faculty helped me in placement/higher education	0	25	25	25	25	3.5	Very Good

Note: * Average score >4: Excellent; 4 >= average score >3: Very Good; 3 >= average score >2: Good

Table 80: Action Taken based on Table 78 and Table 79

Sl. No.	Feedback Parameters	Action Taken
1	Is it needed to add any content on curriculum?	It is found that more than 50% students want to add new content in the existing curriculum. This percentage cannot be ignored. Thus it is noted that VLSI, Robotics, Python etc. will be considered as an inclusion to the upcoming regulation, if these are not been included in R-20.
2	If yes specify the content.	
3	Is it needed to delete any content on curriculum?	100% students do not want to delete any course. Hence no action required.
4	If yes specify the content.	
5	The curriculum and syllabus content were appropriate for my placement / higher education/ development	The average score in these aspects are more than 3 out of 5 scale, which is 'Very Good', but not 'Excellent'. Hence modification of the curriculum in the upcoming regulations are recommended.
6	The Institute/Faculty helped me in placement/higher education	

The feedback report of MCA department is encouraging and as R-20 curriculum has been formed already, hence no action required.


Coordinator, IQAC
Narula Institute of Technology
81, Nilgani Road, Agarpara
Kolkata


Principal
NARULA INSTITUTE OF TECHNOLOGY
81, Nilgani Road, A. S. 10'

Action Taken Report on Stakeholder 4: Employer

The following summarized result has been generated from the Feedback Analysis report on Curriculum on Employers for the academic year 2019-20.

The categorization of rating based on average score of different parameters is as follows: Excellent (5), Very Good (4), Good (3), Fair (2), and Poor (1). The results derived in terms of percentage of students with common views, average scores and rating are presented in *Table 81*.

Table 81

Sl. No.	Feedback Parameters	Responses (in terms of % of students)					Avg (out of scale 5)	Rating
		1 (Poor)	2 (Fair)	3 (Good)	4 (Very Good)	5 (Excellent)		
1	The technical knowledge of the student is	0	18.18	9.09	9.09	63.63	4.18	Excellent
2	The curriculum and syllabus provide sufficient knowledge in the area of study	0	0	0	36.36	63.63	4.18	Excellent
3	Do you think this curriculum satisfy industry requirement?	0	9.1	18.2	9.1	63.6	4.27	Excellent

Note: * Average score > 4: Excellent; 4 > = average score > 3: Very Good; 3 > = average score > 2: Good

Table 82: Actions Taken based on Table 81

Sl. No.	Feedback Parameters	Actions Taken
1	The technical knowledge of the student is	Scored 4.18 out of 5 scale, which is Excellent. Still, extra efforts were taken care by the Faculty members in terms of checking the grooming of students in all practical and GD sessions conducted by TPO cell.
2	The curriculum and syllabus provide sufficient knowledge in the area of study	Feedback analysis report shows 'Excellent' grade and it also shows that we have improved this factor from our earlier feedback analysis report.
3	Do you think this curriculum satisfy industry requirement?	Almost 9% Employers rate 'Fair' on the said fact. Taking care of their valuable suggestions, we are on the way to frame R-21 regulations.
4	Is it needed to add any content on curriculum?	Few courses need to be added as per some of the Employers. But it is found that those referenced subjects have been already included in R-18. However, as per their suggestions, it is decided that at present some of the suggested topics can be considered for the value added courses in the upcoming semester.

.....
Coordinator,
IQAC, Narula Institute of Technology

Coordinator, IQAC
Narula Institute of Technology
81, Nilgunj Road, Agarpara
Kolkata- 700109

.....
Principal,
Narula Institute of Technology

Principal
NARULA INSTITUTE OF TECHNOLOGY
81, Nilgunj Road, Agarpara, Kol-109 Page 35 of 35