

**Narula Institute of Technology**  
**81 Nilgunj Road, Kolkata – 700109**



**ACTION TAKEN REPORT (ATR)**  
**ON CURRICULUM FEEDBACK**  
**2018-2019**

# ACTION TAKEN REPORT (ATR) ON CURRICULUM FEEDBACK 2018-2019

The IQAC of Narula Institute of Technology has developed the feedback mechanism of the Institute with great care. Department wise feedbacks were collected from the different stakeholders like Student, Teacher, Alumni, and Employer. Based on those feedbacks actions are taken department wise. In the following sections branch wise action taken report has been discussed and at the end action taken report of Employers for the institute has been included.

## 1. Action Taken Report: Department of CSE(B.Tech)

### Stakeholder 1: Student

The following summarized result has been generated from the Feedback Analysis report on Curriculum on Students for the academic year 2018-19.


The categorization of rating based on average score of different parameters is as follows: Excellent (5), Very Good (4), Good (3), Fair (2), and Poor (1). The results derived in terms of percentage of students with common views, average scores and rating are presented in *Table 1* and *Table 2*.

*Table 1*

Sl. No.	Feedback Parameters	Responses (in terms of % of students)	
		Yes	No
1	Is it needed to add any content on curriculum?	15.31	84.69
2	If yes specify the content.	Python	30.76
		IOT	61.54
		IOT, Python	7.69
3	Is it needed to delete any content on curriculum?	0	100
4	If yes specify the content.	NA	

*Table 2*

Sl. No.	Feedback Parameters	Responses (in terms of % of students)					Avg	Rating
		1 (Poor)	2 (Fair)	3 (Good)	4 (Very Good)	5 (Excellent)		
5	Do you think this curriculum satisfy industry requirement?	0	0	0	11.22	88.77	4.89	Excellent
6	This curriculum is compatible with the latest technology?	0	0	0	16.32	83.67	4.84	Excellent



Coordinator, IQAC  
Narula Institute of Technology  
81, Nilgunj Road, Agarpara  
Kolkata- 700109



Principal  
**NARULA INSTITUTE OF TECHNOLOGY**  
81, Nilgunj Road, Agarpara Kol-109



7	Are all the courses contribute to the knowledge and skill development?	0	0	0	2.04	97.96	4.98	Excellent
8	Percentage of the courses challenging and interesting	0	0	1.02	20.41	78.57	4.78	Excellent
9	Curriculum and Syllabus are need based	0	0	0	16.33	83.67	4.84	Excellent
10	Overall rating of the existing curriculum	0	0	0	8.16	91.84	4.92	Excellent

Note:\* Average score>4: Excellent; 4>=average score>3: Very Good; 3>=average score>2: Good

Table 3: Actions Taken based on Table 1 and Table 2

Sl. No.	Feedback Parameters	Action Taken
1	Is it needed to add any content on curriculum?	It is found that 15.31% students have given their consent to add new content in the existing curriculum. Whereas, more than 80% students do not want to add. But, while considering around those 15% students, it is found that they want to add Python, IOT as a new inclusion. It must be noted that, these students have followed R-16 curriculum and in the previous year's feedback also we have got the aforementioned subjects from different students. It can be noted that due to repeated requests, the subjects have been already included in R-18 curriculum. Hence no further actions are required.
2	If yes specify the content.	
3	Is it needed to delete any content on curriculum?	100% students do not want to delete any course. Hence no action required.
4	If yes specify the content.	
5	Do you think this curriculum satisfy industry requirement?	More than 85% students give us a rating of 'Excellent'. Hence no actions required.
6	This curriculum is compatible with the latest technology?	In this category also we have scored 'Excellent'. Hence no further action required.
7	Are all the courses contribute to the knowledge and skill development?	More than 95% students have given 'Excellent' rating. As a result, no further action required.
8	Percentage of the courses challenging and interesting	More than 75% students have given 'Excellent' rating. Thus scoring 4.78 out of a scale of 5. Hence, no action required.
9	Curriculum and Syllabus are need based	Here, out of 5 scale, we have scored 4.84, which is 'Excellent'.
10	Overall rating of the existing curriculum	Almost 90% students have given 'Excellent' rating in this field.

## Stakeholder 2: Teacher

The following summarized result has been generated from the Feedback Analysis report on Curriculum for Teachers for the academic year 2018-19.

The categorization of rating based on average score of different parameters is as follows: Excellent (5), Very Good (4), Good (3), Fair (2), and Poor (1). The results derived in terms of percentage of students with common views, average scores and rating are presented in Table 4.

Table 4

Sl. No.	Feedback Parameters	Responses (in terms of % of students)					Avg (out of scale 5)	Rating
		1 (Poor)	2 (Fair)	3 (Good)	4 (Very Good)	5 (Excellent)		
1	Curriculum and syllabus are need based	0	0	0	25	75	4.75	Excellent
2	How do you rate the ambience of the College for effective delivery of the academic process?	0	0	0	0	100	5	Excellent
3	Sufficient reference material/books are available in the library for the topics mentioned in the syllabus	0	0	0	0	100	5	Excellent



4	How do you rate the college activities that help your students in getting jobs and placements?	0	0	0	8.33	91.67	4.92	Excellent
5	The course content is updated and sufficient to bridge the gap between industry standards/current global scenario and academics.	0	0	0	8.33	91.67	4.92	Excellent
6	I am able to achieve the minimum required course outcome attainment level for my class.	0	0	0	0	100	5	Excellent
7	I have the freedom to propose/modify/suggest /incorporate new topics in the syllabus through proper forum.	0	0	0	0	100	5	Excellent

Note:\* Average score>4: Excellent; 4>=average score>3: Very Good; 3>=average score>2: Good

Table 5: Actions Taken based on Table 4

Sl. No.	Feedback Parameters	Action Taken
1	Curriculum and syllabus are need based	Based on the Teachers feedback it is found that in all aspects Teachers have given on an average an 'Excellent' rating. Among the seven parameters, 'ambience of the college'. It is found that Teachers are having 100% satisfaction on the ambience of the College for effective delivery of the academic process. They have also given 100% voting in favor of the availability of the library books. In parameter 6 and 7 also the departmental Teachers have given 5 out of 5 scale. In rest of the factors, the department has scored minimum 4.5 out of 5 scale, which is 'Excellent'. This shows the teachers' faith and satisfaction about the Institute. Indeed it is encouraging and hence no action required.
2	How do you rate the ambience of the College for effective delivery of the academic process?	
3	Sufficient reference material/books are available in the library for the topics mentioned in the syllabus	
4	How do you rate the college activities that help your students in getting jobs and placements?	
5	The course content is updated and sufficient to bridge the gap between industry standards/current global scenario and academics.	
6	I am able to achieve the minimum required course outcome attainment level for my class.	
7	I have the freedom to propose/modify/suggest /incorporate new topics in the syllabus through proper forum.	

### Stakeholder 3: Alumnae


The following summarized result has been generated from the Feedback Analysis report on Curriculum for Alumnae for the academic year 2018-19.

The categorization of rating based on average score of different parameters is as follows: Excellent (5), Very Good (4), Good (3), Fair (2), and Poor (1). The results derived in terms of percentage of students with common views, average scores and rating are presented in

Table 6 and Table 7.

Table 6

Sl. No.	Feedback Parameters	Responses (in terms of % of students)	
		Yes	No
1	Is it needed to add any content on curriculum?	80	20
2	If yes specify the content.	Python	66.66
		IOT	33.33
3	Is it needed to delete any content on curriculum?	0	100
4	If yes specify the content.	NA	

  
Coordinator, IQAC  
Narula Institute of Technology  
81, Nilgunj Road, Agarpara  
Kolkata- 700109

  
Principal  
NARULA INSTITUTE OF TECHNOLOGY  
81, Nilgunj Road, Agarpara, Kol-109



Table 7

Sl. No.	Feedback Parameters	Responses (in terms of % of students)					Avg (out of scale 5)	Rating
		1 (Poor)	2 (Fair)	3 (Good)	4 (Very Good)	5 (Excellent)		
1	The curriculum and syllabus content were appropriate for my placement / higher education/ development	0	0	0	26.66	73.3	4.73	Excellent
2	The Institute/Faculty helped me in placement/higher education	0	0	0	0	100	5	Excellent

Note:\* Average score>4: Excellent; 4>=average score>3: Very Good; 3>=average score>2: Good

Table 8: Actions Taken based on

Table 6 and Table 7.

Sl. No.	Feedback Parameters	Action Taken
1	Is it needed to add any content on curriculum?	It is found that 80% students want to add new content in the existing curriculum. Definitely this is an alarming message to all of us. However, it is noted that, already the subjects those were mentioned by the alumnae has been considered to the inclusion of the upcoming regulations. In R-18 already <i>Sensor network &amp; IOT</i> has been added, but not individually <i>IOT</i> . As per repeated requests placed by the different stakeholders, in R-21 we can have a planning to include <i>Introduction to Internet of Things</i> and <i>Programming using Python</i> .
2	If yes specify the content.	
3	Is it needed to delete any content on curriculum?	100% students do not want to delete any course. Hence no action required.
4	If yes specify the content.	
5	The curriculum and syllabus content were appropriate for my placement / higher education/ development	73% students give us a rating of 5. As a whole, the department scored 4.73 out of a scale of 5, which is 'Excellent'. Hence no action required.
6	The Institute/Faculty helped me in placement/higher education	Scored 5 out of 5 scale. The strong bonding of the Teacher-Student relationship is reflected in every graph of the department to showcase this fact.

The overall feedback report on Curriculum for the department of CSE is encouraging. However, as per the feedback analysis we are on the process of reframing the curriculum and syllabus.



Coordinator, IQAC  
Narula Institute of Technology  
81, Nilgunj Road, Agarpara  
Kolkata- 700109



Principal  
NARULA INSTITUTE OF TECHNOLOGY  
81, Nilgunj Road, Agarpara, Kol-109

## 2. Action Taken Report: Department of ECE(B.Tech)

### Stakeholder 1: Student

The following summarized result has been generated from the Feedback Analysis report on Curriculum on Students for the academic year 2018-19.

The categorization of rating based on average score of different parameters is as follows: Excellent (5), Very Good (4), Good (3), Fair (2), and Poor (1). The results derived in terms of percentage of students with common views, average scores and rating are presented in *Table 9* and *Table 10*.

*Table 9*

Sl. No.	Feedback Parameters	Responses (in terms of % of students)	
		Yes	No
1	Is it needed to add any content on curriculum?	10.38	89.62
2	If yes specify the content.	<b>Machine Learning</b>	36
		<b>Python</b>	64
3	Is it needed to delete any content on curriculum?	0	100
4	If yes specify the content.	NA	


*Table 10*

Sl. No.	Feedback Parameters	Responses (in terms of % of students)					Avg	Rating
		1 (Poor)	2 (Fair)	3 (Good)	4 (Very Good)	5 (Excellent)		
5	Do you think this curriculum satisfy industry requirement?	0	0	0	14.81	85.19	4.76	Excellent
6	This curriculum is compatible with the latest technology?	0	0	0	19.44	80.56	4.72	Excellent
7	Are all the courses contribute to the knowledge and skill development?	0	0	0	5.55	94.44	4.85	Excellent
8	Percentage of the courses challenging and interesting	0	0	4.63	2.78	92.59	4.79	Excellent
9	Curriculum and Syllabus are need based	0	0	0	10.19	89.81	4.81	Excellent
10	Overall rating of the existing curriculum	0	0	0	6.48	93.52	4.84	Excellent

Note: \* Average score > 4: Excellent; 4 >= average score > 3: Very Good; 3 >= average score > 2: Good

*Table 11: Action Taken based on Table 9 and Table 10*

Sl. No.	Feedback Parameters	Action Taken
1	Is it needed to add any content on curriculum?	It is found that at around 10% students want to add new content in the existing curriculum. Whereas, rest of the students do not want to add. Hence no actions required. But it may be noted that most of these students are following R-16 curriculum. The recommended subjects by few students have been included already in the subsequent regulations. Which has not been done yet, can be included in the upcoming regulation.
2	If yes specify the content.	

  
Coordinator, IQAC  
Narula Institute of Technology  
81, Nilgunj Road, Agarpara  
Kolkata- 700109

  
Principal  
**NARULA INSTITUTE OF TECHNOLOGY**  
81, Nilgunj Road, Agarpara, Kol-109



3	Is it needed to delete any content on curriculum?	100% students do not want to delete any course. Hence no action required.  In all these parameters the students of ECE have given more than 4.5 out of a scale of 5, which is 'Excellent'. This shows the immense confidence of the students on the various curriculum aspects. Therefore, no further actions are required.
4	If yes specify the content.	
5	Do you think this curriculum satisfy industry requirement?	
6	This curriculum is compatible with the latest technology?	
7	Are all the courses contribute to the knowledge and skill development?	
8	Percentage of the courses challenging and interesting	
9	Curriculum and Syllabus are need based	
10	Overall rating of the existing curriculum	

## Stakeholder 2: Teacher

The following summarized result has been generated from the Feedback Analysis report on Curriculum for Teachers for the academic year 2018-19.

The categorization of rating based on average score of different parameters is as follows: Excellent (5), Very Good (4), Good (3), Fair (2), and Poor (1). The results derived in terms of percentage of students with common views, average scores and rating are presented in Table 12.


Table 12


Sl. No.	Feedback Parameters	Responses (in terms of % of students)					Avg (out of scale 5)	Rating
		1 (Poor)	2 (Fair)	3 (Good)	4 (Very Good)	5 (Excellent)		
1	Curriculum and syllabus are need based	0	0	0	40.9	59	4.59	Excellent
2	How do you rate the ambience of the College for effective delivery of the academic process?	0	0	0	45.45	54.54	4.54	Excellent
3	Sufficient reference material/books are available in the library for the topics mentioned in the syllabus	0	0	0	22.72	77.27	4.77	Excellent
4	How do you rate the college activities that help your students in getting jobs and placements?	0	0	0	63.63	36.36	4.36	Excellent
5	The course content is updated and sufficient to bridge the gap between industry standards/current global scenario and academics.	0	0	0	50	50	4.5	Excellent
6	I am able to achieve the minimum required course outcome attainment level for my class.	0	0	0	4.54	95.45	4.95	Excellent
7	I have the freedom to propose/modify/suggest /incorporate new topics in the syllabus through proper forum.	0	0	0	13.63	86.36	4.86	Excellent

Note: \* Average score > 4: Excellent; 4 >= average score > 3: Very Good; 3 >= average score > 2: Good

Table 13: Action Taken based on Table 12

Sl. No.	Feedback Parameters	Action Taken
1	Curriculum and syllabus are need based	Based on the Teachers feedback it is found that in all aspects Teachers have given on an average an 'Excellent' rating. In all the seven parameters the average score is more than 4 out of a
2	How do you rate the ambience of the College for effective delivery of the academic process?	

  
Coordinator, IQAC  
Narula Institute of Technology  
81, Nilgunj Road, Agarpara  
Kolkata- 700109

  
Principal  
NARULA INSTITUTE OF TECHNOLOGY  
81, Nilgunj Road, Agarpara, Kol-109



3	Sufficient reference material/books are available in the library for the topics mentioned in the syllabus	scale of 5. Hence no specific actions are required.
4	How do you rate the college activities that help your students in getting jobs and placements?	
5	The course content is updated and sufficient to bridge the gap between industry standards/current global scenario and academics.	
6	I am able to achieve the minimum required course outcome attainment level for my class.	
7	I have the freedom to propose/modify/suggest /incorporate new topics in the syllabus through proper forum.	

### Stakeholder 3: Alumnae

The following summarized result has been generated from the Feedback Analysis report on Curriculum for Alumnae for the academic year 2018-19.

The categorization of rating based on average score of different parameters is as follows: Excellent (5), Very Good (4), Good (3), Fair (2), and Poor (1). The results derived in terms of percentage of students with common views, average scores and rating are presented in Table 14 and Table 15.

Table 14

Sl. No.	Feedback Parameters	Responses (in terms of % of students)	
		Yes	No
1	Is it needed to add any content on curriculum?	24.24	75.75
2	If yes specify the content.	Python	25
		Machine Learning	37.5
		Machine Learning, Python	37.5
3	Is it needed to delete any content on curriculum?	0	100
4	If yes specify the content.	NA	

Table 15

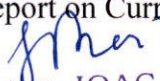
Sl. No.	Feedback Parameters	Responses (in terms of % of students)					Avg (out of scale 5)	Rating
		1 (Poor)	2 (Fair)	3 (Good)	4 (Very Good)	5 (Excellent)		
1	The curriculum and syllabus content were appropriate for my placement / higher education/ development	0	0	0	14.28	85.71	4.57	Excellent
2	The Institute/Faculty helped me in placement/higher education	0	0	0	8.57	91.42	4.63	Excellent

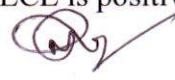
Note: \* Average score >4: Excellent; 4 >= average score >3: Very Good; 3 >= average score >2: Good

Table 16: Action Taken based on Table 14 and Table 15

Sl. No.	Feedback Parameters	Action Taken
1	Is it needed to add any content on curriculum?	It is found that more than 20% students want to add new content in the existing curriculum. This percentage cannot be ignored. Thus it is noted that Machine Learning and Python will be considered as an inclusion to the upcoming regulation.
2	If yes specify the content.	
3	Is it needed to delete any content on curriculum?	100% students do not want to delete any course. Hence no action required.
4	If yes specify the content.	
5	The curriculum and syllabus content were appropriate for my placement / higher education/ development	85% students give us a rating of 5. As a whole, the department scored 4.57 out of a scale of 5, which is 'Excellent'. Hence no action required.
6	The Institute/Faculty helped me in placement/higher education	More than 90% students agrees this statement. Thus the strong bonding of the Teacher-Student relationship is reflected and no action required.

The overall feedback report on Curriculum for the department of ECE is positive.

  
Coordinator, IQAC  
Narula Institute of Technology  
81, Nilgunj Road, Agarpara  
Kolkata - 700109

  
Principal  
NARULA INSTITUTE OF TECHNOLOGY  
81, Nilgunj Road, Agarpara, Kol-10



### 3. Action Taken Report: Department of IT

#### Stakeholder 1: Student

The following summarized result has been generated from the Feedback Analysis report on Curriculum on Students for the academic year 2018-19.

The categorization of rating based on average score of different parameters is as follows: Excellent (5), Very Good (4), Good (3), Fair (2), and Poor (1). The results derived in terms of percentage of students with common views, average scores and rating are presented in *Table 17* and *Table 18*.

**Table 17**

Sl. No.	Feedback Parameters	Responses (in terms of % of students)	
		Yes	No
1	Is it needed to add any content on curriculum?	0	100
2	If yes specify the content.	NA	
3	Is it needed to delete any content on curriculum?	0	100
4	If yes specify the content.	NA	

**Table 18**

Sl. No.	Feedback Parameters	Responses (in terms of % of students)					Avg	Rating
		1 (Poor)	2 (Fair)	3 (Good)	4 (Very Good)	5 (Excellent)		
5	Do you think this curriculum satisfy industry requirement?	0	0	0	85.71	14.28	4.16	Excellent
6	This curriculum is compatible with the latest technology?	0	0	0	57.14	42.85	4.44	Excellent
7	Are all the courses contribute to the knowledge and skill development?	0	0	0	74.28	25.71	4.27	Excellent
8	Percentage of the courses challenging and interesting	0	0	8.57	45.71	45.71	4.38	Excellent
9	Overall rating of the existing curriculum	0	0	0	68.57	31.43	4.33	Excellent

Note: \* Average score >4: Excellent; 4 >= average score >3: Very Good; 3 >= average score >2: Good

**Table 19: Action Taken based on Table 17 and Table 18**

Sl. No.	Feedback Parameters	Action Taken
1	Is it needed to add any content on curriculum?	100% students do not want to delete any course. Hence no action required.
2	If yes specify the content.	
3	Is it needed to delete any content on curriculum?	100% students do not want to delete any course. Hence no action required.
4	If yes specify the content.	
5	Do you think this curriculum satisfy industry requirement?	Around 85% students gave us a rating of 'Very Good' and rest as 'Excellent', resulting 4.16 out of a scale of 5. Therefore no actions are required.
6	This curriculum is compatible with the latest technology?	In this category also we have scored 'Excellent'. Hence no further action required.
7	Are all the courses contribute to the knowledge and skill development?	Almost 74% students have rated 'Very Good' and 25% students have given 'Excellent' rating. On an average the score has become 4.27 out of a scale of 5, which is 'Excellent'. As a result, no further action required.

  
 Coordinator, IQAC  
 Narula Institute of Technology  
 81, Nilgunj Road, Agarpara  
 Kolkata- 700109

  
 Principal  
**NARULA INSTITUTE OF TECHNOLOGY**  
 81, Nilguni Road, Kolkata



8	Percentage of the courses challenging and interesting	Around 8% students have given 'Good' rating against this parameter. But rest of the students' rate this as 'Very Good' or 'Excellent'. As a result, the score is 4.38 out of a scale of 5, which is 'Excellent'. Thus no action required.
9	Overall rating of the existing curriculum	All the students have given either Very Good' or 'Excellent' rating in this field, resulting 4.33 out of a 5 scale. Hence no further actions are required.

### **Stakeholder 2: Teacher**

The following summarized result has been generated from the Feedback Analysis report on Curriculum for Teachers for the academic year 2018-19.

The categorization of rating based on average score of different parameters is as follows: Excellent (5), Very Good (4), Good (3), Fair (2), and Poor (1). The results derived in terms of percentage of students with common views, average scores and rating are presented in **Table 20**.

**Table 20**

Sl. No.	Feedback Parameters	Responses (in terms of % of students)					Avg (out of scale 5)	Rating
		1 (Poor)	2 (Fair)	3 (Good)	4 (Very Good)	5 (Excellent)		
1	Curriculum and syllabus are need based	0	0	0	16.66	83.33	4.83	Excellent
2	How do you rate the ambience of the College for effective delivery of the academic process?	0	0	0	33.33	66.66	4.67	Excellent
3	Sufficient reference material/books are available in the library for the topics mentioned in the syllabus	0	0	0	8.33	91.66	4.92	Excellent
4	How do you rate the college activities that help your students in getting jobs and placements?	0	0	0	0	100	5	Excellent
5	The course content is updated and sufficient to bridge the gap between industry standards/current global scenario and academics.	0	0	0	8.33	91.66	4.92	Excellent
6	I am able to achieve the minimum required course outcome attainment level for my class.	0	0	0	16.66	83.33	4.83	Excellent
7	I have the freedom to propose/modify/suggest /incorporate new topics in the syllabus through proper forum.	0	0	0	8.33	91.66	4.92	Excellent

Note: \* Average score >4: Excellent; 4 >= average score >3: Very Good; 3 >= average score >2: Good

**Table 21: Action Taken based on Table 20**

Sl. No.	Feedback Parameters	Action Taken
1	Curriculum and syllabus are need based	Based on the Teachers feedback it is found that in all aspects Teachers have given on an average an 'Excellent' rating. Among the seven parameters, 100% Teachers have given a rate of 5 (out of 5) in 'college activities that help your students in getting jobs and placements' matter. This result showcase the positive activities of the Institute towards their students regarding the placement issues.
2	How do you rate the ambience of the College for effective delivery of the academic process?	
3	Sufficient reference material/books are available in the library for the topics mentioned in the syllabus	
4	How do you rate the college activities that help your students in getting jobs and placements?	
5	The course content is updated and sufficient to bridge the gap between industry standards/current global scenario and academics.	
6	I am able to achieve the minimum required course outcome attainment level for my class.	

  
 Coordinator, IQAC  
 Narula Institute of Technology  
 81, Nilgunj Road, Agarpara  
 Kolkata- 700109

  
 Principal  
**NARULA INSTITUTE OF TECHNOLOGY**  
 81, Nilgunj Road, Agarpara, Kel-109



7	I have the freedom to propose/modify/suggest /incorporate new topics in the syllabus through proper forum.	Seeing the teachers' faith and satisfaction about the Institute is encouraging and hence no action required.
---	--	--

### Stakeholder 3: Alumnae

The following summarized result has been generated from the Feedback Analysis report on Curriculum for Alumnae for the academic year 2018-19.

The categorization of rating based on average score of different parameters is as follows: Excellent (5), Very Good (4), Good (3), Fair (2), and Poor (1). The results derived in terms of percentage of students with common views, average scores and rating are presented in Table 22 and Table 23.

Table 22

Sl. No.	Feedback Parameters	Responses (in terms of % of students)	
		Yes	No
1	Is it needed to add any content on curriculum?	10	90
2	If yes specify the content.	Image Processing	67
		AI, IOT	33
3	Is it needed to delete any content on curriculum?	0	100
4	If yes specify the content.	NA	

Table 23

Sl. No.	Feedback Parameters	Responses (in terms of % of students)					Avg (out of scale 5)	Rating
		1 (Poor)	2 (Fair)	3 (Good)	4 (Very Good)	5 (Excellent)		
1	The curriculum and syllabus content were appropriate for my placement / higher education/ development	0	0	0	6.89	93.1	4.93	Excellent
2	The Institute/Faculty helped me in placement/higher education	0	0	0	20.69	79.31	4.79	Excellent

Note: \* Average score >4: Excellent; 4 >= average score >3: Very Good; 3 >= average score >2: Good

Table 24: Action Taken based on Table 22 and Table 23

Sl. No.	Feedback Parameters	Action Taken
1	Is it needed to add any content on curriculum?	10% students want to add new course. But the majority of the students not. Hence no action required.
2	If yes specify the content.	
3	Is it needed to delete any content on curriculum?	100% students do not want to delete any course. Hence no action required.
4	If yes specify the content.	
5	The curriculum and syllabus content were appropriate for my placement / higher education/ development	More than 90% students give us a rating of 5. As a whole, the department scored 4.93 out of a scale of 5, which is 'Excellent'. Hence no action required.
6	The Institute/Faculty helped me in placement/higher education	All the alumnae either provided 'very good' or 'excellent' faith on the Institute/Faculty for helping them in placement/higher education. As a whole the department scored 4.79 out of a scale of 5. Thus, no actions required.

  
Coordinator, IQAC  
Narula Institute of Technology  
81, Nilgunj Road, Agarpara  
Kolkata- 700109

  
Principal  
NARULA INSTITUTE OF TECHNOLOGY  
31, Nilguni Road, Agarpara, Kol-109 Page 11 of 34

## 4. Action Taken Report: Department of CE(B.Tech)

### Stakeholder 1: Student

The following summarized result has been generated from the Feedback Analysis report on Curriculum on Students for the academic year 2018-19.

The categorization of rating based on average score of different parameters is as follows: Excellent (5), Very Good (4), Good (3), Fair (2), and Poor (1). The results derived in terms of percentage of students with common views, average scores and rating are presented in *Table 25* and *Table 26*.

*Table 25*

Sl. No.	Feedback Parameters	Responses (in terms of % of students)	
		Yes	No
1	Is it needed to add any content on curriculum?	8	92
2	If yes specify the content.	<b>Advance Programming</b>	42.85
		<b>Advance Software</b>	42.85
		<b>Total Software</b>	14.28
3	Is it needed to delete any content on curriculum?	0	100
4	If yes specify the content.	NA	


*Table 26*

Sl. No.	Feedback Parameters	Responses (in terms of % of students)					Avg	Rating
		1 (Poor)	2 (Fair)	3 (Good)	4 (Very Good)	5 (Excellent)		
5	Do you think this curriculum satisfy industry requirement?	0	0	0	21.97	78	4.8	Excellent
6	This curriculum is compatible with the latest technology?	0	0	0	23.07	76.92	4.8	Excellent
7	Are all the courses contribute to the knowledge and skill development?	0	0	0	4.39	95.60	5	Excellent
8	Percentage of the courses challenging and interesting	0	0	0	17.58	82.42	4.8	Excellent
9	Curriculum and Syllabus are need based	0	0	0	15.38	84.62	4.8	Excellent
10	Overall rating of the existing curriculum	0	0	0	10.98	89	4.9	Excellent

Note: \* Average score >4: Excellent; 4 >= average score >3: Very Good; 3 >= average score >2: Good

*Table 27: Action Taken based on Table 25 and Table 26*

Sl. No.	Feedback Parameters	Action Taken
1	Is it needed to add any content on curriculum?	It is found that only 8% students want to add new content in the existing curriculum. Whereas, more than 90% students do not want to add. Hence no actions required.
2	If yes specify the content.	
3	Is it needed to delete any content on curriculum?	100% students do not want to delete any course. Hence no action required.
4	If yes specify the content.	

  
Coordinator, IQAC  
Narula Institute of Technology  
81, Nilgunj Road, Agarpara  
Kolkata - 700109

  
Principal  
NARULA INSTITUTE OF TECHNOLOGY  
81, Nilgunj Road, Agarpara, Kol-109



5	Do you think this curriculum satisfy industry requirement?	In all these parameters the students of CE have given more than 4.5 out of a scale of 5, which is 'Excellent'. This shows the immense confidence of the students on the various curriculum aspects. Therefore, no further actions are required.
6	This curriculum is compatible with the latest technology?	
7	Are all the courses contribute to the knowledge and skill development?	
8	Percentage of the courses challenging and interesting	
9	Curriculum and Syllabus are need based	
10	Overall rating of the existing curriculum	

### Stakeholder 2: Teacher

The following summarized result has been generated from the Feedback Analysis report on Curriculum for Teachers for the academic year 2018-19.

The categorization of rating based on average score of different parameters is as follows: Excellent (5), Very Good (4), Good (3), Fair (2), and Poor (1). The results derived in terms of percentage of students with common views, average scores and rating are presented in Table 28.

Table 28

Sl. No.	Feedback Parameters	Responses (in terms of % of students)					Avg (out of scale 5)	Rating
		1 (Poor)	2 (Fair)	3 (Good)	4 (Very Good)	5 (Excellent)		
1	Curriculum and syllabus are need based	0	0	0	0	100	5	Excellent
2	How do you rate the ambience of the College for effective delivery of the academic process?	0	0	0	40	60	4.6	Excellent
3	Sufficient reference material/books are available in the library for the topics mentioned in the syllabus	0	0	0	40	60	4.6	Excellent
4	How do you rate the college activities that help your students in getting jobs and placements?	0	0	0	100	0	4	Excellent
5	The course content is updated and sufficient to bridge the gap between industry standards/current global scenario and academics.	0	0	0	20	80	4.8	Excellent
6	I am able to achieve the minimum required course outcome attainment level for my class.	0	0	0	20	80	4.8	Excellent
7	I have the freedom to propose/modify/suggest /incorporate new topics in the syllabus through proper forum.	0	0	0	40	60	4.6	Excellent

Note: \* Average score >4: Excellent; 4>=average score>3: Very Good; 3>=average score>2: Good

Table 29: Action Taken based on Table 28

Sl. No.	Feedback Parameters	Action Taken
1	Curriculum and syllabus are need based	Based on the Teachers feedback it is found that in all aspects Teachers have given on an average an 'Excellent' rating. In all the seven parameters the average score is more than 4 out of a scale of 5. Hence no specific actions are required.
2	How do you rate the ambience of the College for effective delivery of the academic process?	
3	Sufficient reference material/books are available in the library for the topics mentioned in the syllabus	
4	How do you rate the college activities that help your students in getting jobs and placements?	
5	The course content is updated and sufficient to bridge the gap between industry standards/current global scenario and academics.	



6	I am able to achieve the minimum required course outcome attainment level for my class.	
7	I have the freedom to propose/modify/suggest /incorporate new topics in the syllabus through proper forum.	

### Stakeholder 3: Alumnae

The following summarized result has been generated from the Feedback Analysis report on Curriculum for Alumnae for the academic year 2018-19.

The categorization of rating based on average score of different parameters is as follows: Excellent (5), Very Good (4), Good (3), Fair (2), and Poor (1). The results derived in terms of percentage of students with common views, average scores and rating are presented in Table 30 and Table 31.

Table 30

Sl. No.	Feedback Parameters	Responses (in terms of % of students)	
		Yes	No
1	Is it needed to add any content on curriculum?	40	60
2	If yes specify the content.	Advance Programming & Advance Software	30
		Advance Software	40
		Advance Programming & Advance Software like ANSYS	30
3	Is it needed to delete any content on curriculum?	0	100
4	If yes specify the content.	NA	

Table 31


Sl. No.	Feedback Parameters	Responses (in terms of % of students)					Avg (out of scale 5)	Rating
		1 (Poor)	2 (Fair)	3 (Good)	4 (Very Good)	5 (Excellent)		
1	The curriculum and syllabus content were appropriate for my placement / higher education/ development	0	0	0	20	80	4.8	Excellent
2	The Institute/Faculty helped me in placement/higher education	0	0	0	60	40	4.4	Excellent

Note:\* Average score>4: Excellent; 4>=average score>3: Very Good; 3>=average score>2: Good

Table 32: Action Taken based on Table 30 and Table 31

Sl. No.	Feedback Parameters	Action Taken
1	Is it needed to add any content on curriculum?	It is found that 40% students want to add new content in the existing curriculum. Hence Advance Programming and Advance Software can be considered as an inclusion to the upcoming regulation.
2	If yes specify the content.	
3	Is it needed to delete any content on curriculum?	100% students do not want to delete any course. Hence no action required.
4	If yes specify the content.	
5	The curriculum and syllabus content were appropriate for my placement / higher education/ development	Almost all Alumnae rated with more than 4.5 out of 5 scale. This figure shows immense pleasure of our ex-students towards the curriculum structure of the department.
6	The Institute/Faculty helped me in placement/higher education	

The overall feedback report on Curriculum for the department of CE is positive.

  
 Coordinator, IQAC  
 Narula Institute of Technology  
 81, Nilgunj Road, Agarpara  
 Kolkata - 700009

  
 Principal  
**NARULA INSTITUTE OF TECHNOLOGY**  
 81, Nilgunj Road, Agarpara, Kol-109



## 5. Action Taken Report: Department of EE(B.Tech)

### Stakeholder 1: Student

The following summarized result has been generated from the Feedback Analysis report on Curriculum on Students for the academic year 2018-19.

The categorization of rating based on average score of different parameters is as follows: Excellent (5), Very Good (4), Good (3), Fair (2), and Poor (1). The results derived in terms of percentage of students with common views, average scores and rating are presented in *Table 33* and *Table 34*.

**Table 33**

Sl. No.	Feedback Parameters	Responses (in terms of % of students)	
		Yes	No
1	Is it needed to add any content on curriculum?	50	50
2	If yes specify the content.	<b>Python Programing</b>	21
		<b>Robotics</b>	8.6
		<b>None</b>	70.4
3	Is it needed to delete any content on curriculum?	0	100
4	If yes specify the content.	NA	


**Table 34**

Sl. No.	Feedback Parameters	Responses (in terms of % of students)					Avg	Rating
		1 (Poor)	2 (Fair)	3 (Good)	4 (Very Good)	5 (Excellent)		
5	Do you think this curriculum satisfy industry requirement?	0	0	0	12.4	87.6	4.8	Excellent
6	This curriculum is compatible with the latest technology?	0	0	0	14.8	85.2	4.8	Excellent
7	Are all the courses contribute to the knowledge and skill development?	0	0	0	4.9	95.1	4.9	Excellent
8	Percentage of the courses challenging and interesting	0	0	1.2	9.9	88.9	4.8	Excellent
9	Curriculum and Syllabus are need based	0	0	0	4.9	95.1	4.9	Excellent
10	Overall rating of the existing curriculum	0	0	0	9.9	90.1	4.9	Excellent

Note: \* Average score > 4: Excellent; 4 >= average score > 3: Very Good; 3 >= average score > 2: Good

**Table 35: Action Taken based on Table 33 and Table 34**

Sl. No.	Feedback Parameters	Action Taken
1	Is it needed to add any content on curriculum?	It is found that 50% students want to add new content in the existing curriculum. Hence, the suggested subjects can be considered for the inclusion of the upcoming regulations.
2	If yes specify the content.	
3	Is it needed to delete any content on curriculum?	100% students do not want to delete any course. Hence no action required.
4	If yes specify the content.	

  
Coordinator, IQAC  
Narula Institute of Technology  
81, Nilgunj Road, Agarpara  
Kolkata - 700109

  
Principal  
**NARULA INSTITUTE OF TECHNOLOGY**  
81, Nilgunj Road, Agarpara, Kol-109



5	Do you think this curriculum satisfy industry requirement?	In all these parameters the students of EE department have given more than 4.5 out of a scale of 5, which is 'Excellent'. This shows the immense confidence of the students on the various curriculum aspects. Therefore, no further actions are required.
6	This curriculum is compatible with the latest technology?	
7	Are all the courses contribute to the knowledge and skill development?	
8	Percentage of the courses challenging and interesting	
9	Curriculum and Syllabus are need based	
10	Overall rating of the existing curriculum	

### Stakeholder 2: Teacher

The following summarized result has been generated from the Feedback Analysis report on Curriculum for Teachers for the academic year 2018-19.

The categorization of rating based on average score of different parameters is as follows: Excellent (5), Very Good (4), Good (3), Fair (2), and Poor (1). The results derived in terms of percentage of students with common views, average scores and rating are presented in Table 36.

Table 36

Sl. No.	Feedback Parameters	Responses (in terms of % of students)					Avg (out of scale 5)	Rating
		1 (Poor)	2 (Fair)	3 (Good)	4 (Very Good)	5 (Excellent)		
1	Curriculum and syllabus are need based	0	0	0	20	80	4.8	Excellent
2	How do you rate the ambience of the College for effective delivery of the academic process?	0	0	6.7	26.7	66.7	4.6	Excellent
3	Sufficient reference material/books are available in the library for the topics mentioned in the syllabus	0	0	6.7	20	73.3	4.6	Excellent
4	How do you rate the college activities that help your students in getting jobs and placements?	0	0	0	13.3	86.7	4.8	Excellent
5	The course content is updated and sufficient to bridge the gap between industry standards/current global scenario and academics.	0	0	13.3	53.3	33.3	4.2	Excellent
6	I am able to achieve the minimum required course outcome attainment level for my class.	0	0	0	13.3	86.7	4.8	Excellent
7	I have the freedom to propose/modify/suggest /incorporate new topics in the syllabus through proper forum.	0	0	0	0	100	5	Excellent

Note: \* Average score >4: Excellent; 4=>average score >3: Very Good; 3=>average score >2: Good

Table 37: Action Taken based on Table 36

Sl. No.	Feedback Parameters	Action Taken
1	Curriculum and syllabus are need based	Based on the Teachers feedback it is found that in all aspects Teachers have given on an average an 'Excellent' rating. In all the seven parameters the average score is more than 4 out of a scale of 5. Hence no specific actions are required.
2	How do you rate the ambience of the College for effective delivery of the academic process?	
3	Sufficient reference material/books are available in the library for the topics mentioned in the syllabus	
4	How do you rate the college activities that help your students in getting jobs and placements?	
5	The course content is updated and sufficient to bridge the gap between industry standards/current global scenario and academics.	

Coordinator, IQAC  
Narula Institute of Technology  
81, Nilgunj Road, Agarpara  
Kolkata - 700109

*J. Ghosh*

*[Signature]*  
Principal

NARULA INSTITUTE OF TECHNOLOGY  
81, Nilgunj Road, Agarpara, Kol-109



6	I am able to achieve the minimum required course outcome attainment level for my class.	
7	I have the freedom to propose/modify/suggest /incorporate new topics in the syllabus through proper forum.	

### **Stakeholder 3: Alumnae**

The following summarized result has been generated from the Feedback Analysis report on Curriculum for Alumnae for the academic year 2018-19.

The categorization of rating based on average score of different parameters is as follows: Excellent (5), Very Good (4), Good (3), Fair (2), and Poor (1). The results derived in terms of percentage of students with common views, average scores and rating are presented in Table 38 and Table 39.

**Table 38**

Sl. No.	Feedback Parameters	Responses (in terms of % of students)	
		Yes	No
1	Is it needed to add any content on curriculum?	55.6	44.4
2	If yes specify the content.	<b>Distributed Communication System</b>	20
		<b>Python Programing</b>	50
		<b>Robotics</b>	30
3	Is it needed to delete any content on curriculum?	0	100
4	If yes specify the content.	NA	

**Table 39**


Sl. No.	Feedback Parameters	Responses (in terms of % of students)					Avg (out of scale 5)	Rating
		1 (Poor)	2 (Fair)	3 (Good)	4 (Very Good)	5 (Excellent)		
1	The curriculum and syllabus content were appropriate for my placement / higher education/ development	0	0	0	5.56	94.4	4.9	Excellent
2	The Institute/Faculty helped me in placement/higher education	0	0	0	11.1	88.9	4.8	Excellent

Note: \* Average score >4: Excellent; 4 >= average score >3: Very Good; 3 >= average score >2: Good

**Table 40: Action Taken based on Table 38 and Table 39**

Sl. No.	Feedback Parameters	Action Taken
1	Is it needed to add any content on curriculum?	It is found that more than 50% students want to add new content in the existing curriculum. Hence Distributed Communication System, Python programming, Robotics can be considered as an inclusion to the upcoming regulation.
2	If yes specify the content.	
3	Is it needed to delete any content on curriculum?	100% students do not want to delete any course. Hence no action required.
4	If yes specify the content.	
5	The curriculum and syllabus content were appropriate for my placement / higher education/ development	Almost all Alumnae rated with more than 4.5 out of 5 scale. This figure shows immense pleasure of the alumnae towards the curriculum structure and the cooperation from the Teachers and the Institute.
6	The Institute/Faculty helped me in placement/higher education	

The overall feedback report on Curriculum for the department of EE is positive.

  
 Coordinator, IQAC  
 Narula Institute of Technology  
 81, Nilguri Road, Agarpara  
 Kolkata-700017

  
 Principal  
**NARULA INSTITUTE OF TECHNOLOGY**  
 81, Nilguri Road, Agarpara, Kol-109

## 6. Action Taken Report: Department of EIE

### Stakeholder 1: Student

The following summarized result has been generated from the Feedback Analysis report on Curriculum on Students for the academic year 2018-19.

The categorization of rating based on average score of different parameters is as follows: Excellent (5), Very Good (4), Good (3), Fair (2), and Poor (1). The results derived in terms of percentage of students with common views, average scores and rating are presented in *Table 41* and *Table 42*.

**Table 41**

Sl. No.	Feedback Parameters	Responses (in terms of % of students)	
		Yes	No
1	Is it needed to add any content on curriculum?	30	70
2	If yes specify the content.	<b>Robotics</b>	50
		<b>Mechatronics</b>	25
		<b>Quantum Computing</b>	25
3	Is it needed to delete any content on curriculum?	0	100
4	If yes specify the content.	NA	


**Table 42**

Sl. No.	Feedback Parameters	Responses (in terms of % of students)					Avg	Rating
		1 (Poor)	2 (Fair)	3 (Good)	4 (Very Good)	5 (Excellent)		
5	Do you think this curriculum satisfy industry requirement?	0	0	0	10	90	4.9	Excellent
6	This curriculum is compatible with the latest technology?	0	0	0	30	70	4.7	Excellent
7	Are all the courses contribute to the knowledge and skill development?	0	0	0	0	100	5	Excellent
8	Percentage of the courses challenging and interesting	0	0	0	30	70	4.7	Excellent
9	Curriculum and Syllabus are need based	0	0	0	10	90	4.9	Excellent
10	Overall rating of the existing curriculum	0	0	30	30	40	4.1	Excellent

Note: \* Average score > 4: Excellent; 4 >= average score > 3: Very Good; 3 >= average score > 2: Good

**Table 43: Action Taken based on Table 41 and Table 42**

Sl. No.	Feedback Parameters	Action Taken
1	Is it needed to add any content on curriculum?	It is found that 30% students have given their consent to add new content in the existing curriculum. Hence, the suggested subjects can be considered for the inclusion of the upcoming regulations. But it is found that some of these subjects have been already included in R-18 curriculum, which has been formed recently. As these students have followed R-16 curriculum, they are not aware of it. Hence, no further actions are required.
2	If yes specify the content.	

  
Coordinator, IQAC  
Narula Institute of Technology  
81, Nilgunj Road, Agarpara  
Kolkata - 700029

  
Principal  
**NARULA INSTITUTE OF TECHNOLOGY**  
81, Nilgunj Road, Agarpara, Kol-10



3	Is it needed to delete any content on curriculum?	100% students do not want to delete any course. Hence no action required.
4	If yes specify the content.	
5	Do you think this curriculum satisfy industry requirement?	In all these parameters the students of EE department have given more than 4 out of a scale of 5, which is 'Excellent'. This shows the immense confidence of the students on the various curriculum aspects. Therefore, no further actions are required.
6	This curriculum is compatible with the latest technology?	
7	Are all the courses contribute to the knowledge and skill development?	
8	Percentage of the courses challenging and interesting	
9	Curriculum and Syllabus are need based	
10	Overall rating of the existing curriculum	

### Stakeholder 2: Teacher EIE

The following summarized result has been generated from the Feedback Analysis report on Curriculum for Teachers for the academic year 2018-19.

The categorization of rating based on average score of different parameters is as follows: Excellent (5), Very Good (4), Good (3), Fair (2), and Poor (1). The results derived in terms of percentage of students with common views, average scores and rating are presented in Table 44.

Table 44

Sl. No.	Feedback Parameters	Responses (in terms of % of students)					Avg (out of scale 5)	Rating
		1 (Poor)	2 (Fair)	3 (Good)	4 (Very Good)	5 (Excellent)		
1	Curriculum and syllabus are need based	0	0	0	0	100	5	Excellent
2	How do you rate the ambience of the College for effective delivery of the academic process?	0	0	0	20	60	4.6	Excellent
3	Sufficient reference material/books are available in the library for the topics mentioned in the syllabus	0	0	0	40	60	4.6	Excellent
4	How do you rate the college activities that help your students in getting jobs and placements?	0	0	0	20	80	4.8	Excellent
5	The course content is updated and sufficient to bridge the gap between industry standards/current global scenario and academics.	0	0	0	80	20	4.2	Excellent
6	I am able to achieve the minimum required course outcome attainment level for my class.	0	0	0	40	60	4.6	Excellent
7	I have the freedom to propose/modify/suggest /incorporate new topics in the syllabus through proper forum.	0	0	0	40	60	4.6	Excellent

Note: \* Average score >4: Excellent; 4 >= average score >3: Very Good; 3 >= average score >2: Good

Table 45: Action Taken based on Table 44

Sl. No.	Feedback Parameters	Action Taken
1	Curriculum and syllabus are need based	Based on the Teachers feedback it is found that in all aspects Teachers have given on an average an 'Excellent' rating. In all the seven parameters the average score is more than 4
2	How do you rate the ambience of the College for effective delivery of the academic process?	
3	Sufficient reference material/books are available in the library for the topics mentioned in the syllabus	



4	How do you rate the college activities that help your students in getting jobs and placements?	out of a scale of 5. Hence no specific actions are required.
5	The course content is updated and sufficient to bridge the gap between industry standards/current global scenario and academics.	
6	I am able to achieve the minimum required course outcome attainment level for my class.	
7	I have the freedom to propose/modify/suggest /incorporate new topics in the syllabus through proper forum.	

**Stakeholder 3: Alumnae EIE**

The following summarized result has been generated from the Feedback Analysis report on Curriculum for Alumnae for the academic year 2018-19.

The categorization of rating based on average score of different parameters is as follows: Excellent (5), Very Good (4), Good (3), Fair (2), and Poor (1). The results derived in terms of percentage of students with common views, average scores and rating are presented in Table 46 and Table 47.

Table 46

Sl. No.	Feedback Parameters	Responses (in terms of % of students)	
		Yes	No
1	Is it needed to add any content on curriculum?	50	50
2	If yes specify the content.	Mechatronics	40
		Quantum Computing	60
3	Is it needed to delete any content on curriculum?	0	100
4	If yes specify the content.	NA	

Table 47

Sl. No.	Feedback Parameters	Responses (in terms of % of students)					Avg (out of scale 5)	Rating
		1 (Poor)	2 (Fair)	3 (Good)	4 (Very Good)	5 (Excellent)		
1	The curriculum and syllabus content were appropriate for my placement / higher education/ development	0	0	20	50	30	4.1	Excellent
2	The Institute/Faculty helped me in placement/higher education	0	0	0	40	60	4.4	Excellent

Note: \* Average score >4: Excellent; 4 >= average score >3: Very Good; 3 >= average score >2: Good

Table 48: Action Taken based on Table 46 and Table 47

Sl. No.	Feedback Parameters	Action Taken
1	Is it needed to add any content on curriculum?	It is found that 50% students want to add new content in the existing curriculum. It is noted that Mechatronics and Quantum Computing needs be considered as an inclusion to the upcoming regulation. However, it must be taken care, whether the said subjects have been included in the R-18 curriculum or not. As, R-18 curriculum has been formed recently, these subjects were suggested by the different stakeholders in the previous years too. If these are included already, no further action is required.
2	If yes specify the content.	
3	Is it needed to delete any content on curriculum?	100% students do not want to delete any course. Hence no action required.
4	If yes specify the content.	
5	The curriculum and syllabus content were appropriate for my placement / higher education/ development	On an average all the students have given us a rating of more than 4 out of 5. As a whole, the department scored 4.1, which is 'Excellent'. Hence no action required.
6	The Institute/Faculty helped me in placement/higher education	More than 90% students agrees this statement. Thus the strong bonding of the Teacher-Student relationship is reflected and no action required.

The overall feedback report on Curriculum for the department of EIE is positive.



## 7. Action Taken Report: Department of ME

### Stakeholder 1: Student

The following summarized result has been generated from the Feedback Analysis report on Curriculum on Students for the academic year 2018-19.

The categorization of rating based on average score of different parameters is as follows: Excellent (5), Very Good (4), Good (3), Fair (2), and Poor (1). The results derived in terms of percentage of students with common views, average scores and rating are presented in *Table 49* and *Table 50*.

*Table 49*

Sl. No.	Feedback Parameters	Responses (in terms of % of students)	
		Yes	No
1	Is it needed to add any content on curriculum?	20	80
2	If yes specify the content.	Printing Technology	17
		3D Simulation	17
		Electrical Vehicles	33
		3D Printing	16
3	Is it needed to delete any content on curriculum?	0	100
4	If yes specify the content.	NA	

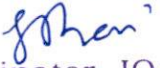
*Table 50*

Sl. No.	Feedback Parameters	Responses (in terms of % of students)					Avg	Rating
		1 (Poor)	2 (Fair)	3 (Good)	4 (Very Good)	5 (Excellent)		
5	Do you think this curriculum satisfy industry requirement?	0	0	15	85	0	3.85	Very Good
6	This curriculum is compatible with the latest technology?	0	5	5	80	10	3.95	Very Good
7	Are all the courses contribute to the knowledge and skill development?	0	5	10	85	0	3.8	Very Good
8	Percentage of the courses challenging and interesting	0	90	0	5	5	2.25	Good
9	Curriculum and Syllabus are need based	0	15	60	15	10	3.2	Very Good
10	Overall rating of the existing curriculum	0	15	55	10	20	3.35	Very Good

Note: \* Average score >4: Excellent; 4=>average score >3: Very Good; 3=>average score >2: Good

*Table 51: Action Taken based on Table 49 and Table 50*

Sl. No.	Feedback Parameters	Action Taken
1	Is it needed to add any content on curriculum?	It is found that around 20% students want to add new content in the existing curriculum. Whereas, rest of the students do not want to add. Hence no actions required.
2	If yes specify the content.	But it may be noted that most of these students are following R-16 curriculum. The recommended subjects by few students are on recent market trends and should be considered for inclusion in the upcoming regulations.

  
 Coordinator, IQAC  
 Narula Institute of Technology  
 81, Nilgunj Road, Agarpara  
 Kolkata- 700109

  
 Principal  
 NARULA INSTITUTE OF TECHNOLOGY  
 81, Nilgunj Road, Agarpara, Kol-109



		But it is noted that those have been included already in the R-18 regulations. Which has not been done yet, may be planned for inclusion in the upcoming regulations.
3	Is it needed to delete any content on curriculum?	100% students do not want to delete any course. Hence no action required.
4	If yes specify the content.	
5	Do you think this curriculum satisfy industry requirement?	In all these parameters the students of ME have given more than 3 out of a scale of 5, which is 'Very Good'. In one parameter the department scored 'Good'. But in none of the aspect, the score has been reached to 'Excellent'. Hence, formation of syllabus is required. It may be also noted that, as most of these students are following R-16 curriculum, the said subjects for inclusion are not existed in their curriculum. But, some of them have been already included in R-18 curriculum.
6	This curriculum is compatible with the latest technology?	
7	Are all the courses contribute to the knowledge and skill development?	
8	Percentage of the courses challenging and interesting	
9	Curriculum and Syllabus are need based	
10	Overall rating of the existing curriculum	

### Stakeholder 2: Teacher

The following summarized result has been generated from the Feedback Analysis report on Curriculum for Teachers for the academic year 2018-19.

The categorization of rating based on average score of different parameters is as follows: Excellent (5), Very Good (4), Good (3), Fair (2), and Poor (1). The results derived in terms of percentage of students with common views, average scores and rating are presented in Table 52.


Table 52

Sl. No.	Feedback Parameters	Responses (in terms of % of students)					Avg (out of scale 5)	Rating
		1 (Poor)	2 (Fair)	3 (Good)	4 (Very Good)	5 (Excellent)		
1	Curriculum and syllabus are need based	0	0	33.33	55.55	11.11	3.55	Very Good
2	How do you rate the ambience of the College for effective delivery of the academic process?	0	0	11.11	77.77	11.11	4	Very Good
3	Sufficient reference material/books are available in the library for the topics mentioned in the syllabus	0	0	55.55	33.33	11.11	3.55	Very Good
4	How do you rate the college activities that help your students in getting jobs and placements?	0	0	66.6	22.2	11.1	3.44	Very Good
5	The course content is updated and sufficient to bridge the gap between industry standards/current global scenario and academics.	0	0	55.5	44.4	0	3.44	Very Good
6	I am able to achieve the minimum required course outcome attainment level for my class.	0	0	0	0	100	5	Excellent
7	I have the freedom to propose/modify/suggest /incorporate new topics in the syllabus through proper forum.	0	0	0	0	100	5	Excellent

Note: \* Average score > 4: Excellent; 4 >= average score > 3: Very Good; 3 >= average score > 2: Good

Table 53: Action Taken based on Table 52

Sl. No.	Feedback Parameters	Action Taken
1	Curriculum and syllabus are need based	Based on the Teachers feedback it is found that almost in all aspects Teachers have given on an average a 'Very Good' rating and in the last two aspects they have given 'Excellent' rating. Taking care of their
2	How do you rate the ambience of the College for effective delivery of the academic process?	
3	Sufficient reference material/books are available in the library for the topics mentioned in the syllabus	

  
Coordinator, IQAC  
Narula Institute of Technology  
81, Nilgunj Road, Agarpara  
Kolkata- 700109

  
Principal  
NARULA INSTITUTE OF TECHNOLOGY  
81, Nilgunj Road, Agarpara, Kol-109



4	How do you rate the college activities that help your students in getting jobs and placements?	valuable suggestions, we are on the way to frame R-21 regulations.
5	The course content is updated and sufficient to bridge the gap between industry standards/current global scenario and academics.	
6	I am able to achieve the minimum required course outcome attainment level for my class.	
7	I have the freedom to propose/modify/suggest /incorporate new topics in the syllabus through proper forum.	

### Stakeholder 3: Alumnae

The following summarized result has been generated from the Feedback Analysis report on Curriculum for Alumnae for the academic year 2018-19.

The categorization of rating based on average score of different parameters is as follows: Excellent (5), Very Good (4), Good (3), Fair (2), and Poor (1). The results derived in terms of percentage of students with common views, average scores and rating are presented in Table 54 and Table 55.

Table 54

Sl. No.	Feedback Parameters	Responses (in terms of % of students)	
		Yes	No
1	Is it needed to add any content on curriculum?	21.43	78.57
2	If yes specify the content.	Electrical Vehicles	33.33
		3D Printing	33.33
		Design Lab	33.33
3	Is it needed to delete any content on curriculum?	0	100
4	If yes specify the content.	NA	

Table 55

Sl. No.	Feedback Parameters	Responses (in terms of % of students)					Avg (out of scale 5)	Rating
		1 (Poor)	2 (Fair)	3 (Good)	4 (Very Good)	5 (Excellent)		
1	The curriculum and syllabus content were appropriate for my placement / higher education/ development	0	7.14	35.71	43.75	7.14	3.57	Very Good
2	The Institute/Faculty helped me in placement/higher education	0	7.14	14.29	56.25	14.28	3.86	Very Good

Note:\* Average score >4: Excellent; 4 >= average score >3: Very Good; 3 >= average score >2: Good

Table 56: Action Taken based on Table 54 and Table 55

Sl. No.	Feedback Parameters	Action Taken
1	Is it needed to add any content on curriculum?	It is found that more than 20% students want to add new content in the existing curriculum. Thus it is noted that Electrical Vehicles, 3D printing etc. can be considered as an inclusion to the upcoming regulation.
2	If yes specify the content.	
3	Is it needed to delete any content on curriculum?	100% students do not want to delete any course. Hence no action required.
4	If yes specify the content.	
5	The curriculum and syllabus content were appropriate for my placement / higher education/ development	More than 30% students give us a rating of 'Good', around 40% 'Very Good' and around 7% students as 'Excellent'. As a whole, the department scored 3.57 out of a scale of 5, which is 'Very Good'. Hence reframing of the curriculum is required. But already R-18 curriculum has been formed based on the earlier feedbacks. Hence, it is expected to receive better responses in near future.
6	The Institute/Faculty helped me in placement/higher education	As almost 70% students awarded 'Very Good' and 'Excellent' in this domain, the department has scored 3.86 out of a 5 scale, which is 'Very Good'. Hence it is encouraging.

The overall feedback report on Curriculum for the department of ME leads to the modifications of some of the syllabus in upcoming regulations.



## 8. Action Taken Report: Department of CSE(M.Tech)

### Stakeholder 1: Student

The following summarized result has been generated from the Feedback Analysis report on Curriculum on Students for the academic year 2018-19.

The categorization of rating based on average score of different parameters is as follows: Excellent (5), Very Good (4), Good (3), Fair (2), and Poor (1). The results derived in terms of percentage of students with common views, average scores and rating are presented in *Table 57* and *Table 58*.

**Table 57**

Sl. No.	Feedback Parameters	Responses (in terms of % of students)	
		Yes	No
1	Is it needed to add any content on curriculum?	30	70
2	If yes specify the content.	Wireless Sensor Network	66.67
		Data Science	33.33
3	Is it needed to delete any content on curriculum?	0	100
4	If yes specify the content.	NA	

**Table 58**

Sl. No.	Feedback Parameters	Responses (in terms of % of students)					Avg	Rating
		1 (Poor)	2 (Fair)	3 (Good)	4 (Very Good)	5 (Excellent)		
5	Do you think this curriculum satisfy industry requirement?	0	0	10	0	90	4.8	Excellent
6	This curriculum is compatible with the latest technology?	0	0	0	20	80	4.8	Excellent
7	Are all the courses contribute to the knowledge and skill development?	0	0	0	10	90	4.9	Excellent
8	Percentage of the courses challenging and interesting	0	0	0	0	100	5	Excellent
9	Curriculum and Syllabus are need based	0	0	0	0	100	5	Excellent
10	Overall rating of the existing curriculum	0	0	0	20	80	4.8	Excellent

Note: \* Average score >4: Excellent; 4 >= average score >3: Very Good; 3 >= average score >2: Good

**Table 59: Actions Taken based on Table 57 and Table 58**

Sl. No.	Feedback Parameters	Action Taken
1	Is it needed to add any content on curriculum?	It is found that 30% students want to add new content in the existing curriculum. Whereas, around 70% students do not want to add. But, while considering those 30% students, it is found that they want to add Wireless Sensor Network, Data Science as a new inclusion.
2	If yes specify the content.	It must be noted that, these students have followed R-16 curriculum and in the previous year's feedback also we have got the aforementioned subjects from different students. As a result, some of these subjects has been included in the newly formed R-19 curriculum. Hence no action required.



3	Is it needed to delete any content on curriculum?	100% students do not want to delete any course. Hence no action required.
4	If yes specify the content.	
5	Do you think this curriculum satisfy industry requirement?	More than 90% students give us a rating of 'Excellent'. Hence no action required.
6	This curriculum is compatible with the latest technology?	In this category also we have scored 'Excellent'. Hence no further action required.
7	Are all the courses contribute to the knowledge and skill development?	More than 90% students have given 'Excellent' rating. As a result, no further action required.
8	Percentage of the courses challenging and interesting	100% students have given 5 out of a scale of 5, which is 'Excellent'. Hence no actions required.
9	Curriculum and Syllabus are need based	
10	Overall rating of the existing curriculum	Almost 80% students have given 'Excellent' rating in this field.

### Stakeholder 2: Teacher

The following summarized result has been generated from the Feedback Analysis report on Curriculum for Teachers for the academic year 2018-19.

The categorization of rating based on average score of different parameters is as follows: Excellent (5), Very Good (4), Good (3), Fair (2), and Poor (1). The results derived in terms of percentage of students with common views, average scores and rating are presented in Table 60.


Table 60


Sl. No.	Feedback Parameters	Responses (in terms of % of students)					Avg (out of scale 5)	Rating
		1 (Poor)	2 (Fair)	3 (Good)	4 (Very Good)	5 (Excellent)		
1	Curriculum and syllabus are need based	0	0	0	25	75	4.75	Excellent
2	How do you rate the ambience of the College for effective delivery of the academic process?	0	0	0	0	100	5	Excellent
3	Sufficient reference material/books are available in the library for the topics mentioned in the syllabus	0	0	0	0	100	5	Excellent
4	How do you rate the college activities that help your students in getting jobs and placements?	0	0	0	8.33	91.67	4.92	Excellent
5	The course content is updated and sufficient to bridge the gap between industry standards/current global scenario and academics.	0	0	0	8.33	91.67	4.92	Excellent
6	I am able to achieve the minimum required course outcome attainment level for my class.	0	0	0	0	100	5	Excellent
7	I have the freedom to propose/modify/suggest /incorporate new topics in the syllabus through proper forum.	0	0	0	0	100	5	Excellent

Note: \* Average score >4: Excellent; 4 >= average score >3: Very Good; 3 >= average score >2: Good

Table 61: Actions Taken based on Table 60

Sl. No.	Feedback Parameters	Action Taken
1	Curriculum and syllabus are need based	Based on the Teachers feedback it is found that in all aspects Teachers have given on an average an 'Excellent' rating. Among the seven parameters, 'ambience of the
2	How do you rate the ambience of the College for effective delivery of the academic process?	

  
Coordinator, IQAC  
Narula Institute of Technology  
81, Nilgunj Road, Agarpara  
Kolkata - 700 109

  
Principal  
NARULA INSTITUTE OF TECHNOLOGY  
81, Nilgunj Road, Agarpara, Kol-109



3	Sufficient reference material/books are available in the library for the topics mentioned in the syllabus	college for effective delivery of the academic process', 'Sufficient reference material/books are available in the library for the topics mentioned in the syllabus', 'I am able to achieve the minimum required course outcome attainment level for my class', and 'I have the freedom to propose/modify/suggest /incorporate new topics in the syllabus through proper forum', 100% teachers have given a rating of 5 out of 5 scale. This shows the teachers' faith and satisfaction about the Institute. Indeed it is encouraging and hence no action required.
4	How do you rate the college activities that help your students in getting jobs and placements?	
5	The course content is updated and sufficient to bridge the gap between industry standards/current global scenario and academics.	
6	I am able to achieve the minimum required course outcome attainment level for my class.	
7	I have the freedom to propose/modify/suggest /incorporate new topics in the syllabus through proper forum.	

### Stakeholder 3: Alumnae

The following summarized result has been generated from the Feedback Analysis report on Curriculum for Alumnae for the academic year 2018-19.

The categorization of rating based on average score of different parameters is as follows: Excellent (5), Very Good (4), Good (3), Fair (2), and Poor (1). The results derived in terms of percentage of students with common views, average scores and rating are presented in Table 62 and Table 63.

Table 62

Sl. No.	Feedback Parameters	Responses (in terms of % of students)	
		Yes	No
1	Is it needed to add any content on curriculum?	60	40
2	If yes specify the content.	Data Science as Elective	50
		Wireless Sensor Network as Elective	33.33
		Information Theory and Coding as Elective	16.67
3	Is it needed to delete any content on curriculum?	0	100
4	If yes specify the content.	NA	


Table 63

Sl. No.	Feedback Parameters	Responses (in terms of % of students)					Avg (out of scale 5)	Rating
		1 (Poor)	2 (Fair)	3 (Good)	4 (Very Good)	5 (Excellent)		
1	The curriculum and syllabus content were appropriate for my placement / higher education/ development	0	0	0	40	60	4.5	Excellent
2	The Institute/Faculty helped me in placement/higher education	0	0	0	0	100	5	Excellent

Note: \* Average score > 4: Excellent; 4 >= average score > 3: Very Good; 3 >= average score > 2: Good

Table 64: Actions Taken based on Table 62 and Table 63.

Sl. No.	Feedback Parameters	Action Taken
1	Is it needed to add any content on curriculum?	It is found that 60% students want to add new content in the existing curriculum. Definitely this is an alarming message to all of us. Hence reframing of the existing curriculum is required. But it may be noted that, already R-19 has been formed and some of these subjects have been included there based on the previous years'
2	If yes specify the content.	

  
Coordinator, IQAC  
Narula Institute of Technology  
81, Nilgunj Road, Agarpara  
Kolkata- 700109

  
Principal  
NARULA INSTITUTE OF TECHNOLOGY  
81, Nilgunj Road, Agarpara, Kol-106



		feedbacks from different stakeholders. Hence no further action is required.
3	Is it needed to delete any content on curriculum?	100% students do not want to delete any course. Hence no action required.
4	If yes specify the content.	
5	The curriculum and syllabus content were appropriate for my placement / higher education/ development	60% students give us a rating of 5 and 40% as 4. As a whole, the department scored 4.5 out of a scale of 5, which is 'Excellent'. Hence no action required.
6	The Institute/Faculty helped me in placement/higher education	Getting a rating of 5 from 100% students shows the strong bonding of the Teacher-Student relationship of the department.

The overall feedback report on Curriculum for the department of CSE is encouraging.



Coordinator, IQAC  
Narula Institute of Technology  
81, Nilgunj Road, Agarpara  
Kolkata- 700109



Principal  
**NARULA INSTITUTE OF TECHNOLOGY**  
81, Nilgunj Road, Agarpara, Kol-109

## 9. Action Taken Report: Department of ECE(M.Tech)

### Stakeholder 1: Student

The following summarized result has been generated from the Feedback Analysis report on Curriculum on Students for the academic year 2018-19.

The categorization of rating based on average score of different parameters is as follows: Excellent (5), Very Good (4), Good (3), Fair (2), and Poor (1). The results derived in terms of percentage of students with common views, average scores and rating are presented in *Table 65* and *Table 66*.

**Table 65**

Sl. No.	Feedback Parameters	Responses (in terms of % of students)	
		Yes	No
1	Is it needed to add any content on curriculum?	0	100
2	If yes specify the content.	NA	
3	Is it needed to delete any content on curriculum?	0	100
4	If yes specify the content.	NA	

**Table 66**

Sl. No.	Feedback Parameters	Responses (in terms of % of students)					Avg	Rating
		1 (Poor)	2 (Fair)	3 (Good)	4 (Very Good)	5 (Excellent)		
5	Do you think this curriculum satisfy industry requirement?	0	0	0	33.3	66.6	4.6	Excellent
6	This curriculum is compatible with the latest technology?	0	0	0	11.1	88.8	4.8	Excellent
7	Are all the courses contribute to the knowledge and skill development?	0	0	0	11.1	88.8	4.8	Excellent
8	Percentage of the courses challenging and interesting	0	0	0	22.2	77.7	4.7	Excellent
9	Curriculum and Syllabus are need based	0	0	0	11.1	88.8	4.8	Excellent
10	Overall rating of the existing curriculum	0	0	0	22.2	77.7	4.7	Excellent

Note: \* Average score > 4: Excellent; 4 >= average score > 3: Very Good; 3 >= average score > 2: Good

**Table 67: Actions Taken based on Table 1 and Table 2**

Sl. No.	Feedback Parameters	Action Taken
1	Is it needed to add any content on curriculum?	It is found that No students want to add any new content. Hence no action is required.
2	If yes specify the content.	
3	Is it needed to delete any content on curriculum?	100% students do not want to delete any course. Hence no action required.
4	If yes specify the content.	
5	Do you think this curriculum satisfy industry requirement?	All the students have give us a rating either 'Very Good' or 'Excellent'. As an average, we have scored 4.6 out of a 5 scale, which is 'Excellent'. Hence no action is required.
6	This curriculum is compatible with the latest technology?	In this category also we have scored 'Excellent'. Hence no further action required.

*S. Ghosh*  
Coordinator, IQAC  
Narula Institute of Technology  
81, Nilgunj Road, Agarpara  
Kolkata- 700109

*[Signature]*  
Principal  
**NARULA INSTITUTE OF TECHNOLOGY**  
81, Nilgunj Road, Agarpara, Kol-109



7	Are all the courses contribute to the knowledge and skill development?	More than 85% students have given 'Excellent' rating. As a result, no further action required.
8	Percentage of the courses challenging and interesting	More than 75% students have given 'Excellent' rating. Thus scoring 4.7 out of a scale of 5. Hence, no action required.
9	Curriculum and Syllabus are need based	Here, out of 5 scale, we have scored 4.8, which is 'Excellent'.
10	Overall rating of the existing curriculum	The majority of the students have given 'Excellent' rating in this field.

### Stakeholder 2: Teacher

The following summarized result has been generated from the Feedback Analysis report on Curriculum for Teachers for the academic year 2018-19.

The categorization of rating based on average score of different parameters is as follows: Excellent (5), Very Good (4), Good (3), Fair (2), and Poor (1). The results derived in terms of percentage of students with common views, average scores and rating are presented in **Table 68**.

**Table 68**

Sl. No.	Feedback Parameters	Responses (in terms of % of students)					Avg (out of scale 5)	Rating
		1 (Poor)	2 (Fair)	3 (Good)	4 (Very Good)	5 (Excellent)		
1	Curriculum and syllabus are need based	0	0	0	40	60	4.6	Excellent
2	How do you rate the ambience of the College for effective delivery of the academic process?	0	0	0	40	60	4.6	Excellent
3	Sufficient reference material/books are available in the library for the topics mentioned in the syllabus	0	0	0	20	80	4.8	Excellent
4	How do you rate the college activities that help your students in getting jobs and placements?	0	0	0	45	55	4.55	Excellent
5	The course content is updated and sufficient to bridge the gap between industry standards/current global scenario and academics.	0	0	0	40	60	4.6	Excellent
6	I am able to achieve the minimum required course outcome attainment level for my class.	0	0	0	5	95	4.95	Excellent
7	I have the freedom to propose/modify/suggest /incorporate new topics in the syllabus through proper forum.	0	0	0	10	90	4.9	Excellent

Note: \* Average score >4: Excellent; 4 >= average score >3: Very Good; 3 >= average score >2: Good

**Table 69: Actions Taken based on Table 68**

Sl. No.	Feedback Parameters	Action Taken
1	Curriculum and syllabus are need based	Based on the Teachers feedback it is found that in all aspects Teachers have given on an average an 'Excellent' rating. In parameter 6 and 7 it is found that more than 90% faculties have given 'Excellent' rating. And in the rest of the issues, the department has scored more than 4.5 in a scale of 5, which is again 'Excellent'. This shows the teachers' faith and satisfaction about the Institute. Indeed it is encouraging and hence no action required.
2	How do you rate the ambience of the College for effective delivery of the academic process?	
3	Sufficient reference material/books are available in the library for the topics mentioned in the syllabus	
4	How do you rate the college activities that help your students in getting jobs and placements?	
5	The course content is updated and sufficient to bridge the gap between industry standards/current global scenario and academics.	

*Jmer*  
Coordinator, IQAC  
Narula Institute of Technology  
81, Nilgunj Road, Agarpara  
Kolkata- 700109

*[Signature]*  
Principal



6	I am able to achieve the minimum required course outcome attainment level for my class.	
7	I have the freedom to propose/modify/suggest /incorporate new topics in the syllabus through proper forum.	

### Stakeholder 3: Alumnae

The following summarized result has been generated from the Feedback Analysis report on Curriculum for Alumnae for the academic year 2018-19.

The categorization of rating based on average score of different parameters is as follows: Excellent (5), Very Good (4), Good (3), Fair (2), and Poor (1). The results derived in terms of percentage of students with common views, average scores and rating are presented in Table 70 and Table 71.

Table 70

Sl. No.	Feedback Parameters	Responses (in terms of % of students)	
		Yes	No
1	Is it needed to add any content on curriculum?	14.3	85.7
2	If yes specify the content.	<b>Deep Learning</b>	100
3	Is it needed to delete any content on curriculum?	0	100
4	If yes specify the content.	NA	

Table 71


Sl. No.	Feedback Parameters	Responses (in terms of % of students)					Avg (out of scale 5)	Rating
		1 (Poor)	2 (Fair)	3 (Good)	4 (Very Good)	5 (Excellent)		
1	The curriculum and syllabus content were appropriate for my placement / higher education/ development	0	0	0	42.8	57.1	4.5	Excellent
2	The Institute/Faculty helped me in placement/higher education	0	0	0	14.3	85.7	4.8	Excellent

Note: \* Average score >4: Excellent; 4=>average score >3: Very Good; 3=>average score >2: Good

Table 72: Actions Taken based on Table 70 and Table 71.

Sl. No.	Feedback Parameters	Action Taken
1	Is it needed to add any content on curriculum?	It is found that at around 14% students want to add new content in the existing curriculum. But not the majority. Hence no actions required. But based on the current trends it is found that the some of the current students and alumni wants the same subject to be included in the curriculum and it is noteworthy. Therefore, it is decided that the said subject can be considered as an inclusion in the coming regulation.
2	If yes specify the content.	
3	Is it needed to delete any content on curriculum?	100% students do not want to delete any course. Hence no action required.
4	If yes specify the content.	
5	The curriculum and syllabus content were appropriate for my placement / higher education/ development	More than 50% students give us a rating of 5. As a whole, the department scored 4.5 out of a scale of 5, which is 'Excellent'. Hence no action required.
6	The Institute/Faculty helped me in placement/higher education	The strong bonding of the Teacher-Student relationship is reflected in every graphs of the department to showcase this fact.

The overall feedback report on Curriculum for the department of ECE is encouraging. However, as per the feedback analysis we are on the process of reframing the curriculum and syllabus.

  
 Coordinator, IQAC  
 Narula Institute of Technology  
 81, Nilgunj Road, Agarpara  
 Kolkata- 700109

  
 Principal  
**NARULA INSTITUTE OF TECHNOLOGY**  
 81, Nilgunj Road, Agarpara, Kol-109



## 10. Action Taken Report: Department of MCA

### Stakeholder 1: Student

The following summarized result has been generated from the Feedback Analysis report on Curriculum on Students for the academic year 2018-19.

The categorization of rating based on average score of different parameters is as follows: Excellent (5), Very Good (4), Good (3), Fair (2), and Poor (1). The results derived in terms of percentage of students with common views, average scores and rating are presented in *Table 73* and *Table 74*.

*Table 73*

Sl. No.	Feedback Parameters	Responses (in terms of % of students)	
		Yes	No
1	Is it needed to add any content on curriculum?	33	67
2	If yes specify the content.	<b>Bioinformatics</b>	80
		<b>Open Elective</b>	20
3	Is it needed to delete any content on curriculum?	0	100
4	If yes specify the content.	NA	

*Table 74*

Sl. No.	Feedback Parameters	Responses (in terms of % of students)					Avg	Rating
		1 (Poor)	2 (Fair)	3 (Good)	4 (Very Good)	5 (Excellent)		
5	Do you think this curriculum satisfy industry requirement?	0	0	0	86.66	13.33	3.13	Very Good
6	This curriculum is compatible with the latest technology?	0	13.3	46.6	40	0	3.26	Very Good
7	Are all the courses contribute to the knowledge and skill development?	0	0	33.33	26.67	40	4.06	Excellent
8	Percentage of the courses challenging and interesting	0	0	33.33	53.33	13.3	3.8	Very Good
9	Curriculum and Syllabus are need based	0	0	100	0	0	3	Very Good
10	Overall rating of the existing curriculum	0	0	100	0	0	3	Good

Note: \* Average score >4: Excellent; 4 >= average score >3: Very Good; 3 >= average score >2: Good

*Table 75: Action Taken based on Table 73 and Table 74*

Sl. No.	Feedback Parameters	Action Taken
1	Is it needed to add any content on curriculum?	It is found that around more than 30% students want to add new content in the existing curriculum. But it may be noted that most of these students are following R-16 curriculum. The recommended subjects by these students will be considered to inclusion in the upcoming regulations. Hence syllabus modification is required.
2	If yes specify the content.	
3	Is it needed to delete any content on curriculum?	100% students do not want to delete any course. Hence no action required.
4	If yes specify the content.	

*gthem*  
Coordinator, IQAC  
Narula Institute of Technology  
81, Nilgunj Road, Agarpara  
Kolkata

*Principal*  
**NARULA INSTITUTE OF TECHNOLOGY**  
81, Nilgunj Road, Agarpara, Kol-109



5	Do you think this curriculum satisfy industry requirement?	In all these parameters the students of MCA have given more than 3 out of a scale of 5, which is 'Very Good'. However, the curriculum needs to be modified to acquire 'Excellent' rating. Hence syllabus modification is recommended.
6	This curriculum is compatible with the latest technology?	
7	Are all the courses contribute to the knowledge and skill development?	
8	Percentage of the courses challenging and interesting	
9	Curriculum and Syllabus are need based	
10	Overall rating of the existing curriculum	

### Stakeholder 2: Teacher

The following summarized result has been generated from the Feedback Analysis report on Curriculum for Teachers for the academic year 2018-19.

The categorization of rating based on average score of different parameters is as follows: Excellent (5), Very Good (4), Good (3), Fair (2), and Poor (1). The results derived in terms of percentage of students with common views, average scores and rating are presented in Table 76.

Table 76


Sl. No.	Feedback Parameters	Responses (in terms of % of students)					Avg (out of scale 5)	Rating
		1 (Poor)	2 (Fair)	3 (Good)	4 (Very Good)	5 (Excellent)		
1	Curriculum and syllabus are need based	0	0	0	80	20	4.2	Excellent
2	How do you rate the ambience of the College for effective delivery of the academic process?	0	0	20	20	60	4.4	Excellent
3	Sufficient reference material/books are available in the library for the topics mentioned in the syllabus	0	0	0	80	20	4.2	Excellent
4	How do you rate the college activities that help your students in getting jobs and placements?	0	0	20	20	60	4.4	Excellent
5	The course content is updated and sufficient to bridge the gap between industry standards/current global scenario and academics.	0	0	0	80	20	4.2	Excellent
6	I am able to achieve the minimum required course outcome attainment level for my class.	0	0	0	40	60	4.6	Excellent
7	I have the freedom to propose/modify/suggest /incorporate new topics in the syllabus through proper forum.	0	0	0	20	80	4.8	Excellent

Note: \* Average score >4: Excellent; 4 >= average score >3: Very Good; 3 >= average score >2: Good

Table 77: Action Taken based on Table 76

Sl. No.	Feedback Parameters	Action Taken
1	Curriculum and syllabus are need based	Based on the Teachers feedback it is found that in all aspects Teachers have given on an average an 'Excellent' rating. In all the seven parameters the average score is more than 4 out of a scale of 5. In the last two parameters Teachers have given more than 4.5 out of 5 scale, which is 'Excellent'. Hence no specific actions are required. But syllabus modifications will enhance the overall rating
2	How do you rate the ambience of the College for effective delivery of the academic process?	
3	Sufficient reference material/books are available in the library for the topics mentioned in the syllabus	
4	How do you rate the college activities that help your students in getting jobs and placements?	
5	The course content is updated and sufficient to bridge the gap between industry standards/current global scenario and academics.	

  
 Coordinator, IQAC  
 Narula Institute of Technology  
 81, Nilgunj Road, Agarpara  
 Kolkata- 700109

  
 Principal  
**NARULA INSTITUTE OF TECHNOLOGY**  
 81, Nilgunj Road, Agarpara, Kol-109



6	I am able to achieve the minimum required course outcome attainment level for my class.	in future. Hence, syllabus modification is recommended.
7	I have the freedom to propose/modify/suggest /incorporate new topics in the syllabus through proper forum.	

**Stakeholder 3: Alumnae**

The following summarized result has been generated from the Feedback Analysis report on Curriculum for Alumnae for the academic year 2018-19.

The categorization of rating based on average score of different parameters is as follows: Excellent (5), Very Good (4), Good (3), Fair (2), and Poor (1). The results derived in terms of percentage of students with common views, average scores and rating are presented in Table 78 and Table 79.

Table 78

Sl. No.	Feedback Parameters	Responses (in terms of % of students)	
		Yes	No
1	Is it needed to add any content on curriculum?	60	40
2	If yes specify the content.	Python, DBMS, EVS	50
		Automation in VLSI	50
3	Is it needed to delete any content on curriculum?	0	100
4	If yes specify the content.	NA	

Table 79

Sl. No.	Feedback Parameters	Responses (in terms of % of students)					Avg (out of scale 5)	Rating
		1 (Poor)	2 (Fair)	3 (Good)	4 (Very Good)	5 (Excellent)		
1	The curriculum and syllabus content were appropriate for my placement / higher education/ development	0	0	0	60	40	3.4	Very Good
2	The Institute/Faculty helped me in placement/higher education	0	20	40	20	20	3.4	Very Good


Note: \* Average score >4: Excellent; 4 >= average score >3: Very Good; 3 >= average score >2: Good

Table 80: Action Taken based on Table 78 and Table 79

Sl. No.	Feedback Parameters	Action Taken
1	Is it needed to add any content on curriculum?	It is found that more than 60% students want to add new content in the existing curriculum. This percentage cannot be ignored. Thus it is noted that Python, DBMS, Automation in VLSI etc. will be considered as an inclusion to the upcoming regulation.
2	If yes specify the content.	
3	Is it needed to delete any content on curriculum?	100% students do not want to delete any course. Hence no action required.
4	If yes specify the content.	
5	The curriculum and syllabus content were appropriate for my placement / higher education/ development	The average score in these aspects are more than 3 out of 5 scale, which is 'Very Good', but not 'Excellent'. Hence modification of the curriculum in the upcoming regulations are recommended.
6	The Institute/Faculty helped me in placement/higher education	

The feedback report of MCA department on Curriculum recommends modification of the same in the upcoming regulation.

  
 Coordinator, IQAC  
 Narula Institute of Technology  
 81, Nilgunj Road, Agarpara  
 Kolkata- 700109

  
 Principal  
**NARULA INSTITUTE OF TECHNOLOGY**  
 81, Nilgunj Road, Agarpara, Kol-109 Page 33 of 34



## Action Taken Report on Stakeholder 4: Employer

The following summarized result has been generated from the Feedback Analysis report on Curriculum on Employers for the academic year 2018-19.

The categorization of rating based on average score of different parameters is as follows: Excellent (5), Very Good (4), Good (3), Fair (2), and Poor (1). The results derived in terms of percentage of students with common views, average scores and rating are presented in *Table 81*.


**Table 81**

Sl. No.	Feedback Parameters	Responses (in terms of % of students)					Avg (out of scale 5)	Rating
		1 (Poor)	2 (Fair)	3 (Good)	4 (Very Good)	5 (Excellent)		
1	The technical knowledge of the student is	0	18.18	9.09	9.09	63.63	4.26	Excellent
2	The curriculum and syllabus provide sufficient knowledge in the area of study	0	0	0	36.36	63.63	4.06	Excellent
3	Do you think this curriculum satisfy industry requirement?	0	9.09	9.09	27.27	54.54	4.27	Excellent


Note: \* Average score >4: Excellent; 4 >= average score >3: Very Good; 3 >= average score >2: Good

**Table 82: Actions Taken based on Table 81**

Sl. No.	Feedback Parameters	Actions Taken
1	The technical knowledge of the student is	Scored 4.26 out of 5 scale, which is Excellent. Still, extra efforts were taken care by the Faculty members in terms of checking the grooming of students in all practical and GD sessions conducted by TPO cell.
2	The curriculum and syllabus provide sufficient knowledge in the area of study	Feedback analysis report shows 'Excellent' grade and it also shows that we have improved this factor from our earlier feedback analysis report.
3	Do you think this curriculum satisfy industry requirement?	Almost 9% Employers rate 'Fair' on the said fact. Although the overall score is 4.27 out of a scale of 5, which is 'Excellent'. But taking care of their valuable suggestions, reframing of the curriculum is recommended. However, it is noted that these feedbacks are based on the R-16 curriculum. As, already R-18 curriculum has been formed and modifications have been done, future feedback reports will be considered for further modifications.
4	Is it needed to add any content on curriculum?	Few courses need to be added as per some of the Employers. But it is found that those referenced subjects have been already included in R-18. However, as per their suggestions, it is decided that at present some of the suggested topics can be considered for the value added courses in the upcoming semester.



.....  
Coordinator,  
IQAC, Narula Institute of Technology  
Coordinator, IQAC  
Narula Institute of Technology  
81, Nilgunj Road, Agarpara  
Kolkata- 700109



.....  
Principal,  
Narula Institute of Technology