

**Narula Institute of Technology
81 Nilgunj Road, Kolkata – 700109**



**ACTION TAKEN REPORT (ATR)
ON CURRICULUM FEEDBACK
2017-2018**

ACTION TAKEN REPORT (ATR) ON CURRICULUM FEEDBACK 2017-2018

The IQAC of Narula Institute of Technology has developed the feedback mechanism of the Institute with great care. Department wise feedbacks were collected from the different stakeholders like Student, Teacher, Alumni, and Employer. Based on those feedbacks actions are taken department wise. In the following sections branch wise action taken report has been discussed and at the end action taken report of Employers branch for the institute has been included.

1. Action Taken Report: Department of CSE(B.Tech)

Stakeholder 1: Student

The following summarized result has been generated from the Feedback Analysis report on Curriculum on Students for the academic year 2017-18.

The categorization of rating based on average score of different parameters is as follows: Excellent (5), Very Good (4), Good (3), Fair (2), and Poor (1). The results derived in terms of percentage of students with common views, average scores and rating are presented in *Table 1* and *Table 2*.

Table 1

Sl. No.	Feedback Parameters	Responses (in terms of % of students)	
		Yes	No
1	Is it needed to add any content on curriculum?	11.66	88.33
2	If yes specify the content.	Distributed Algorithm	29
		Robotics	29
		Distributed Database	43
3	Is it needed to delete any content on curriculum?	0	100
4	If yes specify the content.	NA	

Table 2

Sl. No.	Feedback Parameters	Responses (in terms of % of students)					Avg	Rating
		1 (Poor)	2 (Fair)	3 (Good)	4 (Very Good)	5 (Excellent)		
5	Do you think this curriculum satisfy industry requirement?	0	0	0	13.33	86.66	4.86	Excellent
6	This curriculum is compatible with the latest technology?	0	0	0	16.66	83.33	4.83	Excellent


Coordinator, IQAC
Narula Institute of Technology
81, Nilgunj Road, Agarpara
Kolkata- 700109


Principal
NARULA INSTITUTE OF TECHNOLOGY
81, Nilgunj Road, Agarpara, Kol-109

7	Are all the courses contribute to the knowledge and skill development?	0	0	0	3.33	96.66	4.96	Excellent
8	Percentage of the courses challenging and interesting	0	0	1.66	6.66	91.67	4.9	Excellent
9	Curriculum and Syllabus are need based	0	0	0	6.66	93.33	4.93	Excellent
10	Overall rating of the existing curriculum	0	0	0	8.33	91.67	4.92	Excellent

Note: * Average score > 4: Excellent; 4 >= average score > 3: Very Good; 3 >= average score > 2: Good

Table 3: Actions Taken based on Table 1 and Table 2

Sl. No.	Feedback Parameters	Action Taken
1	Is it needed to add any content on curriculum?	It is found that around 11% students want to add new content in the existing curriculum. Whereas, more than 80% students do not want to add. But, while considering those 11% students, it is found that they want to add Robotics, Distributed Algorithm etc. as a new inclusion. It must be noted that, these students have followed R-15 curriculum and in the previous year's feedback also we have got the aforementioned subjects from different students. As a result, already we have included in R-16 curriculum.
2	If yes specify the content.	
3	Is it needed to delete any content on curriculum?	100% students do not want to delete any course. Hence no action required.
4	If yes specify the content.	
5	Do you think this curriculum satisfy industry requirement?	More than 85% students give us a rating of 'Excellent'. But To enhance this skill further on knowledge partnership with industry, in each technical department one industry adjunct professor and one industry mentor have been given responsibility.
6	This curriculum is compatible with the latest technology?	In this category also we have scored 'Excellent'. Hence no further action required.
7	Are all the courses contribute to the knowledge and skill development?	More than 95% students have given 'Excellent' rating. As a result, no further action required.
8	Percentage of the courses challenging and interesting	More than 90% students have given 'Excellent' rating. Thus scoring 4.9 out of a scale of 5. Hence, no action required.
9	Curriculum and Syllabus are need based	Here, out of 5 scale, we have scored 4.93, which is 'Excellent'.
10	Overall rating of the existing curriculum	Almost 90% students have given 'Excellent' rating in this field.


Stakeholder 2: Teacher


The following summarized result has been generated from the Feedback Analysis report on Curriculum for Teachers for the academic year 2017-18.

The categorization of rating based on average score of different parameters is as follows: Excellent (5), Very Good (4), Good (3), Fair (2), and Poor (1). The results derived in terms of percentage of students with common views, average scores and rating are presented in Table 4.

Table 4

Sl. No.	Feedback Parameters	Responses (in terms of % of students)					Avg (out of scale 5)	Rating
		1 (Poor)	2 (Fair)	3 (Good)	4 (Very Good)	5 (Excellent)		
1	Curriculum and syllabus are need based	0	0	6.6	26.6	66.6	4.6	Excellent
2	How do you rate the ambience of the College for effective delivery of the academic process?	0	0	6.6	40	53.3	4.5	Excellent
3	Sufficient reference material/books are available in the library for the topics mentioned in the syllabus	0	0	6.6	26.6	66.6	4.6	Excellent


 Coordinator, IQAC
 Narula Institute of Technology
 81, Nilgunj Road, Agarpara
 Kolkata- 700017


 Principal
 NARULA INSTITUTE OF TECHNOLOGY
 81, Nilgunj Road, Agarpara, Kol-109

4	How do you rate the college activities that help your students in getting jobs and placements?	0	0	0	20	80	4.8	Excellent
5	The course content is updated and sufficient to bridge the gap between industry standards/current global scenario and academics.	0	0	0	6.6	93.3	4.1	Excellent
6	I am able to achieve the minimum required course outcome attainment level for my class.	0	0	0	20	80	4.8	Excellent
7	I have the freedom to propose/modify/suggest /incorporate new topics in the syllabus through proper forum.	0	0	0	0	100	5	Excellent

Note:* Average score>4: Excellent; 4>=average score>3: Very Good; 3>=average score>2: Good

Table 5: Actions Taken based on Table 4

Sl. No.	Feedback Parameters	Action Taken
1	Curriculum and syllabus are need based	Based on the Teachers feedback it is found that in all aspects Teachers have given on an average an 'Excellent' rating. This shows the teachers' confidence and pleasure about the Institute. Indeed it is encouraging and hence no action required.
2	How do you rate the ambience of the College for effective delivery of the academic process?	
3	Sufficient reference material/books are available in the library for the topics mentioned in the syllabus	
4	How do you rate the college activities that help your students in getting jobs and placements?	
5	The course content is updated and sufficient to bridge the gap between industry standards/current global scenario and academics.	
6	I am able to achieve the minimum required course outcome attainment level for my class.	
7	I have the freedom to propose/modify/suggest /incorporate new topics in the syllabus through proper forum.	

Stakeholder 3: Alumnae

The following summarized result has been generated from the Feedback Analysis report on Curriculum for Alumnae for the academic year 2017-18.


The categorization of rating based on average score of different parameters is as follows: Excellent (5), Very Good (4), Good (3), Fair (2), and Poor (1). The results derived in terms of percentage of students with common views, average scores and rating are presented in Table 6 and Table 7.


Table 6

Sl. No.	Feedback Parameters	Responses (in terms of % of students)	
		Yes	No
1	Is it needed to add any content on curriculum?	33	67
2	If yes specify the content.	Robotics	40
		Bioinformatics	60
3	Is it needed to delete any content on curriculum?	0	100
4	If yes specify the content.	NA	

Table 7

Sl. No.	Feedback Parameters	Responses (in terms of % of students)					Avg (out of scale 5)	Rating
		1 (Poor)	2 (Fair)	3 (Good)	4 (Very Good)	5 (Excellent)		


 Coordinator, IQAC
 Narula Institute of Technology
 81, Nilguri Road, Agarpara
 Kolkata


 Principal
NARULA INSTITUTE OF TECHNOLOGY
 81, Nilguri Road, Agarpara, Kol-109

5	The curriculum and syllabus content were appropriate for my placement / higher education/ development	0	0	33.3	26.6	40	4.1	Excellent
6	The Institute/Faculty helped me in placement/higher education	0	0	6.6	20	73.3	4.7	Excellent

Note:* Average score>4: Excellent; 4>=average score>3: Very Good; 3>=average score>2: Good

Table 8: Actions Taken based on Table 6 and Table 7.

Sl. No.	Feedback Parameters	Action Taken
1	Is it needed to add any content on curriculum?	It is found that 33% students want to add new content in the existing curriculum. However, it is noted that, already the subjects those were mentioned by the alumnae has been considered to the inclusion of the R-16. As, these students have not followed R-16 curriculum, they are not able to get the flavour of the same. Hence, these suggestions have come.
2	If yes specify the content.	
3	Is it needed to delete any content on curriculum?	100% students do not want to delete any course. Hence no action required.
4	If yes specify the content.	
5	The curriculum and syllabus content were appropriate for my placement / higher education/ development	As a whole, the department has scored 4.1 out of a scale of 5, which is 'Excellent'. Hence no action required.
6	The Institute/Faculty helped me in placement/higher education	The strong bonding of the Teacher-Student relationship is reflected as the score is 4.7 out of 5.

The overall feedback report on Curriculum for the department of CSE is encouraging.


 Coordinator, IQAC
 Narula Institute of Technology
 81, Nilgunj Road, Agarpara
 Kolkata- 700109


 Principal
 NARULA INSTITUTE OF TECHNOLOGY
 81, Nilgunj Road, Agarpara, Kol-109

2. Action Taken Report: Department of ECE(B.Tech)

Stakeholder 1: Student

The following summarized result has been generated from the Feedback Analysis report on Curriculum on Students for the academic year 2017-18.

The categorization of rating based on average score of different parameters is as follows: Excellent (5), Very Good (4), Good (3), Fair (2), and Poor (1). The results derived in terms of percentage of students with common views, average scores and rating are presented in *Table 9* and *Table 10*.

Table 9

Sl. No.	Feedback Parameters	Responses (in terms of % of students)	
		Yes	No
1	Is it needed to add any content on curriculum?	9	91
2	If yes specify the content.	Machine Learning	11
		Python	89
3	Is it needed to delete any content on curriculum?	0	100
4	If yes specify the content.	NA	


Table 10

Sl. No.	Feedback Parameters	Responses (in terms of % of students)					Avg	Rating
		1 (Poor)	2 (Fair)	3 (Good)	4 (Very Good)	5 (Excellent)		
5	Do you think this curriculum satisfy industry requirement?	0	0	0	18.6	81.4	4.8	Excellent
6	This curriculum is compatible with the latest technology?	0	0	0	22.5	77.5	4.8	Excellent
7	Are all the courses contribute to the knowledge and skill development?	0	0	0	5.9	94.1	4.9	Excellent
8	Percentage of the courses challenging and interesting	0	0	3.9	2.9	93.1	4.9	Excellent
9	Curriculum and Syllabus are need based	0	0	0	10.8	89.2	4.9	Excellent
10	Overall rating of the existing curriculum	0	0	0	11.8	88.2	4.9	Excellent

Note: * Average score > 4: Excellent; 4 = average score > 3: Very Good; 3 = average score > 2: Good

Table 11: Action Taken based on Table 9 and Table 10

Sl. No.	Feedback Parameters	Action Taken
1	Is it needed to add any content on curriculum?	It is found that around 9% students want to add new content in the existing curriculum. Whereas, around 91% students do not want to add. Hence no actions required.
2	If yes specify the content.	
3	Is it needed to delete any content on curriculum?	100% students do not want to delete any course. Hence no action required.
4	If yes specify the content.	
5	Do you think this curriculum satisfy industry requirement?	In all these parameters the students of ECE have given more than 4.5 out of a scale of 5, which is
6	This curriculum is compatible with the latest technology?	


Coordinator, IQAC
Narula Institute of Technology
81, Nilguri Road, Agarpara
Kolkata- 700109


Principal
NARULA INSTITUTE OF TECHNOLOGY
81, Nilguri Road, Agarpara K.

7	Are all the courses contribute to the knowledge and skill development?	'Excellent'. This shows the immense confidence of the students on the various curriculum aspects. Therefore, no further actions are required.
8	Percentage of the courses challenging and interesting	
9	Curriculum and Syllabus are need based	
10	Overall rating of the existing curriculum	

Stakeholder 2: Teacher

The following summarized result has been generated from the Feedback Analysis report on Curriculum for Teachers for the academic year 2017-18.

The categorization of rating based on average score of different parameters is as follows: Excellent (5), Very Good (4), Good (3), Fair (2), and Poor (1). The results derived in terms of percentage of students with common views, average scores and rating are presented in Table 12.

Table 12

Sl. No.	Feedback Parameters	Responses (in terms of % of students)					Avg (out of scale 5)	Rating
		1 (Poor)	2 (Fair)	3 (Good)	4 (Very Good)	5 (Excellent)		
1	Curriculum and syllabus are need based	0	0	0	42.1	57.9	4.6	Excellent
2	How do you rate the ambience of the College for effective delivery of the academic process?	0	0	0	47.4	52.6	4.5	Excellent
3	Sufficient reference material/books are available in the library for the topics mentioned in the syllabus	0	0	0	26.3	73.7	4.7	Excellent
4	How do you rate the college activities that help your students in getting jobs and placements?	0	0	0	68.4	31.6	4.3	Excellent
5	The course content is updated and sufficient to bridge the gap between industry standards/current global scenario and academics.	0	0	0	47.4	52.6	4.5	Excellent
6	I am able to achieve the minimum required course outcome attainment level for my class.	0	0	0	10.5	89.5	4.9	Excellent
7	I have the freedom to propose/modify/suggest /incorporate new topics in the syllabus through proper forum.	0	0	0	5.3	94.7	4.9	Excellent

Note: * Average score > 4: Excellent; 4 >= average score > 3: Very Good; 3 >= average score > 2: Good

Table 13: Action Taken based on Table 12

Sl. No.	Feedback Parameters	Action Taken
1	Curriculum and syllabus are need based	Based on the Teachers feedback it is found that in all aspects Teachers have given on an average an 'Excellent' rating. In all the seven parameters the average score is more than 4 out of a scale of 5. Hence no specific actions are required.
2	How do you rate the ambience of the College for effective delivery of the academic process?	
3	Sufficient reference material/books are available in the library for the topics mentioned in the syllabus	
4	How do you rate the college activities that help your students in getting jobs and placements?	
5	The course content is updated and sufficient to bridge the gap between industry standards/current global scenario and academics.	
6	I am able to achieve the minimum required course outcome attainment level for my class.	
7	I have the freedom to propose/modify/suggest /incorporate new topics in the syllabus through proper forum.	

Stakeholder 3: Alumnae

The following summarized result has been generated from the Feedback Analysis report on Curriculum for Alumnae for the academic year 2017-18.

The categorization of rating based on average score of different parameters is as follows: Excellent (5), Very Good (4), Good (3), Fair (2), and Poor (1). The results derived in terms of percentage of students with common views, average scores and rating are presented in Table 14 and Table 15.

Table 14

Sl. No.	Feedback Parameters	Responses (in terms of % of students)	
		Yes	No
1	Is it needed to add any content on curriculum?	14	86
2	If yes specify the content.	Machine Learning	20
		Python	40
		Machine Learning, Python	40
3	Is it needed to delete any content on curriculum?	0	100
4	If yes specify the content.	NA	

Table 15

Sl. No.	Feedback Parameters	Responses (in terms of % of students)					Avg (out of scale 5)	Rating
		1 (Poor)	2 (Fair)	3 (Good)	4 (Very Good)	5 (Excellent)		
1	The curriculum and syllabus content were appropriate for my placement / higher education/ development	0	0	0	17.1	82.8	4.5	Excellent
2	The Institute/Faculty helped me in placement/higher education	0	0	0	11.4	88.6	4.6	Excellent

Note: * Average score >4: Excellent; 4 >= average score >3: Very Good; 3 >= average score >2: Good

Table 16: Action Taken based on Table 14 and Table 15

Sl. No.	Feedback Parameters	Action Taken
1	Is it needed to add any content on curriculum?	It is found that 14% students want to add new content in the existing curriculum. But 86% not. Hence no action is required.
2	If yes specify the content.	
3	Is it needed to delete any content on curriculum?	100% students do not want to delete any course. Hence no action required.
4	If yes specify the content.	
5	The curriculum and syllabus content were appropriate for my placement / higher education/ development	82% students give us a rating of 5. As a whole, the department scored 4.86 out of a scale of 5, which is 'Excellent'. Hence no action required.
6	The Institute/Faculty helped me in placement/higher education	More than 85% students agrees this statement. Thus the strong bonding of the Teacher-Student relationship is reflected and no action required.

The overall feedback report on Curriculum for the department of ECE is positive.


 Coordinator, IQAC
 Narula Institute of Technology
 81, Nilgunj Road, Agarpara
 Kolkata- 700109


 Principal
NARULA INSTITUTE OF TECHNOLOGY
 81, Nileunj Road, Agarpara, Kol-109

3. Action Taken Report: Department of IT

Stakeholder 1: Student

The following summarized result has been generated from the Feedback Analysis report on Curriculum on Students for the academic year 2017-18.

The categorization of rating based on average score of different parameters is as follows: Excellent (5), Very Good (4), Good (3), Fair (2), and Poor (1). The results derived in terms of percentage of students with common views, average scores and rating are presented in *Table 17* and *Table 18*.

Table 17

Sl. No.	Feedback Parameters	Responses (in terms of % of students)	
		Yes	No
1	Is it needed to add any content on curriculum?	0	100
2	If yes specify the content.	NA	
3	Is it needed to delete any content on curriculum?	0	100
4	If yes specify the content.	NA	


Table 18

Sl. No.	Feedback Parameters	Responses (in terms of % of students)					Avg	Rating
		1 (Poor)	2 (Fair)	3 (Good)	4 (Very Good)	5 (Excellent)		
5	Do you think this curriculum satisfy industry requirement?	0	0	0	67.5	32.5	4.3	Excellent
6	This curriculum is compatible with the latest technology?	0	0	0	47.5	52.5	4.5	Excellent
7	Are all the courses contribute to the knowledge and skill development?	0	0	0	47.5	52.5	4.5	Excellent
8	Percentage of the courses challenging and interesting	0	0	30	37.5	32.5	4	Very Good
9	Overall rating of the existing curriculum	0	0	0	30	70	4.7	Excellent

Note: * Average score >4: Excellent; 4>=average score>3: Very Good; 3>=average score>2: Good

Table 19: Action Taken based on Table 17 and Table 18

Sl. No.	Feedback Parameters	Action Taken
1	Is it needed to add any content on curriculum?	No students want to add any course. Hence no action required.
2	If yes specify the content.	
3	Is it needed to delete any content on curriculum?	100% students do not want to delete any course. Hence no action required.
4	If yes specify the content.	
5	Do you think this curriculum satisfy industry requirement?	The department has scored an average of 4.3 out of 5 scale, which is 'Excellent'. Therefore no actions are required.
6	This curriculum is compatible with the latest technology?	In this category also we have scored 'Excellent'. Hence no further action required.
7	Are all the courses contribute to the knowledge and skill development?	More than 50% students have given 'Excellent' rating. On an average the score has become 4.5 out of a scale of 5, which is 'Excellent'. As a result, no further action is required.
8	Percentage of the courses challenging and interesting	Around 30% students give 'Good' rating against this parameter. But rest of the students' rate this as 'Very Good' or 'Excellent'. As a result,


 Coordinator, IQAC
 Narula Institute of Technology
 81, Nilgunj Road, Agarpara
 Kolkata - 700109


 Principal
NARULA INSTITUTE OF TECHNOLOGY
 81, Nilgunj Road, Agarpara, Kol-109

		the score is 4.out of a scale of 5, which is 'Very Good'. Thus no action required.
9	Overall rating of the existing curriculum	Almost 70% students have given 'Excellent' rating in this field. Overall score is 4.7 out of a scale of 5.

Stakeholder 2: Teacher

The following summarized result has been generated from the Feedback Analysis report on Curriculum for Teachers for the academic year 2017-18.

The categorization of rating based on average score of different parameters is as follows: Excellent (5), Very Good (4), Good (3), Fair (2), and Poor (1). The results derived in terms of percentage of students with common views, average scores and rating are presented in Table 20.

Table 20

Sl. No.	Feedback Parameters	Responses (in terms of % of students)					Avg (out of scale 5)	Rating
		1 (Poor)	2 (Fair)	3 (Good)	4 (Very Good)	5 (Excellent)		
1	Curriculum and syllabus are need based	0	0	0	0	100	5	Excellent
2	How do you rate the ambience of the College for effective delivery of the academic process?	0	0	0	33.3	66.6	4.67	Excellent
3	Sufficient reference material/books are available in the library for the topics mentioned in the syllabus	0	0	0	0	100	5	Excellent
4	How do you rate the college activities that help your students in getting jobs and placements?	0	0	0	0	100	5	Excellent
5	The course content is updated and sufficient to bridge the gap between industry standards/current global scenario and academics.	0	0	0	8.33	91.67	4.92	Excellent
6	I am able to achieve the minimum required course outcome attainment level for my class.	0	0	0	0	100	5	Excellent
7	I have the freedom to propose/modify/suggest /incorporate new topics in the syllabus through proper forum.	0	0	0	8.33	91.67	4.9	Excellent

Note:* Average score>4: Excellent; 4>=average score>3: Very Good; 3>=average score>2: Good

Table 21: Action Taken based on Table 20

Sl. No.	Feedback Parameters	Action Taken
1	Curriculum and syllabus are need based	Based on the Teachers feedback it is found that in all aspects Teachers have given on an average an 'Excellent' rating. Among the seven parameters, in criteria 1,3, 4, and 6, 100% teachers have given a rating of 5 out of 5 scale. This shows the teachers' faith and satisfaction about the Institute. Indeed it is encouraging and hence no action required.
2	How do you rate the ambience of the College for effective delivery of the academic process?	
3	Sufficient reference material/books are available in the library for the topics mentioned in the syllabus	
4	How do you rate the college activities that help your students in getting jobs and placements?	
5	The course content is updated and sufficient to bridge the gap between industry standards/current global scenario and academics.	
6	I am able to achieve the minimum required course outcome attainment level for my class.	
7	I have the freedom to propose/modify/suggest /incorporate new topics in the syllabus through proper forum.	

Stakeholder 3: Alumnae

The following summarized result has been generated from the Feedback Analysis report on Curriculum for Alumnae for the academic year 2017-18.

The categorization of rating based on average score of different parameters is as follows: Excellent (5), Very Good (4), Good (3), Fair (2), and Poor (1). The results derived in terms of percentage of students with common views, average scores and rating are presented in **Table 22** and **Table 23**.

Table 22

Sl. No.	Feedback Parameters	Responses (in terms of % of students)	
		Yes	No
1	Is it needed to add any content on curriculum?	8	92
2	If yes specify the content.	Image Processing	33
		AI	33
		IOT	33
3	Is it needed to delete any content on curriculum?	0	100
4	If yes specify the content.	NA	


Table 23


Sl. No.	Feedback Parameters	Responses (in terms of % of students)					Avg (out of scale 5)	Rating
		1 (Poor)	2 (Fair)	3 (Good)	4 (Very Good)	5 (Excellent)		
1	The curriculum and syllabus content were appropriate for my placement / higher education/ development	0	0	0	10.5	89.5	4.9	Excellent
2	The Institute/Faculty helped me in placement/higher education	0	0	0	10.5	89.5	4.9	Excellent

Note: * Average score >4: Excellent; 4 >= average score >3: Very Good; 3 >= average score >2: Good

Table 24: Action Taken based on Table 22 and Table 23

Sl. No.	Feedback Parameters	Action Taken
1	Is it needed to add any content on curriculum?	8% alumnae want to add some new courses, but not the rest. Hence no action required.
2	If yes specify the content.	
3	Is it needed to delete any content on curriculum?	100% students do not want to delete any course. Hence no action required.
4	If yes specify the content.	
5	The curriculum and syllabus content were appropriate for my placement / higher education/ development	More than 85% students give us a rating of 5. As a whole, the department scored 4.9 out of a scale of 5, which is 'Excellent'. Hence no action required.
6	The Institute/Faculty helped me in placement/higher education	All the alumnae either provided 'very good' or 'excellent' faith on the Institute/Faculty for helping them in placement/higher education. As a whole the department scored 4.9 out of a scale of 5. Thus, no actions required.


 Coordinator, IQAC
 Narula Institute of Technology
 81, Nilgunj Road, Agarpara
 Kolkata- 700109


 Principal
NARULA INSTITUTE OF TECHNOLOGY
 81, Nilgunj Road, Agarpara, Kol-109

4. Action Taken Report: Department of CE(B.Tech)

Stakeholder 1: Student

The following summarized result has been generated from the Feedback Analysis report on Curriculum on Students for the academic year 2017-18.

The categorization of rating based on average score of different parameters is as follows: Excellent (5), Very Good (4), Good (3), Fair (2), and Poor (1). The results derived in terms of percentage of students with common views, average scores and rating are presented in *Table 25* and *Table 26*.

Table 25

Sl. No.	Feedback Parameters	Responses (in terms of % of students)	
		Yes	No
1	Is it needed to add any content on curriculum?	12	88
2	If yes specify the content.	Advance programming	40
		Public transportation system	20
		Infrastructure Planning	40
3	Is it needed to delete any content on curriculum?	0	100
4	If yes specify the content.	NA	

Table 26

Sl. No.	Feedback Parameters	Responses (in terms of % of students)					Avg	Rating
		1 (Poor)	2 (Fair)	3 (Good)	4 (Very Good)	5 (Excellent)		
5	Do you think this curriculum satisfy industry requirement?	0	0	0	27.9	72.1	4.7	Excellent
6	This curriculum is compatible with the latest technology?	0	0	0	43	56.9	4.6	Excellent
7	Are all the courses contribute to the knowledge and skill development?	0	0	0	13.9	86.04	4.9	Excellent
8	Percentage of the courses challenging and interesting	0	0	0	29.1	70.9	4.7	Excellent
9	Curriculum and Syllabus are need based	0	0	0	25.6	74.4	4.7	Excellent
10	Overall rating of the existing curriculum	0	0	0	30.2	69.8	4.7	Excellent

Note: * Average score >4: Excellent; 4 >= average score >3: Very Good; 3 >= average score >2: Good

Table 27: Action Taken based on Table 25 and Table 26

Sl. No.	Feedback Parameters	Action Taken
1	Is it needed to add any content on curriculum?	It is found that around 12% students want to add new content in the existing curriculum. Whereas, more than 88% students do not want to add. Hence no actions required.
2	If yes specify the content.	
3	Is it needed to delete any content on curriculum?	100% students do not want to delete any course. Hence no action required.
4	If yes specify the content.	
5	Do you think this curriculum satisfy industry requirement?	

RB
Coordinator, IQAC
Narula Institute of Technology
81, Nilgunj Road, Agarpara
Kolkata

AN
Principal
NARULA INSTITUTE OF TECHNOLOGY
81, Nilgunj Road, Agarpara, Kol-109

6	This curriculum is compatible with the latest technology?	In all these parameters the students of CE have given more than 4.5 out of a scale of 5, which is 'Excellent'. This shows the immense confidence of the students on the various curriculum aspects. Therefore, no further actions are required.
7	Are all the courses contribute to the knowledge and skill development?	
8	Percentage of the courses challenging and interesting	
9	Curriculum and Syllabus are need based	
10	Overall rating of the existing curriculum	

Stakeholder 2: Teacher

The following summarized result has been generated from the Feedback Analysis report on Curriculum for Teachers for the academic year 2017-18.

The categorization of rating based on average score of different parameters is as follows: Excellent (5), Very Good (4), Good (3), Fair (2), and Poor (1). The results derived in terms of percentage of students with common views, average scores and rating are presented in Table 28.

Table 28

Sl. No.	Feedback Parameters	Responses (in terms of % of students)					Avg (out of scale 5)	Rating
		1 (Poor)	2 (Fair)	3 (Good)	4 (Very Good)	5 (Excellent)		
1	Curriculum and syllabus are need based	0	0	0	0	100	5	Excellent
2	How do you rate the ambience of the College for effective delivery of the academic process?	0	0	0	40	60	4.6	Excellent
3	Sufficient reference material/books are available in the library for the topics mentioned in the syllabus	0	0	0	40	60	4.6	Excellent
4	How do you rate the college activities that help your students in getting jobs and placements?	0	0	0	0	100	4	Very Good
5	The course content is updated and sufficient to bridge the gap between industry standards/current global scenario and academics.	0	0	0	20	80	4.8	Excellent
6	I am able to achieve the minimum required course outcome attainment level for my class.	0	0	0	20	80	4.8	Excellent
7	I have the freedom to propose/modify/suggest /incorporate new topics in the syllabus through proper forum.	0	0	0	20	80	4.8	Excellent

Note: * Average score >4: Excellent; 4>=average score>3: Very Good; 3>=average score>2: Good

Table 29: Action Taken based on Table 28

Sl. No.	Feedback Parameters	Action Taken
1	Curriculum and syllabus are need based	Based on the Teachers feedback it is found that in all aspects Teachers have given on an average an 'Excellent' rating. In all the six parameters the average score is more than 4 and in one criteria it is 4, out of a scale of 5. Hence no specific actions are required.
2	How do you rate the ambience of the College for effective delivery of the academic process?	
3	Sufficient reference material/books are available in the library for the topics mentioned in the syllabus	
4	How do you rate the college activities that help your students in getting jobs and placements?	
5	The course content is updated and sufficient to bridge the gap between industry standards/current global scenario and academics.	
6	I am able to achieve the minimum required course outcome attainment level for my class.	
7	I have the freedom to propose/modify/suggest /incorporate new topics in the syllabus through proper forum.	

Stakeholder 3: Alumnae

The following summarized result has been generated from the Feedback Analysis report on Curriculum for Alumnae for the academic year 2017-18.

The categorization of rating based on average score of different parameters is as follows: Excellent (5), Very Good (4), Good (3), Fair (2), and Poor (1). The results derived in terms of percentage of students with common views, average scores and rating are presented in Table 30 and Table 31.

Table 30

Sl. No.	Feedback Parameters	Responses (in terms of % of students)	
		Yes	No
1	Is it needed to add any content on curriculum?	50	50
2	If yes specify the content.	Public Transport System	60
		Advance Programming	40
3	Is it needed to delete any content on curriculum?	0	100
4	If yes specify the content.	NA	

Table 31


Sl. No.	Feedback Parameters	Responses (in terms of % of students)					Avg (out of scale 5)	Rating
		1 (Poor)	2 (Fair)	3 (Good)	4 (Very Good)	5 (Excellent)		
1	The curriculum and syllabus content were appropriate for my placement / higher education/ development	0	0	0	16.6	83.3	4.8	Excellent
2	The Institute/Faculty helped me in placement/higher education	0	0	0	33.3	66.6	4.6	Excellent

Note: * Average score >4: Excellent; 4 >= average score >3: Very Good; 3 >= average score >2: Good

Table 32: Action Taken based on Table 30 and Table 31

Sl. No.	Feedback Parameters	Action Taken
1	Is it needed to add any content on curriculum?	It is found that 50% alumnae want to add new content in the existing curriculum. Indeed this is an alarming message. However, some of these subjects have been included in newly formed R-18 curriculum. If anything left, can be noted and planned accordingly for the inclusion in the upcoming regulations.
2	If yes specify the content.	
3	Is it needed to delete any content on curriculum?	100% students do not want to delete any course. Hence no action required.
4	If yes specify the content.	
5	The curriculum and syllabus content were appropriate for my placement / higher education/ development	Almost all Alumnae rated with more than 4.5 out of 5 scale. This figure shows immense pleasure of our ex-students towards the curriculum structure of the department.
6	The Institute/Faculty helped me in placement/higher education	

The overall feedback report on Curriculum for the department of CE is positive.


 Coordinator, IQAC
 Narula Institute of Technology
 81, Nilgunj Road, Agarpara
 Kolkata- 700109


 Principal
NARULA INSTITUTE OF TECHNOLOGY
 81, Nilguni Road, Agarpara, Kol-109

5. Action Taken Report: Department of EIE

Stakeholder 1: Student

The following summarized result has been generated from the Feedback Analysis report on Curriculum on Students for the academic year 2017-18.

The categorization of rating based on average score of different parameters is as follows: Excellent (5), Very Good (4), Good (3), Fair (2), and Poor (1). The results derived in terms of percentage of students with common views, average scores and rating are presented in *Table 33* and *Table 34*.

Table 33

Sl. No.	Feedback Parameters	Responses (in terms of % of students)	
		Yes	No
1	Is it needed to add any content on curriculum?	20	80
2	If yes specify the content.	VLSI	50
		Quantum Computing	50
3	Is it needed to delete any content on curriculum?	0	100
4	If yes specify the content.	NA	


Table 34

Sl. No.	Feedback Parameters	Responses (in terms of % of students)					Avg	Rating
		1 (Poor)	2 (Fair)	3 (Good)	4 (Very Good)	5 (Excellent)		
5	Do you think this curriculum satisfy industry requirement?	0	0	0	10	90	4.9	Excellent
6	This curriculum is compatible with the latest technology?	0	0	0	30	70	4.7	Excellent
7	Are all the courses contribute to the knowledge and skill development?	0	0	0	0	100	5	Excellent
8	Percentage of the courses challenging and interesting	0	0	0	30	70	4.7	Excellent
9	Curriculum and Syllabus are need based	0	0	0	10	90	4.9	Excellent
10	Overall rating of the existing curriculum	0	0	0	30	70	4.7	Excellent

Note: * Average score > 4: Excellent; 4 >= average score > 3: Very Good; 3 >= average score > 2: Good

Table 35: Action Taken based on Table 33 and Table 34

Sl. No.	Feedback Parameters	Action Taken
1	Is it needed to add any content on curriculum?	20% students want to include VLSI and Quantum Computing in the curriculum. Indeed it is a good suggestion. But, already in newly formed R-18 curriculum, some of these trending subjects have been included. Thus, no further actions are required.
2	If yes specify the content.	
3	Is it needed to delete any content on curriculum?	100% students do not want to delete any course. Hence no action required.
4	If yes specify the content.	
5	Do you think this curriculum satisfy industry requirement?	In all these parameters the students of EIE have given more than 4.5 out of a scale of 5, which is
6	This curriculum is compatible with the latest technology?	


Coordinator, IQAC
Narula Institute of Technology
81, Nilgunj Road, Agarpara
Kolkata - 700109


Principal
NARULA INSTITUTE OF TECHNOLOGY
81, Nilgunj Road, Agarpara, Kol-109

7	Are all the courses contribute to the knowledge and skill development?	'Excellent'. This shows the immense confidence of the students on the various curriculum aspects. Therefore, no further actions are required.
8	Percentage of the courses challenging and interesting	
9	Curriculum and Syllabus are need based	
10	Overall rating of the existing curriculum	

Stakeholder 2: Teacher EIE

The following summarized result has been generated from the Feedback Analysis report on Curriculum for Teachers for the academic year 2017-18.

The categorization of rating based on average score of different parameters is as follows: Excellent (5), Very Good (4), Good (3), Fair (2), and Poor (1). The results derived in terms of percentage of students with common views, average scores and rating are presented in Table 36.

Table 36

Sl. No.	Feedback Parameters	Responses (in terms of % of students)					Avg (out of scale 5)	Rating
		1 (Poor)	2 (Fair)	3 (Good)	4 (Very Good)	5 (Excellent)		
1	Curriculum and syllabus are need based	0	0	0	0	100	5	Excellent
2	How do you rate the ambience of the College for effective delivery of the academic process?	0	0	20	20	60	4.4	Excellent
3	Sufficient reference material/books are available in the library for the topics mentioned in the syllabus	0	0	0	40	60	4.6	Excellent
4	How do you rate the college activities that help your students in getting jobs and placements?	0	0	0	20	80	4.8	Excellent
5	The course content is updated and sufficient to bridge the gap between industry standards/current global scenario and academics.	0	0	60	20	20	3.6	Very Good
6	I am able to achieve the minimum required course outcome attainment level for my class.	0	0	0	0	100	5	Excellent
7	I have the freedom to propose/modify/suggest /incorporate new topics in the syllabus through proper forum.	0	0	0	0	100	5	Excellent

Note: * Average score >4: Excellent; 4 >= average score >3: Very Good; 3 >= average score >2: Good

Table 37: Action Taken based on Table 36

Sl. No.	Feedback Parameters	Action Taken
1	Curriculum and syllabus are need based	Based on the Teachers feedback it is found that in all aspects Teachers have given on an average an 'Excellent' rating. In all the six parameters the average score is more than 4 and in one criteria it is 3.6, out of a scale of 5. Hence no specific actions are required.
2	How do you rate the ambience of the College for effective delivery of the academic process?	
3	Sufficient reference material/books are available in the library for the topics mentioned in the syllabus	
4	How do you rate the college activities that help your students in getting jobs and placements?	
5	The course content is updated and sufficient to bridge the gap between industry standards/current global scenario and academics.	
6	I am able to achieve the minimum required course outcome attainment level for my class.	
7	I have the freedom to propose/modify/suggest /incorporate new topics in the syllabus through proper forum.	

Stakeholder 3: Alumnae EIE

The following summarized result has been generated from the Feedback Analysis report on Curriculum for Alumnae for the academic year 2017-18.

The categorization of rating based on average score of different parameters is as follows: Excellent (5), Very Good (4), Good (3), Fair (2), and Poor (1). The results derived in terms of percentage of students with common views, average scores and rating are presented in Table 38 and Table 39.

Table 38

Sl. No.	Feedback Parameters	Responses (in terms of % of students)	
		Yes	No
1	Is it needed to add any content on curriculum?	30	70
2	If yes specify the content.	Mechatronics	50
		Quantum Computing	33.33
3	Is it needed to delete any content on curriculum?	0	100
4	If yes specify the content.	NA	

Table 39

Sl. No.	Feedback Parameters	Responses (in terms of % of students)					Avg (out of scale 5)	Rating
		1 (Poor)	2 (Fair)	3 (Good)	4 (Very Good)	5 (Excellent)		
5	The curriculum and syllabus content were appropriate for my placement / higher education/ development	0	0	40	30	30	3.9	Very Good
6	The Institute/Faculty helped me in placement/higher education	0	0	0	40	60	4.6	Excellent

Note: * Average score >4: Excellent; 4 >= average score >3: Very Good; 3 >= average score >2: Good

Table 40: Action Taken based on Table 38 and Table 39

Sl. No.	Feedback Parameters	Action Taken
1	Is it needed to add any content on curriculum?	It is found that more than 30% students want to add new content in the existing curriculum. This percentage cannot be ignored. But at the same time, it may be noted that already R-18 has been formed and in previous years also, we had received these type of suggestions from different stakeholders. Thus Mechatronics and Quantum Computing has been included there. Thus no specific action is required.
2	If yes specify the content.	
3	Is it needed to delete any content on curriculum?	100% students do not want to delete any course. Hence no action required.
4	If yes specify the content.	
5	The curriculum and syllabus content were appropriate for my placement / higher education/ development	Only 30% students have given 'Excellent rating in this parameter. Whereas, rest of the students have given either 'Good' or 'Very Good'. Thus curriculum modification is required. But as already R-18 has been formed, currently, no further action is required.
6	The Institute/Faculty helped me in placement/higher education	The average score 4.6 out of 5 scale is reflecting the teacher-student bonding as 'Excellent'.

The overall feedback report on Curriculum for the department of EIE is positive.


 Coordinator, IQAC
 Narula Institute of Technology
 81, Nilgunj Road, Agarpara
 Kolkata- 700109


 Principal
NARULA INSTITUTE OF TECHNOLOGY
 81, Nilgunj Road, Agarpara, Kol-109

6. Action Taken Report: Department of ME

Stakeholder 1: Student

The following summarized result has been generated from the Feedback Analysis report on Curriculum on Students for the academic year 2017-18.

The categorization of rating based on average score of different parameters is as follows: Excellent (5), Very Good (4), Good (3), Fair (2), and Poor (1). The results derived in terms of percentage of students with common views, average scores and rating are presented in *Table 41* and *Table 42*.

Table 41

Sl. No.	Feedback Parameters	Responses (in terms of % of students)	
		Yes	No
1	Is it needed to add any content on curriculum?	24	76
2	If yes specify the content.	Data Structure	40
		IOT	20
		Data Management	20
		Composites	20
3	Is it needed to delete any content on curriculum?	0	100
4	If yes specify the content.	NA	

Table 42

Sl. No.	Feedback Parameters	Responses (in terms of % of students)					Avg	Rating
		1 (Poor)	2 (Fair)	3 (Good)	4 (Very Good)	5 (Excellent)		
5	Do you think this curriculum satisfy industry requirement?	0	0	0	90.4	9.5	4.1	Excellent
6	This curriculum is compatible with the latest technology?	0	0	0	80.9	19.04	4.1	Excellent
7	Are all the courses contribute to the knowledge and skill development?	0	0	14.3	76.2	9.5	3.9	Very Good
8	Percentage of the courses challenging and interesting	0	90.5	0	4.8	4.8	2.2	Good
9	Curriculum and Syllabus are need based	0	9.5	80.9	4.7	4.7	3.04	Very Good
10	Overall rating of the existing curriculum	0	9.5	76.1	4.8	9.5	3.14	Very Good

Note: * Average score > 4: Excellent; 4 = average score > 3: Very Good; 3 = average score > 2: Good

Table 43: Action Taken based on Table 41 and Table 42

Sl. No.	Feedback Parameters	Action Taken
1	Is it needed to add any content on curriculum?	It is found that around 24% students want to add new content in the existing curriculum. Whereas, rest of the students do not want to add. Hence no actions required.
2	If yes specify the content.	But it may be noted that most of these students are following R-16 curriculum. The recommended subjects like Data Structure, IOT have been included already in the newly formed R-18 regulations. Which has not been done yet, may be planned for inclusion in R-21 regulations.

3	Is it needed to delete any content on curriculum?	100% students do not want to delete any course. Hence no action required.
4	If yes specify the content.	
5	Do you think this curriculum satisfy industry requirement?	In all these parameters the students of ME have given more than 3 out of a scale of 5, which is 'Very Good'. In one parameter the department scored 'Good'. It may be also noted that, as most of these students are following R-16 curriculum, the said subjects for inclusion are not existed in their curriculum. But, some of these have been already included in R-18 curriculum. If not, rest of the courses can be planned to be included in the upcoming regulations.
6	This curriculum is compatible with the latest technology?	
7	Are all the courses contribute to the knowledge and skill development?	
8	Percentage of the courses challenging and interesting	
9	Curriculum and Syllabus are need based	
10	Overall rating of the existing curriculum	

Stakeholder 2: Teacher

The following summarized result has been generated from the Feedback Analysis report on Curriculum for Teachers for the academic year 2017-18.

The categorization of rating based on average score of different parameters is as follows: Excellent (5), Very Good (4), Good (3), Fair (2), and Poor (1). The results derived in terms of percentage of students with common views, average scores and rating are presented in Table 44.


Table 44

Sl. No.	Feedback Parameters	Responses (in terms of % of students)					Avg (out of scale 5)	Rating
		1 (Poor)	2 (Fair)	3 (Good)	4 (Very Good)	5 (Excellent)		
1	Curriculum and syllabus are need based	0	0	42.9	57.1	0	3.6	Very Good
2	How do you rate the ambience of the College for effective delivery of the academic process?	0	0	0	42.8	57.1	4.6	Excellent
3	Sufficient reference material/books are available in the library for the topics mentioned in the syllabus	0	0	28.6	28.6	42.9	4.1	Excellent
4	How do you rate the college activities that help your students in getting jobs and placements?	0	0	0	71.4	28.6	4	Excellent
5	The course content is updated and sufficient to bridge the gap between industry standards/current global scenario and academics.	0	0	42.9	57.1	0	3.6	Very Good
6	I am able to achieve the minimum required course outcome attainment level for my class.	0	0	0	14.3	85.7	4.8	Excellent
7	I have the freedom to propose/modify/suggest /incorporate new topics in the syllabus through proper forum.	0	0	0	0	100	5	Excellent

Note: * Average score >4: Excellent; 4 >= average score >3: Very Good; 3 >= average score >2: Good

Table 45: Action Taken based on Table 44

Sl. No.	Feedback Parameters	Action Taken
1	Curriculum and syllabus are need based	Based on the Teachers feedback it is found that almost in all aspects Teachers have given on an average a 'Excellent' rating and in two aspects
2	How do you rate the ambience of the College for effective delivery of the academic process?	
3	Sufficient reference material/books are available in the library for the topics mentioned in the syllabus	



Coordinator, IQAC
Narula Institute of Technology
81, Nilgunj Road, Agarpara
Kolkata- 700109


Principal
NARULA INSTITUTE OF TECHNOLOGY
81, Nilgunj Road, Agarpara, Kol-109

4	How do you rate the college activities that help your students in getting jobs and placements?	they have given 'Very Good' rating. Hence no action is required.
5	The course content is updated and sufficient to bridge the gap between industry standards/current global scenario and academics.	
6	I am able to achieve the minimum required course outcome attainment level for my class.	
7	I have the freedom to propose/modify/suggest /incorporate new topics in the syllabus through proper forum.	

Stakeholder 3: Alumnae

There is no feedback from the Alumni for the academic year 2017-18 from ME department, as they do not have any alumni till date.


Coordinator, IQAC
Narula Institute of Technology
81, Nilgunj Road, Agarpara
Kolkata- 700109


Principal
NARULA INSTITUTE OF TECHNOLOGY
81, Nilguni Road, Agarpara, Kol-109

7. Action Taken Report: Department of CSE(M.Tech)

Stakeholder 1: Student

The following summarized result has been generated from the Feedback Analysis report on Curriculum on Students for the academic year 2017-18.

The categorization of rating based on average score of different parameters is as follows: Excellent (5), Very Good (4), Good (3), Fair (2), and Poor (1). The results derived in terms of percentage of students with common views, average scores and rating are presented in *Table 46* and *Table 47*.

Table 46

Sl. No.	Feedback Parameters	Responses (in terms of % of students)	
		Yes	No
1	Is it needed to add any content on curriculum?	22	78
2	If yes specify the content.	Wireless Sensor Network	50
		Data Science	50
3	Is it needed to delete any content on curriculum?	0	100
4	If yes specify the content.	NA	


Table 47


Sl. No.	Feedback Parameters	Responses (in terms of % of students)					Avg	Rating
		1 (Poor)	2 (Fair)	3 (Good)	4 (Very Good)	5 (Excellent)		
5	Do you think this curriculum satisfy industry requirement?	0	0	11.1	11.1	77.8	4.7	Excellent
6	This curriculum is compatible with the latest technology?	0	0	0	33.3	66.7	4.7	Excellent
7	Are all the courses contribute to the knowledge and skill development?	0	0	0	22.2	77.8	4.8	Excellent
8	Percentage of the courses challenging and interesting	0	0	0	11.1	88.8	4.9	Excellent
9	Curriculum and Syllabus are need based	0	0	0	11.1	88.8	4.9	Excellent
10	Overall rating of the existing curriculum	0	0	0	33.3	66.7	4.7	Excellent

Note: * Average score > 4: Excellent; 4 > = average score > 3: Very Good; 3 > = average score > 2: Good

Table 48: Actions Taken based on Table 46 and Table 47

Sl. No.	Feedback Parameters	Action Taken
1	Is it needed to add any content on curriculum?	It is found that 22% students want to add new content in the existing curriculum. Whereas, rest of the students not. But, while considering those 22% students, it is found that they want to add Wireless Sensor Network, Data Science as a new inclusion.
2	If yes specify the content.	It must be noted that, these students have followed R-16 curriculum and in the previous year's feedback also we have got the aforementioned subjects from different students. Thus, syllabus modification is recommended.


Coordinator, IQAC
Narula Institute of Technology
81, Nilgunj Road, Agarpara
Kolkata- 700109


Principal
NARULA INSTITUTE OF TECHNOLOGY
81, Nilgunj Road, Agarpara, Kol-109

3	Is it needed to delete any content on curriculum?	100% students do not want to delete any course. Hence no action required.
4	If yes specify the content.	
5	Do you think this curriculum satisfy industry requirement?	More than 75% students give us a rating of 5 out of 5. As an average, the score is 4.7 out of 5 scale, which is 'Excellent'.
6	This curriculum is compatible with the latest technology?	In this category also we have scored 'Excellent'. Hence no further action required.
7	Are all the courses contribute to the knowledge and skill development?	More than 75% students have given 'Excellent' rating. As a result, no further action required.
8	Percentage of the courses challenging and interesting	More than 85% students have given 'Excellent' rating. Thus scoring 4.9 out of a scale of 5. Hence, no action required.
9	Curriculum and Syllabus are need based	Here, out of 5 scale, we have scored 4.9, which is 'Excellent'.
10	Overall rating of the existing curriculum	The score is 4.7 out of 5 scale. Hence no action is required.

Stakeholder 2: Teacher

The following summarized result has been generated from the Feedback Analysis report on Curriculum for Teachers for the academic year 2017-18.

The categorization of rating based on average score of different parameters is as follows: Excellent (5), Very Good (4), Good (3), Fair (2), and Poor (1). The results derived in terms of percentage of students with common views, average scores and rating are presented in Table 49.


Table 49


Sl. No.	Feedback Parameters	Responses (in terms of % of students)					Avg (out of scale 5)	Rating
		1 (Poor)	2 (Fair)	3 (Good)	4 (Very Good)	5 (Excellent)		
1	Curriculum and syllabus are need based	0	0	6.6	26.6	66.6	4.6	Excellent
2	How do you rate the ambience of the College for effective delivery of the academic process?	0	0	6.6	40	53.3	4.5	Excellent
3	Sufficient reference material/books are available in the library for the topics mentioned in the syllabus	0	0	6.6	26.6	66.6	4.6	Excellent
4	How do you rate the college activities that help your students in getting jobs and placements?	0	0	0	20	80	4.8	Excellent
5	The course content is updated and sufficient to bridge the gap between industry standards/current global scenario and academics.	0	0	0	6.6	93.3	4.1	Excellent
6	I am able to achieve the minimum required course outcome attainment level for my class.	0	0	0	20	80	4.8	Excellent
7	I have the freedom to propose/modify/suggest /incorporate new topics in the syllabus through proper forum.	0	0	0	0	100	5	Excellent

Note: * Average score > 4: Excellent; 4 >= average score > 3: Very Good; 3 >= average score > 2: Good

Table 50: Actions Taken based on Table 49

Sl. No.	Feedback Parameters	Action Taken
1	Curriculum and syllabus are need based	Based on the Teachers feedback it is found that in all aspects Teachers have given on an average an 'Excellent' rating.
2	How do you rate the ambience of the College for effective delivery of the academic process?	
3	Sufficient reference material/books are available in the library for the topics mentioned in the syllabus	


 Coordinator, IQAC
 Narula Institute of Technology
 81, Nilgunj Road, Agarpara
 Kolkata - 700109


 Principal
NARULA INSTITUTE OF TECHNOLOGY
 81, Nilgunj Road, Agarpara, Kol-109

4	How do you rate the college activities that help your students in getting jobs and placements?	This shows the teachers' confidence and satisfaction about the Institute. Indeed it is encouraging and hence no action required.
5	The course content is updated and sufficient to bridge the gap between industry standards/current global scenario and academics.	
6	I am able to achieve the minimum required course outcome attainment level for my class.	
7	I have the freedom to propose/modify/suggest /incorporate new topics in the syllabus through proper forum.	

Stakeholder 3: Alumnae

The following summarized result has been generated from the Feedback Analysis report on Curriculum for Alumnae for the academic year 2017-18.

The categorization of rating based on average score of different parameters is as follows: Excellent (5), Very Good (4), Good (3), Fair (2), and Poor (1). The results derived in terms of percentage of students with common views, average scores and rating are presented in Table 51 and Table 52.

Table 51

Sl. No.	Feedback Parameters	Responses (in terms of % of students)	
		Yes	No
1	Is it needed to add any content on curriculum?	40	60
2	If yes specify the content.	Data Science as Elective	60
		Wireless Sensor Network as Elective	40
3	Is it needed to delete any content on curriculum?	0	100
4	If yes specify the content.	NA	


Table 52


Sl. No.	Feedback Parameters	Responses (in terms of % of students)					Avg (out of scale 5)	Rating
		1 (Poor)	2 (Fair)	3 (Good)	4 (Very Good)	5 (Excellent)		
1	The curriculum and syllabus content were appropriate for my placement / higher education/ development	0	0	10	60	30	4.2	Excellent
2	The Institute/Faculty helped me in placement/higher education	0	0	0	0	100	5	Excellent

Note:* Average score>4: Excellent; 4>=average score>3: Very Good; 3>=average score>2: Good

Table 53: Actions Taken based on Table 51 and Table 52.

Sl. No.	Feedback Parameters	Action Taken
1	Is it needed to add any content on curriculum?	It is found that 40% students want to add new content in the existing curriculum. Definitely this is an alarming message to all of us. However, it is noted that, already the subjects those were mentioned by the alumnae needs to be considered to the inclusion of the upcoming regulations. As, suggestions have been come from 40% alumnae, it cannot be ignored. Hence, syllabus modification is recommended.
2	If yes specify the content.	
3	Is it needed to delete any content on curriculum?	100% students do not want to delete any course. Hence no action required.
4	If yes specify the content.	


Coordinator, IQAC
Narula Institute of Technology
81, Nilgunj Road, Agarpara
Kolkata - 700029


Principal
NARULA INSTITUTE OF TECHNOLOGY
81, Nilgunj Road, Agarpara, Kolkata - 700029

5	The curriculum and syllabus content were appropriate for my placement / higher education/ development	The department scored 4.2 out of a scale of 5, which is 'Excellent'. Hence no action required.
6	The Institute/Faculty helped me in placement/higher education	100% students have given 5 out of 5 scale regarding this criteria. As a result, the strong bonding of the Teacher-Student relationship is reflected.

The overall feedback report on Curriculum for the department of CSE is encouraging. However, as per the feedback analysis we are on the process of reframing the curriculum and syllabus.


Coordinator, IQAC
Narula Institute of Technology
81, Nilgunj Road, Agarpara
Kolkata- 700109


Principal
NARULA INSTITUTE OF TECHNOLOGY
81, Nilgunj Road, Agarpara, Kol-109

8. Action Taken Report: Department of ECE(M.Tech)

Stakeholder 1: Student

The following summarized result has been generated from the Feedback Analysis report on Curriculum on Students for the academic year 2017-18.

The categorization of rating based on average score of different parameters is as follows: Excellent (5), Very Good (4), Good (3), Fair (2), and Poor (1). The results derived in terms of percentage of students with common views, average scores and rating are presented in *Table 54* and *Table 55*.

Table 54

Sl. No.	Feedback Parameters	Responses (in terms of % of students)	
		Yes	No
1	Is it needed to add any content on curriculum?	0	100
2	If yes specify the content.	NA	
3	Is it needed to delete any content on curriculum?	0	100
4	If yes specify the content.	NA	

Table 55

Sl. No.	Feedback Parameters	Responses (in terms of % of students)					Avg	Rating
		1 (Poor)	2 (Fair)	3 (Good)	4 (Very Good)	5 (Excellent)		
5	Do you think this curriculum satisfy industry requirement?	0	0	0	22.2	77.8	4.7	Excellent
6	This curriculum is compatible with the latest technology?	0	0	0	11.1	88.9	4.8	Excellent
7	Are all the courses contribute to the knowledge and skill development?	0	0	0	11.1	88.9	4.8	Excellent
8	Percentage of the courses challenging and interesting	0	0	0	22.2	77.8	4.7	Excellent
9	Curriculum and Syllabus are need based	0	0	0	11.1	88.9	4.8	Excellent
10	Overall rating of the existing curriculum	0	0	0	22.2	77.8	4.7	Excellent

Note: * Average score > 4: Excellent; 4 = average score > 3: Very Good; 3 = average score > 2: Good

Table 56: Actions Taken based on Table 54 and Table 55

Sl. No.	Feedback Parameters	Action Taken
1	Is it needed to add any content on curriculum?	100% students do not want to add any course. Hence no action required.
2	If yes specify the content.	
3	Is it needed to delete any content on curriculum?	100% students do not want to delete any course. Hence no action required.
4	If yes specify the content.	
5	Do you think this curriculum satisfy industry requirement?	More than 85% students give us a rating of 'Excellent'. Hence no action required.
6	This curriculum is compatible with the latest technology?	In this category also we have scored 'Excellent'. Hence no further action required.
7	Are all the courses contribute to the knowledge and skill development?	More than 85% students have given 'Excellent' rating. As a result, no further action required.

8	Percentage of the courses challenging and interesting	More than 75% students have given 'Excellent' rating. Thus scoring 4.7 out of a scale of 5. Hence, no action required.
9	Curriculum and Syllabus are need based	Here, out of 5 scale, we have scored 4.8, which is 'Excellent'.
10	Overall rating of the existing curriculum	Almost 75% students have given 'Excellent' rating in this field.

Stakeholder 2: Teacher

The following summarized result has been generated from the Feedback Analysis report on Curriculum for Teachers for the academic year 2017-18.

The categorization of rating based on average score of different parameters is as follows: Excellent (5), Very Good (4), Good (3), Fair (2), and Poor (1). The results derived in terms of percentage of students with common views, average scores and rating are presented in Table 57.

Table 57

Sl. No.	Feedback Parameters	Responses (in terms of % of students)					Avg (out of scale 5)	Rating
		1 (Poor)	2 (Fair)	3 (Good)	4 (Very Good)	5 (Excellent)		
1	Curriculum and syllabus are need based	0	0	0	40	60	4.6	Excellent
2	How do you rate the ambience of the College for effective delivery of the academic process?	0	0	0	40	60	4.6	Excellent
3	Sufficient reference material/books are available in the library for the topics mentioned in the syllabus	0	0	0	20	80	4.8	Excellent
4	How do you rate the college activities that help your students in getting jobs and placements?	0	0	0	50	50	4.5	Excellent
5	The course content is updated and sufficient to bridge the gap between industry standards/current global scenario and academics.	0	0	0	45	55	4.6	Excellent
6	I am able to achieve the minimum required course outcome attainment level for my class.	0	0	0	5	95	4.95	Excellent
7	I have the freedom to propose/modify/suggest /incorporate new topics in the syllabus through proper forum.	0	0	0	10	90	4.9	Excellent

Note: * Average score >4: Excellent; 4 >= average score >3: Very Good; 3 >= average score >2: Good

Table 58: Actions Taken based on Table 57

Sl. No.	Feedback Parameters	Action Taken
1	Curriculum and syllabus are need based	Based on the Teachers feedback it is found that in all aspects Teachers have given on an average an 'Excellent' rating. This shows the teachers' faith and satisfaction about the Institute. Indeed it is encouraging and hence no action required.
2	How do you rate the ambience of the College for effective delivery of the academic process?	
3	Sufficient reference material/books are available in the library for the topics mentioned in the syllabus	
4	How do you rate the college activities that help your students in getting jobs and placements?	
5	The course content is updated and sufficient to bridge the gap between industry standards/current global scenario and academics.	
6	I am able to achieve the minimum required course outcome attainment level for my class.	
7	I have the freedom to propose/modify/suggest /incorporate new topics in the syllabus through proper forum.	

Stakeholder 3: Alumnae

The following summarized result has been generated from the Feedback Analysis report on Curriculum for Alumnae for the academic year 2017-18.

The categorization of rating based on average score of different parameters is as follows: Excellent (5), Very Good (4), Good (3), Fair (2), and Poor (1). The results derived in terms of percentage of students with common views, average scores and rating are presented in Table 59 and Table 60.

Table 59

Sl. No.	Feedback Parameters	Responses (in terms of % of students)	
		Yes	No
1	Is it needed to add any content on curriculum?	0	100
2	If yes specify the content.	NA	
3	Is it needed to delete any content on curriculum?	0	100
4	If yes specify the content.	NA	

Table 60

Sl. No.	Feedback Parameters	Responses (in terms of % of students)					Avg (out of scale 5)	Rating
		1 (Poor)	2 (Fair)	3 (Good)	4 (Very Good)	5 (Excellent)		
1	The curriculum and syllabus content were appropriate for my placement / higher education/ development	0	0	0	14.3	85.7	4.89	Excellent
2	The Institute/Faculty helped me in placement/higher education	0	0	0	14.3	85.7	4.89	Excellent

Note: * Average score >4: Excellent; 4 >= average score >3: Very Good; 3 >= average score >2: Good

Table 61: Actions Taken based on Table 59 and Table 60.

Sl. No.	Feedback Parameters	Action Taken
1	Is it needed to add any content on curriculum?	100% alumnae do not want to add any course. Hence no action required.
2	If yes specify the content.	
3	Is it needed to delete any content on curriculum?	100% students do not want to delete any course. Hence no action required.
4	If yes specify the content.	
5	The curriculum and syllabus content were appropriate for my placement / higher education/ development	85.7% students give us a rating of 5. As a whole, the department scored 4.66 out of a scale of 5, which is 'Excellent'. Hence no action required.
6	The Institute/Faculty helped me in placement/higher education	4.89 out of a scale of 5 reflects the strong bonding of the Teacher-Student relationship.

The overall feedback report on Curriculum for the department of ECE is encouraging.


 Coordinator, IQAC
 Narula Institute of Technology
 81, Nilgunj Road, Agarpara
 Kolkata- 700109


 Principal
NARULA INSTITUTE OF TECHNOLOGY
 81, Nilgunj Road, Agarpara, Kol-109

9. Action Taken Report: Departemnt of MCA

Stakeholder 1: Student

The following summarized result has been generated from the Feedback Analysis report on Curriculum on Students for the academic year 2017-18.

The categorization of rating based on average score of different parameters is as follows: Excellent (5), Very Good (4), Good (3), Fair (2), and Poor (1). The results derived in terms of percentage of students with common views, average scores and rating are presented in *Table 62* and *Table 63*.

Table 62

Sl. No.	Feedback Parameters	Responses (in terms of % of students)	
		Yes	No
1	Is it needed to add any content on curriculum?	36	64
2	If yes specify the content.	Stress Management	60
		Bioinformatics	40
3	Is it needed to delete any content on curriculum?	0	100
4	If yes specify the content.	NA	

Table 63

Sl. No.	Feedback Parameters	Responses (in terms of % of students)					Avg	Rating
		1 (Poor)	2 (Fair)	3 (Good)	4 (Very Good)	5 (Excellent)		
5	Do you think this curriculum satisfy industry requirement?	0	0	85.7	14.3	0	3.1	Very Good
6	This curriculum is compatible with the latest technology?	0	14.3	50	35.7	0	3.2	Very Good
7	Are all the courses contribute to the knowledge and skill development?	0	0	35.7	28.6	35.7	4	Excellent
8	Percentage of the courses challenging and interesting	0	0	64.3	21.4	14.3	3.5	Very Good
9	Curriculum and Syllabus are need based	0	0	100	0	0	3	Good
10	Overall rating of the existing curriculum	0	0	100	0	0	3	Good

Note: * Average score > 4: Excellent; 4 >= average score > 3: Very Good; 3 >= average score > 2: Good

Table 64: Action Taken based on Table 62 and Table 63

Sl. No.	Feedback Parameters	Action Taken
1	Is it needed to add any content on curriculum?	It is found that around more than 36% students want to add new content in the existing curriculum. Indeed this is an alarming message. But it may be noted that these students are following R-16 curriculum. The recommended subjects by these students needs to be considered to inclusion in the upcoming regulations.
2	If yes specify the content.	
3	Is it needed to delete any content on curriculum?	100% students do not want to delete any course. Hence no action required.
4	If yes specify the content.	
5	Do you think this curriculum satisfy industry requirement?	In all these parameters the students of MCA have given more than 3 out of a scale of 5, which is 'Very Good'. However, the curriculum needs to be modified to acquire 'Excellent' rating. Hence syllabus modification is recommended.
6	This curriculum is compatible with the latest technology?	

7	Are all the courses contribute to the knowledge and skill development?	
8	Percentage of the courses challenging and interesting	
9	Curriculum and Syllabus are need based	
10	Overall rating of the existing curriculum	

Stakeholder 2: Teacher

The following summarized result has been generated from the Feedback Analysis report on Curriculum for Teachers for the academic year 2017-18.

The categorization of rating based on average score of different parameters is as follows: Excellent (5), Very Good (4), Good (3), Fair (2), and Poor (1). The results derived in terms of percentage of students with common views, average scores and rating are presented in Table 65.

Table 65

Sl. No.	Feedback Parameters	Responses (in terms of % of students)					Avg (out of scale 5)	Rating
		1 (Poor)	2 (Fair)	3 (Good)	4 (Very Good)	5 (Excellent)		
1	Curriculum and syllabus are need based	0	0	33.3	50	16.7	3.8	Very Good
2	How do you rate the ambience of the College for effective delivery of the academic process?	0	16.6	16.6	33.3	33.3	3.8	Very Good
3	Sufficient reference material/books are available in the library for the topics mentioned in the syllabus	0	0	16.6	66.6	16.6	4	Very Good
4	How do you rate the college activities that help your students in getting jobs and placements?	0	16.6	0	50	33.3	4	Very Good
5	The course content is updated and sufficient to bridge the gap between industry standards/current global scenario and academics.	0	0	16.6	66.6	16.6	4	Very Good
6	I am able to achieve the minimum required course outcome attainment level for my class.	0	0	0	33.3	66.6	4.7	Excellent
7	I have the freedom to propose/modify/suggest /incorporate new topics in the syllabus through proper forum.	0	0	0	16.6	83.3	4.8	Excellent

Note:* Average score>4: Excellent; 4>=average score>3: Very Good; 3>=average score>2: Good

Table 66: Action Taken based on Table 65

Sl. No.	Feedback Parameters	Action Taken
1	Curriculum and syllabus are need based	Based on the Teachers feedback it is found that in all aspects Teachers have given on an average a 'Very Good' rating. In all the seven parameters the average score is more than 3 out of a scale of 5. In the last two parameters Teachers have given more than 4.5 out of 5 scale, which is 'Excellent'. Hence no specific actions are required. But syllabus modifications will enhance the overall rating in future. Hence, syllabus modification is recommended.
2	How do you rate the ambience of the College for effective delivery of the academic process?	
3	Sufficient reference material/books are available in the library for the topics mentioned in the syllabus	
4	How do you rate the college activities that help your students in getting jobs and placements?	
5	The course content is updated and sufficient to bridge the gap between industry standards/current global scenario and academics.	
6	I am able to achieve the minimum required course outcome attainment level for my class.	
7	I have the freedom to propose/modify/suggest /incorporate new topics in the syllabus through proper forum.	


 Coordinator, IQAC
 Narula Institute of Technology
 81, Nilgunj Road, Agarpara
 Kolkata- 700109


 Principal
NARULA INSTITUTE OF TECHNOLOGY
 81, Nilgunj Road, Agarpara, Kol-109

Stakeholder 3: Alumnae

The following summarized result has been generated from the Feedback Analysis report on Curriculum for Alumnae for the academic year 2017-18.

The categorization of rating based on average score of different parameters is as follows: Excellent (5), Very Good (4), Good (3), Fair (2), and Poor (1). The results derived in terms of percentage of students with common views, average scores and rating are presented in Table 67 and Table 68.

Table 67

Sl. No.	Feedback Parameters	Responses (in terms of % of students)	
		Yes	No
1	Is it needed to add any content on curriculum?	29	71
2	If yes specify the content.	Python	50
		DBMS	17
		Robotics	17
		Bioinformatics	17
3	Is it needed to delete any content on curriculum?	0	100
4	If yes specify the content.	NA	

Table 68

Sl. No.	Feedback Parameters	Responses (in terms of % of students)					Avg (out of scale 5)	Rating
		1 (Poor)	2 (Fair)	3 (Good)	4 (Very Good)	5 (Excellent)		
1	The curriculum and syllabus content were appropriate for my placement / higher education/ development	0	14.3	57.1	14.3	14.3	3.3	Very Good
2	The Institute/Faculty helped me in placement/higher education	0	28.6	57.1	0	14.3	3	Good

Note: * Average score >4: Excellent; 4 >= average score >3: Very Good; 3 >= average score >2: Good

Table 69: Action Taken based on Table 67 and Table 68

Sl. No.	Feedback Parameters	Action Taken
1	Is it needed to add any content on curriculum?	It is found that more than 29% students want to add new content in the existing curriculum. This percentage cannot be ignored. Thus it is noted that Bioinformatics, Robotics, Python etc. will be considered as an inclusion to the upcoming regulation.
2	If yes specify the content.	
3	Is it needed to delete any content on curriculum?	100% students do not want to delete any course. Hence no action required.
4	If yes specify the content.	
5	The curriculum and syllabus content were appropriate for my placement / higher education/ development	The average score in these aspects are more than 3 out of 5 scale, which is 'Very Good', but not 'Excellent'. Hence modification of the curriculum in the upcoming regulations are recommended.
6	The Institute/Faculty helped me in placement/higher education	

The feedback report of MCA department on Curriculum recommends modification of the same in the upcoming regulation.


 Coordinator, IQAC
 Narula Institute of Technology
 81, Nilgunj Road, Agarpara
 Kolkata- 700109


 Principal
NARULA INSTITUTE OF TECHNOLOGY
 81, Nilgunj Road, Agarpara, Kol-109

Action Taken Report on Stakeholder 4: Employer

The following summarized result has been generated from the Feedback Analysis report on Curriculum on Employers for the academic year 2017-18.

The categorization of rating based on average score of different parameters is as follows: Excellent (5), Very Good (4), Good (3), Fair (2), and Poor (1). The results derived in terms of percentage of students with common views, average scores and rating are presented in *Table 70*.

Table 70

Sl. No.	Feedback Parameters	Responses (in terms of % of students)					Avg (out of scale 5)	Rating
		1 (Poor)	2 (Fair)	3 (Good)	4 (Very Good)	5 (Excellent)		
1	The technical knowledge of the student is	0	0	33.33	50	16.7	3.83	Very Good
2	The curriculum and syllabus provide sufficient knowledge in the area of study	0	0	16.66	66.66	16.66	4	Very Good
3	Do you think this curriculum satisfy industry requirement?	0	0	16.66	66.66	16.66	4	Very Good


Note: * Average score >4: Excellent; 4 >= average score >3: Very Good; 3 >= average score >2: Good

Table 71: Actions Taken based on Table 70

Sl. No.	Feedback Parameters	Actions Taken
1	The technical knowledge of the student is	Scored 3.83 out of 5 scale, which is 'Very Good'. Therefore, TPO cell needs to take care of the more grooming classes on technical issues to avail 'Excellent' feedback from the Employers in future.
2	The curriculum and syllabus provide sufficient knowledge in the area of study	Feedback analysis report shows 'Very Good' grade. To improve this factor, curriculum modification is required, which already we have done. In some of the departments, the modification of the syllabus will be carried out very soon.
3	Do you think this curriculum satisfy industry requirement?	The overall score on this parameter is 4 out of a scale of 5, which is 'Very Good'.
4	Is it needed to add any content on curriculum?	Few courses need to be added as per some of the Employers. But it is found that those referenced subjects have been already included in R-18. However, as per their suggestions, it is decided that at present some of the suggested topics can be considered for the value added courses in the upcoming semester.



.....
Coordinator,
IQAC, Narula Institute of Technology
Coordinator, IQAC
Narula Institute of Technology
81, Nilgunj Road, Agarpara
Kolkata- 700109



.....
Principal,
Narula Institute of Technology