

**Narula Institute of Technology  
81 Nilgunj Road, Kolkata – 700109**



**ACTION TAKEN REPORT (ATR)  
ON CURRICULUM FEEDBACK  
2016-2017**

# ACTION TAKEN REPORT (ATR) ON CURRICULUM FEEDBACK 2016-2017

The IQAC of Narula Institute of Technology has developed the feedback mechanism of the Institute with great care. Department wise feedbacks were collected from the different stakeholders like Student, Teacher, Alumni, and Employer. Based on those feedbacks actions are taken department wise. In the following sections branch wise action taken report has been discussed and at the end action taken report of Employers for the institute has been included.

## 1. Action Taken Report: Department of CSE(B.Tech)

### Stakeholder 1: Student

The following summarized result has been generated from the Feedback Analysis report on Curriculum on Students for the academic year 2016-17.

The categorization of rating based on average score of different parameters is as follows: Excellent (5), Very Good (4), Good (3), Fair (2), and Poor (1). The results derived in terms of percentage of students with common views, average scores and rating are presented in *Table 1* and *Table 2*.

*Table 1*

Sl. No.	Feedback Parameters	Responses (in terms of % of students)	
		Yes	No
1	Is it needed to add any content on curriculum?	10	90
2	If yes specify the content.	<b>Robotics</b>	34
		<b>Distributed Algorithm</b>	33
		<b>Distributed Database</b>	33
3	Is it needed to delete any content on curriculum?	0	100
4	If yes specify the content.	NA	

*Table 2*

Sl. No.	Feedback Parameters	Responses (in terms of % of students)					Avg	Rating
		1 (Poor)	2 (Fair)	3 (Good)	4 (Very Good)	5 (Excellent)		
5	Do you think this curriculum satisfy industry requirement?	0	0	0	15	85	4.85	Excellent
6	This curriculum is compatible with the latest technology?	0	8.3	5	15	71.7	4.5	Excellent
7	Are all the courses contribute to the knowledge and skill development?	0	0	3.3	16.7	80	4.7	Excellent

Coordinator, IQAC  
Narula Institute of Technology  
81, Nilgunj Road, Agarpara  
Kolkata- 700109

  
Principal

Page 2 of 25

**NARULA INSTITUTE OF TECHNOLOGY**  
81, Nilguni Road, Agarpara, Kol-109



8	Percentage of the courses challenging and interesting	0	0	1.7	6.7	91.7	4.9	Excellent
9	Curriculum and Syllabus are need based	0	0	15	11.7	73.3	4.6	Excellent
10	Overall rating of the existing curriculum	0	0	6.7	26.7	66.7	4.6	Excellent

Note: \* Average score >4: Excellent; 4 >= average score >3: Very Good; 3 >= average score >2: Good

Table 3: Actions Taken based on Table 1 and Table 2

Sl. No.	Feedback Parameters	Action Taken
1	Is it needed to add any content on curriculum?	It is found that 10 % students want to add new content in the existing curriculum. Whereas, 90% students do not want to add. But, we should not ignore these 10% students, as their suggested subjects are the most trending ones considering the current market. But it is found that most of these subjects have been included in the newly formed R-16 curriculum. Hence no action is required.
2	If yes specify the content.	
3	Is it needed to delete any content on curriculum?	100% students do not want to delete any course. Hence no action required.
4	If yes specify the content.	
5	Do you think this curriculum satisfy industry requirement?	More than 85% students give us a rating of 'Excellent'. But To enhance this skill further on knowledge partnership with industry, in each technical department one industry adjunct professor and one industry mentor have been given responsibility.
6	This curriculum is compatible with the latest technology?	In this category also we have scored 'Excellent'. Hence no further action required.
7	Are all the courses contribute to the knowledge and skill development?	80% students have given 'Excellent' rating. As a result, no further action required.
8	Percentage of the courses challenging and interesting	More than 90% students have given 'Excellent' rating. Thus scoring 4.9 out of a scale of 5. Hence, no action required.
9	Curriculum and Syllabus are need based	Here, out of 5 scale, we have scored 4.6, which is 'Excellent'.
10	Overall rating of the existing curriculum	In this criteria on an average the score is 4.6 out of 5, which is 'Excellent' again. Therefore, no further action is required.

## Stakeholder 2: Teacher

The following summarized result has been generated from the Feedback Analysis report on Curriculum for Teachers for the academic year 2016-17.

The categorization of rating based on average score of different parameters is as follows: Excellent (5), Very Good (4), Good (3), Fair (2), and Poor (1). The results derived in terms of percentage of students with common views, average scores and rating are presented in Table 4.

Table 4

Sl. No.	Feedback Parameters	Responses (in terms of % of students)					Avg (out of scale 5)	Rating
		1 (Poor)	2 (Fair)	3 (Good)	4 (Very Good)	5 (Excellent)		
1	Curriculum and syllabus are need based	0	8.3	33.3	25	41.6	3.8	Very Good
2	How do you rate the ambience of the College for effective delivery of the academic process?	0	0	8.3	25	66.6	4.6	Excellent
3	Sufficient reference material/books are available in the library for the topics mentioned in the syllabus	0	0	8.3	25	66.6	4.6	Excellent
4	How do you rate the college activities that help your students in getting jobs and placements?	0	0	0	33.3	66.6	4.6	Excellent

Coordinator, IQAC  
Narula Institute of Technology  
81, Nilgunj Road, Agarpara  
Kolkata- 700109

Principal

NARULA INSTITUTE OF TECHNOLOGY  
81, Nilgunj Road, Agarpara, Kol-109



5	The course content is updated and sufficient to bridge the gap between industry standards/current global scenario and academics.	0	0	33.3	41.6	25	3.9	Very Good
6	I am able to achieve the minimum required course outcome attainment level for my class.	0	0	0	25	75	4.75	Excellent
7	I have the freedom to propose/modify/suggest /incorporate new topics in the syllabus through proper forum.	0	0	0	0	100	5	Excellent

Note: \* Average score >4: Excellent; 4 >= average score >3: Very Good; 3 >= average score >2: Good

Table 5: Actions Taken based on Table 4

Sl. No.	Feedback Parameters	Action Taken
1	Curriculum and syllabus are need based	Based on the Teachers feedback it is found that in all aspects Teachers have given on an average an 'Excellent' rating. However, they have given 'Very Good' rating in the criteria 1 and 5. Through these two parameters we have come to the conclusion that the current curriculum is not so much up to date to bridge the gap between the industry standards and academics. Hence, modification/inclusion of some trending subjects will improve the overall satisfaction of the Teachers. However, it may be noted that already some of such subjects have been included in newly formed R-16 curriculum. Hence no action is required.
2	How do you rate the ambience of the College for effective delivery of the academic process?	
3	Sufficient reference material/books are available in the library for the topics mentioned in the syllabus	
4	How do you rate the college activities that help your students in getting jobs and placements?	
5	The course content is updated and sufficient to bridge the gap between industry standards/current global scenario and academics.	
6	I am able to achieve the minimum required course outcome attainment level for my class.	
7	I have the freedom to propose/modify/suggest /incorporate new topics in the syllabus through proper forum.	

### Stakeholder 3: Alumnae

The following summarized result has been generated from the Feedback Analysis report on Curriculum for Alumnae for the academic year 2016-17.

The categorization of rating based on average score of different parameters is as follows: Excellent (5), Very Good (4), Good (3), Fair (2), and Poor (1). The results derived in terms of percentage of students with common views, average scores and rating are presented in Table 6 and Table 7.

Table 6

Sl. No.	Feedback Parameters	Responses (in terms of % of students)	
		Yes	No
1	Is it needed to add any content on curriculum?	40	60
2	If yes specify the content.	Bioinformatics	43
		Robotics	57
3	Is it needed to delete any content on curriculum?	0	100
4	If yes specify the content.	NA	

Table 7

Sl. No.	Feedback Parameters	Responses (in terms of % of students)					Avg (out of scale 5)	Rating
		1 (Poor)	2 (Fair)	3 (Good)	4 (Very Good)	5 (Excellent)		
1	The curriculum and syllabus content were appropriate for my placement / higher education/ development	0	0	46.6	26.6	26.6	3.9	Very Good

Coordinator, IQAC  
Narula Institute of Technology  
81, Nilgunj Road, Agarpara  
Kolkata- 700109



2	The Institute/Faculty helped me in placement/higher education	0	0	13.3	26.6	60	4.5	Excellent
---	---	---	---	------	------	----	-----	-----------

Note: \* Average score >4: Excellent; 4 >= average score >3: Very Good; 3 >= average score >2: Good

Table 8: Actions Taken based on Table 6 and Table 7.

Sl. No.	Feedback Parameters	Action Taken
1	Is it needed to add any content on curriculum?	It is found that 40% alumnae want to add new content in the existing curriculum. However, it is noted that, already the subjects those were mentioned by the alumnae has been considered to the inclusion of the recently formed R-16 regulations. Hence no further action is required.
2	If yes specify the content.	
3	Is it needed to delete any content on curriculum?	100% students do not want to delete any course. Hence no action required.
4	If yes specify the content.	
5	The curriculum and syllabus content were appropriate for my placement / higher education/ development	The department scored 3.9 out of a scale of 5, which is 'Very Good'. To achieve 'Excellent' rating, already curriculum modification has been taken place. Hence no action required.
6	The Institute/Faculty helped me in placement/higher education	4.5 out of 5 scale shows the strong bonding of the Teacher-Student relationship of the department, as well as of the Institute.

The overall feedback report on Curriculum for the department of CSE is encouraging. However, updations/modifications of the curriculum is recommended.

  
 Coordinator, IQAC  
 Narula Institute of Technology  
 81, Nilgunj Road, Agarpara  
 Kolkata- 700109

  
 Principal  
**NARULA INSTITUTE OF TECHNOLOGY**  
 81, Nilgunj Road, Agarpara, Kol-109

## 2. Action Taken Report: Department of ECE(B.Tech)

### Stakeholder 1: Student

The following summarized result has been generated from the Feedback Analysis report on Curriculum on Students for the academic year 2016-17.

The categorization of rating based on average score of different parameters is as follows: Excellent (5), Very Good (4), Good (3), Fair (2), and Poor (1). The results derived in terms of percentage of students with common views, average scores and rating are presented in *Table 9* and *Table 10*.

*Table 9*

Sl. No.	Feedback Parameters	Responses (in terms of % of students)	
		Yes	No
1	Is it needed to add any content on curriculum?	7	93
2	If yes specify the content.	Machine Learning	11
		Python	89
3	Is it needed to delete any content on curriculum?	0	100
4	If yes specify the content.	NA	

*Table 10*

Sl. No.	Feedback Parameters	Responses (in terms of % of students)					Avg	Rating
		1 (Poor)	2 (Fair)	3 (Good)	4 (Very Good)	5 (Excellent)		
5	Do you think this curriculum satisfy industry requirement?	0	0	0	16.4	83.6	4.8	Excellent
6	This curriculum is compatible with the latest technology?	0	0	0	19.5	80.5	4.8	Excellent
7	Are all the courses contribute to the knowledge and skill development?	0	0	0	4.7	95.3	4.9	Excellent
8	Percentage of the courses challenging and interesting	0	0	3.1	2.3	94.5	4.9	Excellent
9	Curriculum and Syllabus are need based	0	0	0	10.1	89.8	4.8	Excellent
10	Overall rating of the existing curriculum	0	0	0	9.4	90.6	4.9	Excellent

Note: \* Average score >4: Excellent; 4 >= average score >3: Very Good; 3 >= average score >2: Good

*Table 11: Action Taken based on Table 9 and Table 10*

Sl. No.	Feedback Parameters	Action Taken
1	Is it needed to add any content on curriculum?	It is found that only 7% students want to add new content in the existing curriculum. Whereas, around 93% students do not want to add. Hence no actions required.
2	If yes specify the content.	
3	Is it needed to delete any content on curriculum?	100% students do not want to delete any course. Hence no action required.
4	If yes specify the content.	
5	Do you think this curriculum satisfy industry requirement?	In all these parameters the students of ECE have given more than 4.5 out of a scale of 5,
6	This curriculum is compatible with the latest technology?	



7	Are all the courses contribute to the knowledge and skill development?	which is 'Excellent'. This shows the immense confidence of the students on the various curriculum aspects. Therefore, no further actions are required.
8	Percentage of the courses challenging and interesting	
9	Curriculum and Syllabus are need based	
10	Overall rating of the existing curriculum	

### Stakeholder 2: Teacher

The following summarized result has been generated from the Feedback Analysis report on Curriculum for Teachers for the academic year 2016-17.

The categorization of rating based on average score of different parameters is as follows: Excellent (5), Very Good (4), Good (3), Fair (2), and Poor (1). The results derived in terms of percentage of students with common views, average scores and rating are presented in **Table 12**.

**Table 12**


Sl. No.	Feedback Parameters	Responses (in terms of % of students)					Avg (out of scale 5)	Rating
		1 (Poor)	2 (Fair)	3 (Good)	4 (Very Good)	5 (Excellent)		
1	Curriculum and syllabus are need based	0	0	0	42.1	57.9	4.6	Excellent
2	How do you rate the ambience of the College for effective delivery of the academic process?	0	0	0	47.4	52.6	4.5	Excellent
3	Sufficient reference material/books are available in the library for the topics mentioned in the syllabus	0	0	0	26.3	73.7	4.7	Excellent
4	How do you rate the college activities that help your students in getting jobs and placements?	0	0	0	57.9	42.1	4.4	Excellent
5	The course content is updated and sufficient to bridge the gap between industry standards/current global scenario and academics.	0	0	0	42.1	57.9	4.6	Excellent
6	I am able to achieve the minimum required course outcome attainment level for my class.	0	0	0	10.5	89.5	4.9	Excellent
7	I have the freedom to propose/modify/suggest /incorporate new topics in the syllabus through proper forum.	0	0	0	5.3	94.7	4.9	Excellent

Note: \* Average score > 4: Excellent; 4 >= average score > 3: Very Good; 3 >= average score > 2: Good

**Table 13: Action Taken based on Table 12**

Sl. No.	Feedback Parameters	Action Taken
1	Curriculum and syllabus are need based	Based on the Teachers feedback it is found that in all aspects Teachers have given on an average an 'Excellent' rating. In all the seven parameters the average score is more than 4 out of a scale of 5. Hence no specific actions are required.
2	How do you rate the ambience of the College for effective delivery of the academic process?	
3	Sufficient reference material/books are available in the library for the topics mentioned in the syllabus	
4	How do you rate the college activities that help your students in getting jobs and placements?	
5	The course content is updated and sufficient to bridge the gap between industry standards/current global scenario and academics.	
6	I am able to achieve the minimum required course outcome attainment level for my class.	
7	I have the freedom to propose/modify/suggest /incorporate new topics in the syllabus through proper forum.	

Coordinator, IQAC  
Narula Institute of Technology  
81, Nilgunj Road, Agarpara  
Kolkata- 700109

  
Principal

**NARULA INSTITUTE OF TECHNOLOGY**  
81, Nilguni Road, Agarpara, Kol-109



### Stakeholder 3: Alumnae

The following summarized result has been generated from the Feedback Analysis report on Curriculum for Alumnae for the academic year 2016-17.

The categorization of rating based on average score of different parameters is as follows: Excellent (5), Very Good (4), Good (3), Fair (2), and Poor (1). The results derived in terms of percentage of students with common views, average scores and rating are presented in Table 14 and Table 15.

**Table 14**

Sl. No.	Feedback Parameters	Responses (in terms of % of students)	
		Yes	No
1	Is it needed to add any content on curriculum?	14	86
2	If yes specify the content.	Machine Learning	20
		Python	60
		Machine Learning, Python	20
3	Is it needed to delete any content on curriculum?	0	100
4	If yes specify the content.	NA	

**Table 15**

Sl. No.	Feedback Parameters	Responses (in terms of % of students)					Avg (out of scale 5)	Rating
		1 (Poor)	2 (Fair)	3 (Good)	4 (Very Good)	5 (Excellent)		
1	The curriculum and syllabus content were appropriate for my placement / higher education/ development	0	0	0	25.7	74.3	4.5	Excellent
2	The Institute/Faculty helped me in placement/higher education	0	0	0	14.3	85.7	4.6	Excellent

Note: \* Average score > 4: Excellent; 4 >= average score > 3: Very Good; 3 >= average score > 2: Good

**Table 16: Action Taken based on Table 14 and Table 15**

Sl. No.	Feedback Parameters	Action Taken
1	Is it needed to add any content on curriculum?	It is found that only 14% students want to add new content in the existing curriculum. But 86% not. Hence no action is required.
2	If yes specify the content.	
3	Is it needed to delete any content on curriculum?	100% students do not want to delete any course. Hence no action required.
4	If yes specify the content.	
5	The curriculum and syllabus content were appropriate for my placement / higher education/ development	More than 70% students give us a rating of 5. As a whole, the department scored 4.5 out of a scale of 5, which is 'Excellent'. Hence no action required.
6	The Institute/Faculty helped me in placement/higher education	More than 85% students agrees this statement. Thus the strong bonding of the Teacher-Student relationship is reflected and no action required.

The overall feedback report on Curriculum for the department of ECE is positive.

  
 Coordinator, IQAC  
 Narula Institute of Technology  
 81, Nilgunj Road, Agarpara  
 Kolkata- 700109

  
 Principal  
**NARULA INSTITUTE OF TECHNOLOGY**  
 81, Nilgunj Road, Agarpara, Kol-109



### 3. Action Taken Report: Department of IT

#### Stakeholder 1: Student

The following summarized result has been generated from the Feedback Analysis report on Curriculum on Students for the academic year 2016-17.

The categorization of rating based on average score of different parameters is as follows: Excellent (5), Very Good (4), Good (3), Fair (2), and Poor (1). The results derived in terms of percentage of students with common views, average scores and rating are presented in *Table 17* and *Table 18*.

*Table 17*

Sl. No.	Feedback Parameters	Responses (in terms of % of students)	
		Yes	No
1	Is it needed to add any content on curriculum?	0	100
2	If yes specify the content.	NA	
3	Is it needed to delete any content on curriculum?	0	100
4	If yes specify the content.	NA	


*Table 18*

Sl. No.	Feedback Parameters	Responses (in terms of % of students)					Avg	Rating
		1 (Poor)	2 (Fair)	3 (Good)	4 (Very Good)	5 (Excellent)		
5	Do you think this curriculum satisfy industry requirement?	0	0	10.8	62.1	27.02	4.2	Excellent
6	This curriculum is compatible with the latest technology?	0	0	0	67.6	32.4	4.3	Excellent
7	Are all the courses contribute to the knowledge and skill development?	0	0	0	51.4	48.6	4.5	Excellent
8	Percentage of the courses challenging and interesting	0	0	40.5	27.02	32.4	3.9	Very Good
9	Overall rating of the existing curriculum	0	0	0	0	100	5	Excellent

Note: \* Average score >4: Excellent; 4>=average score>3: Very Good; 3>=average score>2: Good

*Table 19: Action Taken based on Table 17 and Table 18*

Sl. No.	Feedback Parameters	Action Taken
1	Is it needed to add any content on curriculum?	100% students do not want to add any course. Hence no action required.
2	If yes specify the content.	
3	Is it needed to delete any content on curriculum?	100% students do not want to delete any course. Hence no action required.
4	If yes specify the content.	
5	Do you think this curriculum satisfy industry requirement?	The average score is 4.2 out of 5 scale, which is 'Excellent'. Therefore no actions are required.
6	This curriculum is compatible with the latest technology?	In this category also we have scored 'Excellent'. Hence no further action is required.
7	Are all the courses contribute to the knowledge and skill development?	Almost 50% students have rated 'Very Good' and around 48% students have given 'Excellent' rating. On an average the score has become 4.5 out of a scale of 5, which is 'Excellent'. As a result, no further action is required.
8	Percentage of the courses challenging and interesting	Around 40% students has given 'Good' rating against this parameter. But rest of the students' rate this as 'Very Good' or

  
 Coordinator, IQAC  
 Narula Institute of Technology  
 81, Nilgunj Road, Agarpara  
 Kolkata- 700109

  
 Principal  
 NARULA INSTITUTE OF TECHNOLOGY  
 81, Nilgunj Road, Agarpara, Kol-10



		'Excellent'. As a result, the score is 3.9 out of a scale of 5, which is 'Very Good'. Hence, inclusion of some challenging and trending subjects in the curriculum are required.
9	Overall rating of the existing curriculum	100% students have given 'Excellent' rating in this field, which is encouraging.

### Stakeholder 2: Teacher

The following summarized result has been generated from the Feedback Analysis report on Curriculum for Teachers for the academic year 2016-17.

The categorization of rating based on average score of different parameters is as follows: Excellent (5), Very Good (4), Good (3), Fair (2), and Poor (1). The results derived in terms of percentage of students with common views, average scores and rating are presented in Table 20.

Table 20

Sl. No.	Feedback Parameters	Responses (in terms of % of students)					Avg (out of scale 5)	Rating
		1 (Poor)	2 (Fair)	3 (Good)	4 (Very Good)	5 (Excellent)		
1	Curriculum and syllabus are need based	0	0	0	0	100	5	Excellent
2	How do you rate the ambience of the College for effective delivery of the academic process?	0	0	0	18.2	81.9	4.8	Excellent
3	Sufficient reference material/books are available in the library for the topics mentioned in the syllabus	0	0	0	9.1	90.9	4.9	Excellent
4	How do you rate the college activities that help your students in getting jobs and placements?	0	0	0	0	100	5	Excellent
5	The course content is updated and sufficient to bridge the gap between industry standards/current global scenario and academics.	0	0	0	18.2	81.9	4.8	Excellent
6	I am able to achieve the minimum required course outcome attainment level for my class.	0	0	0	0	100	5	Excellent
7	I have the freedom to propose/modify/suggest /incorporate new topics in the syllabus through proper forum.	0	0	0	18.2	81.9	4.8	Excellent

Note: \* Average score >4: Excellent; 4 >= average score >3: Very Good; 3 >= average score >2: Good

Table 21: Action Taken based on Table 20

Sl. No.	Feedback Parameters	Action Taken
1	Curriculum and syllabus are need based	Based on the Teachers feedback it is found that in all aspects Teachers have given on an average an 'Excellent' rating. Among the seven parameters, in criteria 1, 4, and 6 100% teachers have given a rating of 5 out of 5 scale. These parameters reflects the teachers' faith and pleasure about the Institute over the different activities that are performed time to time for the students. Indeed it is encouraging and hence no action required.
2	How do you rate the ambience of the College for effective delivery of the academic process?	
3	Sufficient reference material/books are available in the library for the topics mentioned in the syllabus	
4	How do you rate the college activities that help your students in getting jobs and placements?	
5	The course content is updated and sufficient to bridge the gap between industry standards/current global scenario and academics.	
6	I am able to achieve the minimum required course outcome attainment level for my class.	
7	I have the freedom to propose/modify/suggest /incorporate new topics in the syllabus through proper forum.	



### Stakeholder 3: Alumnae

The following summarized result has been generated from the Feedback Analysis report on Curriculum for Alumnae for the academic year 2016-17.

The categorization of rating based on average score of different parameters is as follows: Excellent (5), Very Good (4), Good (3), Fair (2), and Poor (1). The results derived in terms of percentage of students with common views, average scores and rating are presented in Table 22 and Table 23.

Table 22

Sl. No.	Feedback Parameters	Responses (in terms of % of students)	
		Yes	No
1	Is it needed to add any content on curriculum?	2	98
2	If yes specify the content.	AI	
3	Is it needed to delete any content on curriculum?	0	100
4	If yes specify the content.	NA	

Table 23

Sl. No.	Feedback Parameters	Responses (in terms of % of students)					Avg (out of scale 5)	Rating
		1 (Poor)	2 (Fair)	3 (Good)	4 (Very Good)	5 (Excellent)		
1	The curriculum and syllabus content were appropriate for my placement / higher education/ development	0	0	0	15.5	85.5	4.9	Excellent
2	The Institute/Faculty helped me in placement/higher education	0	0	0	12.1	87.9	4.8	Excellent

Note: \* Average score >4: Excellent; 4 >= average score >3: Very Good; 3 >= average score >2: Good

Table 24: Action Taken based on Table 22 and Table 23

Sl. No.	Feedback Parameters	Action Taken
1	Is it needed to add any content on curriculum?	Only 2% students want to add some contents to the existing curriculum. Hence no action required.
2	If yes specify the content.	
3	Is it needed to delete any content on curriculum?	100% students do not want to delete any course. Hence no action required.
4	If yes specify the content.	
5	The curriculum and syllabus content were appropriate for my placement / higher education/ development	More than 85% students give us a rating of 5. As a whole, the department scored 4.9 out of a scale of 5, which is 'Excellent'. Hence no action required.
6	The Institute/Faculty helped me in placement/higher education	All the alumnae either provided 'very good' or 'excellent' faith on the Institute/Faculty for helping them in placement/higher education. As a whole the department scored 4.8 out of a scale of 5. Thus, no actions required.

  
 Coordinator, IQAC  
 Narula Institute of Technology  
 81, Nilgunj Road, Agarpara  
 Kolkata- 700109

  
 Principal  
**NARULA INSTITUTE OF TECHNOLOGY**  
 81, Nilgunj Road, Agarpara, Kol-109

## 4. Action Taken Report: Department of CE(B.Tech)

### Stakeholder 1: Student

The following summarized result has been generated from the Feedback Analysis report on Curriculum on Students for the academic year 2016-17.

The categorization of rating based on average score of different parameters is as follows: Excellent (5), Very Good (4), Good (3), Fair (2), and Poor (1). The results derived in terms of percentage of students with common views, average scores and rating are presented in *Table 25* and *Table 26*.

**Table 25**

Sl. No.	Feedback Parameters	Responses (in terms of % of students)	
		Yes	No
1	Is it needed to add any content on curriculum?	5	95
2	If yes specify the content.	<b>Advance Programming</b>	67
		<b>Infrastructure Planning</b>	33
3	Is it needed to delete any content on curriculum?	0	100
4	If yes specify the content.	NA	


**Table 26**

Sl. No.	Feedback Parameters	Responses (in terms of % of students)					Avg	Rating
		1 (Poor)	2 (Fair)	3 (Good)	4 (Very Good)	5 (Excellent)		
5	Do you think this curriculum satisfy industry requirement?	0	0	0	18.6	81.2	4.8	Excellent
6	This curriculum is compatible with the latest technology?	0	0	0	27.9	72.09	4.7	Excellent
7	Are all the courses contribute to the knowledge and skill development?	0	0	0	27.9	72.09	4.7	Excellent
8	Percentage of the courses challenging and interesting	0	0	0	26.7	73.3	4.7	Excellent
9	Curriculum and Syllabus are need based	0	0	0	27.9	72.09	4.7	Excellent
10	Overall rating of the existing curriculum	0	0	0	18.6	81.4	4.8	Excellent

Note: \* Average score >4: Excellent; 4 >= average score >3: Very Good; 3 >= average score >2: Good

**Table 27: Action Taken based on Table 25 and Table 26**

Sl. No.	Feedback Parameters	Action Taken
1	Is it needed to add any content on curriculum?	It is found that only 5% students want to add new content in the existing curriculum. Whereas, more than 90% students do not want to add. Hence no actions required.
2	If yes specify the content.	
3	Is it needed to delete any content on curriculum?	100% students do not want to delete any course. Hence no action required.
4	If yes specify the content.	

  
Coordinator, IQAC  
Narula Institute of Technology  
81, Nilgunj Road, Agarpara  
Kolkata- 700109

  
Principal  
NARULA INSTITUTE OF TECHNOLOGY  
81, Nilgunj Road, Agarpara, Kol-100



5	Do you think this curriculum satisfy industry requirement?	In all these parameters the students of CE have given more than 4.5 out of a scale of 5, which is 'Excellent'. This shows the immense confidence of the students on the various curriculum aspects. Therefore, no further actions are required.
6	This curriculum is compatible with the latest technology?	
7	Are all the courses contribute to the knowledge and skill development?	
8	Percentage of the courses challenging and interesting	
9	Curriculum and Syllabus are need based	
10	Overall rating of the existing curriculum	

### Stakeholder 2: Teacher

The following summarized result has been generated from the Feedback Analysis report on Curriculum for Teachers for the academic year 2016-17.

The categorization of rating based on average score of different parameters is as follows: Excellent (5), Very Good (4), Good (3), Fair (2), and Poor (1). The results derived in terms of percentage of students with common views, average scores and rating are presented in Table 28.

Table 28

Sl. No.	Feedback Parameters	Responses (in terms of % of students)					Avg (out of scale 5)	Rating
		1 (Poor)	2 (Fair)	3 (Good)	4 (Very Good)	5 (Excellent)		
1	Curriculum and syllabus are need based	0	0	0	0	100	5	Excellent
2	How do you rate the ambience of the College for effective delivery of the academic process?	0	0	0	40	60	4.6	Excellent
3	Sufficient reference material/books are available in the library for the topics mentioned in the syllabus	0	0	0	40	60	4.6	Excellent
4	How do you rate the college activities that help your students in getting jobs and placements?	0	0	0	0	100	4	Very Good
5	The course content is updated and sufficient to bridge the gap between industry standards/current global scenario and academics.	0	0	0	20	80	4.8	Excellent
6	I am able to achieve the minimum required course outcome attainment level for my class.	0	0	0	0	100	5	Excellent
7	I have the freedom to propose/modify/suggest /incorporate new topics in the syllabus through proper forum.	0	0	0	40	60	4.6	Excellent

Note: \* Average score > 4: Excellent; 4 > = average score > 3: Very Good; 3 > = average score > 2: Good

Table 29: Action Taken based on Table 28

Sl. No.	Feedback Parameters	Action Taken
1	Curriculum and syllabus are need based	Based on the Teachers feedback it is found that in all aspects Teachers have given on an average an 'Excellent' rating. In all the six parameters the average score is more than 4 out of a scale of 5. Hence no specific actions are required.
2	How do you rate the ambience of the College for effective delivery of the academic process?	
3	Sufficient reference material/books are available in the library for the topics mentioned in the syllabus	
4	How do you rate the college activities that help your students in getting jobs and placements?	
5	The course content is updated and sufficient to bridge the gap between industry standards/current global scenario and academics.	
6	I am able to achieve the minimum required course outcome attainment level for my class.	



7	I have the freedom to propose/modify/suggest /incorporate new topics in the syllabus through proper forum.	
---	--	--

### Stakeholder 3: Alumnae

The following summarized result has been generated from the Feedback Analysis report on Curriculum for Alumnae for the academic year 2016-17.

The categorization of rating based on average score of different parameters is as follows: Excellent (5), Very Good (4), Good (3), Fair (2), and Poor (1). The results derived in terms of percentage of students with common views, average scores and rating are presented in Table 30 and Table 31.

**Table 30**

Sl. No.	Feedback Parameters	Responses (in terms of % of students)	
		Yes	No
1	Is it needed to add any content on curriculum?	80	20
2	If yes specify the content.	Advance Programming	45
		Infrastructure Planning	55
3	Is it needed to delete any content on curriculum?	0	100
4	If yes specify the content.	NA	

**Table 31**

Sl. No.	Feedback Parameters	Responses (in terms of % of students)					Avg (out of scale 5)	Rating
		1 (Poor)	2 (Fair)	3 (Good)	4 (Very Good)	5 (Excellent)		
1	The curriculum and syllabus content were appropriate for my placement / higher education/ development	0	0	0	0	100	4.8	Excellent
2	The Institute/Faculty helped me in placement/higher education	0	0	0	80	20	4.2	Excellent

Note:\* Average score>4: Excellent; 4>=average score>3: Very Good; 3>=average score>2: Good

**Table 32: Action Taken based on Table 30 and Table 31**

Sl. No.	Feedback Parameters	Action Taken
1	Is it needed to add any content on curriculum?	It is found that 80% students want to add new content in the existing curriculum. Advance Programming and Infrastructure Planning can be considered as an inclusion to the upcoming regulation.
2	If yes specify the content.	
3	Is it needed to delete any content on curriculum?	100% students do not want to delete any course. Hence no action required.
4	If yes specify the content.	
5	The curriculum and syllabus content were appropriate for my placement / higher education/ development	Almost all Alumnae rated with more than 4 out of 5 scale. This figure shows immense pleasure of our ex-students towards the curriculum structure of the department.
6	The Institute/Faculty helped me in placement/higher education	

The overall feedback report on Curriculum for the department of CE is positive.

  
 Coordinator, IQAC  
 Narula Institute of Technology  
 81, Nilgunj Road, Agarpara  
 Kolkata- 700109

  
 Principal  
**NARULA INSTITUTE OF TECHNOLOGY**  
 81, Nilgunj Road, Agarpara, Kol-109



## 5. Action Taken Report: Department of EIE

### Stakeholder 1: Student

The following summarized result has been generated from the Feedback Analysis report on Curriculum on Students for the academic year 2016-17.

The categorization of rating based on average score of different parameters is as follows: Excellent (5), Very Good (4), Good (3), Fair (2), and Poor (1). The results derived in terms of percentage of students with common views, average scores and rating are presented in *Table 33* and *Table 34*.

**Table 33**

Sl. No.	Feedback Parameters	Responses (in terms of % of students)	
		Yes	No
1	Is it needed to add any content on curriculum?	20	80
2	If yes specify the content.	<b>Sensors and Transducers</b>	50
		<b>Microprocessors and Microcontrollers</b>	50
3	Is it needed to delete any content on curriculum?	0	100
4	If yes specify the content.	NA	

**Table 34**

Sl. No.	Feedback Parameters	Responses (in terms of % of students)					Avg	Rating
		1 (Poor)	2 (Fair)	3 (Good)	4 (Very Good)	5 (Excellent)		
5	Do you think this curriculum satisfy industry requirement?	0	0	10	30	60	4.5	Excellent
6	This curriculum is compatible with the latest technology?	0	0	10	30	60	4.5	Excellent
7	Are all the courses contribute to the knowledge and skill development?	0	0	20	20	60	4.6	Excellent
8	Percentage of the courses challenging and interesting	0	0	10	40	50	4.4	Excellent
9	Curriculum and Syllabus are need based	0	0	0	10	90	4.9	Excellent
10	Overall rating of the existing curriculum	0	0	10	30	60	4.5	Excellent

Note: \* Average score >4: Excellent; 4 >= average score >3: Very Good; 3 >= average score >2: Good

**Table 35: Action Taken based on Table 33** *Error! Reference source not found.* and **Table 34**

Sl. No.	Feedback Parameters	Action Taken
1	Is it needed to add any content on curriculum?	It is found that only 20% students want to add new content in the existing curriculum. Whereas, 80% students do not want to add. Hence no actions required.
2	If yes specify the content.	
3	Is it needed to delete any content on curriculum?	100% students do not want to delete any course. Hence no action required.
4	If yes specify the content.	
5	Do you think this curriculum satisfy industry requirement?	In all these parameters the students of EIE have given more than 4 out of a scale of 5, which is 'Excellent'. This shows the immense confidence of the students on the
6	This curriculum is compatible with the latest technology?	



7	Are all the courses contribute to the knowledge and skill development?	various curriculum aspects. Therefore, no further actions are required.
8	Percentage of the courses challenging and interesting	
9	Curriculum and Syllabus are need based	
10	Overall rating of the existing curriculum	

**Stakeholder 2: Teacher EIE**

The following summarized result has been generated from the Feedback Analysis report on Curriculum for Teachers for the academic year 2016-17.

The categorization of rating based on average score of different parameters is as follows: Excellent (5), Very Good (4), Good (3), Fair (2), and Poor (1). The results derived in terms of percentage of students with common views, average scores and rating are presented in Table 36.

Table 36

Sl. No.	Feedback Parameters	Responses (in terms of % of students)					Avg (out of scale 5)	Rating
		1 (Poor)	2 (Fair)	3 (Good)	4 (Very Good)	5 (Excellent)		
1	Curriculum and syllabus are need based	0	0	0	0	100	5	Excellent
2	How do you rate the ambience of the College for effective delivery of the academic process?	0	0	20	40	40	4.2	Excellent
3	Sufficient reference material/books are available in the library for the topics mentioned in the syllabus	0	0	0	60	40	4.4	Excellent
4	How do you rate the college activities that help your students in getting jobs and placements?	0	0	0	20	80	4.8	Excellent
5	The course content is updated and sufficient to bridge the gap between industry standards/current global scenario and academics.	0	0	40	60	0	3.6	Very Good
6	I am able to achieve the minimum required course outcome attainment level for my class.	0	0	0	0	100	4.6	Excellent
7	I have the freedom to propose/modify/suggest /incorporate new topics in the syllabus through proper forum.	0	0	0	40	60	4.6	Excellent

Note: \* Average score >4: Excellent; 4 >= average score >3: Very Good; 3 >= average score >2: Good

Table 37: Action Taken based on Table 36

Sl. No.	Feedback Parameters	Action Taken
1	Curriculum and syllabus are need based	Based on the Teachers feedback it is found that in all aspects Teachers have given on an average an 'Excellent' rating and in one criteria it is 'Very Good'. In all the six parameters the average score is more than 4 out of a scale of 5. Hence no specific actions are required.
2	How do you rate the ambience of the College for effective delivery of the academic process?	
3	Sufficient reference material/books are available in the library for the topics mentioned in the syllabus	
4	How do you rate the college activities that help your students in getting jobs and placements?	
5	The course content is updated and sufficient to bridge the gap between industry standards/current global scenario and academics.	
6	I am able to achieve the minimum required course outcome attainment level for my class.	
7	I have the freedom to propose/modify/suggest /incorporate new topics in the syllabus through proper forum.	



**Stakeholder 3: Alumnae EIE**

The following summarized result has been generated from the Feedback Analysis report on Curriculum for Alumnae for the academic year 2016-17.

The categorization of rating based on average score of different parameters is as follows: Excellent (5), Very Good (4), Good (3), Fair (2), and Poor (1). The results derived in terms of percentage of students with common views, average scores and rating are presented in Table 38 and Table 39.

Table 38

Sl. No.	Feedback Parameters	Responses (in terms of % of students)	
		Yes	No
1	Is it needed to add any content on curriculum?	20	80
2	If yes specify the content.	Sensors and Transducers	50
		VLSI	50
3	Is it needed to delete any content on curriculum?	0	100
4	If yes specify the content.	NA	

Table 39


Sl. No.	Feedback Parameters	Responses (in terms of % of students)					Avg (out of scale 5)	Rating
		1 (Poor)	2 (Fair)	3 (Good)	4 (Very Good)	5 (Excellent)		
1	The curriculum and syllabus content were appropriate for my placement / higher education/ development	0	0	10	40	50	4.4	Excellent
2	The Institute/Faculty helped me in placement/higher education	0	0	0	20	70	4.7	Excellent


Note: \* Average score >4: Excellent; 4 >= average score >3: Very Good; 3 >= average score >2: Good

Table 40: Action Taken based on Table 38 and Table 39

Sl. No.	Feedback Parameters	Action Taken
1	Is it needed to add any content on curriculum?	It is found that more than 20% students want to add new content in the existing curriculum. Thus it is noted that 'Sensors and Transducers' and 'VLSI' should be considered as an inclusion to the upcoming regulation. But as already R-16 has been formed and implemented recently, it should be checked. If, no such topics have been included there, these can be kept for future inclusions.
2	If yes specify the content.	
3	Is it needed to delete any content on curriculum?	100% students do not want to delete any course. Hence no action required.
4	If yes specify the content.	
5	The curriculum and syllabus content were appropriate for my placement / higher education/ development	Overall rating in this criteria is 4.4 out of a scale of 5, which is 'Excellent'. Hence no action required.
6	The Institute/Faculty helped me in placement/higher education	Almost 70% students agree this statement. Thus no action required.

The overall feedback report on Curriculum for the department of EIE is positive.

  
 Coordinator, IQAC  
 Narula Institute of Technology  
 81, Nilgunj Road, Agarpara  
 Kolkata- 700109

  
 Principal  
**NARULA INSTITUTE OF TECHNOLOGY**  
 81, Nilgunj Road, Agarpara, Kolkata



## 6. Action Taken Report: Department of ME

### Stakeholder 2: Teacher

The following summarized result has been generated from the Feedback Analysis report on Curriculum for Teachers for the academic year 2016-17.

The categorization of rating based on average score of different parameters is as follows: Excellent (5), Very Good (4), Good (3), Fair (2), and Poor (1). The results derived in terms of percentage of students with common views, average scores and rating are presented in Table 41.

**Table 41**

Sl. No.	Feedback Parameters	Responses (in terms of % of students)					Avg (out of scale 5)	Rating
		1 (Poor)	2 (Fair)	3 (Good)	4 (Very Good)	5 (Excellent)		
1	Curriculum and syllabus are need based	0	0	50	50	0	3.5	Very Good
2	How do you rate the ambience of the College for effective delivery of the academic process?	0	0	66.6	33.3	0	3.3	Very Good
3	Sufficient reference material/books are available in the library for the topics mentioned in the syllabus	0	0	41.6	58.3	0	3.6	Very Good
4	How do you rate the college activities that help your students in getting jobs and placements?	0	0	33.3	66.7	0	3.6	Very Good
5	The course content is updated and sufficient to bridge the gap between industry standards/current global scenario and academics.	0	0	33.3	66.7	0	3.6	Very Good
6	I am able to achieve the minimum required course outcome attainment level for my class.	0	0	0	8.33	91.6	4.9	Excellent
7	I have the freedom to propose/modify/suggest /incorporate new topics in the syllabus through proper forum.	0	0	0	66.7	33.3	4.3	Excellent

Note:\* Average score >4: Excellent; 4 >= average score >3: Very Good; 3 >= average score >2: Good

**Table 42: Action Taken based on Table 41**

Sl. No.	Feedback Parameters	Action Taken
1	Curriculum and syllabus are need based	Based on the Teachers feedback it is found that almost in all aspects Teachers have given on an average a 'Very Good' rating and in the last two aspects they have given 'Excellent' rating. Hence no actions are taken.
2	How do you rate the ambience of the College for effective delivery of the academic process?	
3	Sufficient reference material/books are available in the library for the topics mentioned in the syllabus	
4	How do you rate the college activities that help your students in getting jobs and placements?	
5	The course content is updated and sufficient to bridge the gap between industry standards/current global scenario and academics.	
6	I am able to achieve the minimum required course outcome attainment level for my class.	
7	I have the freedom to propose/modify/suggest /incorporate new topics in the syllabus through proper forum.	

The overall feedback report on Curriculum for the department of ME is positive.



Coordinator, IQAC  
Narula Institute of Technology  
81, Nilgunj Road, Agarpara  
Kolkata - 700109



Principal

NARULA INSTITUTE OF TECHNOLOGY Page 18 of 25  
81, Nilgunj Road, Agarpara, Kol-109



## 7. Action Taken Report: Department of ECE(M.Tech)

### Stakeholder 1: Student

The following summarized result has been generated from the Feedback Analysis report on Curriculum on Students for the academic year 2016-17.

The categorization of rating based on average score of different parameters is as follows: Excellent (5), Very Good (4), Good (3), Fair (2), and Poor (1). The results derived in terms of percentage of students with common views, average scores and rating are presented in *Table 43* and *Table 44*.

**Table 43**

Sl. No.	Feedback Parameters	Responses (in terms of % of students)	
		Yes	No
1	Is it needed to add any content on curriculum?	0	100
2	If yes specify the content.	NA	
3	Is it needed to delete any content on curriculum?	0	100
4	If yes specify the content.	NA	

**Table 44**

Sl. No.	Feedback Parameters	Responses (in terms of % of students)					Avg	Rating
		1 (Poor)	2 (Fair)	3 (Good)	4 (Very Good)	5 (Excellent)		
5	Do you think this curriculum satisfy industry requirement?	0	0	0	22.2	77.8	4.8	Excellent
6	This curriculum is compatible with the latest technology?	0	0	0	22.2	77.8	4.8	Excellent
7	Are all the courses contribute to the knowledge and skill development?	0	0	0	11.1	88.9	4.8	Excellent
8	Percentage of the courses challenging and interesting	0	0	0	22.2	77.8	4.9	Excellent
9	Curriculum and Syllabus are need based	0	0	0	22.2	77.8	4.8	Excellent
10	Overall rating of the existing curriculum	0	0	0	22.2	77.8	4.8	Excellent

Note: \* Average score >4: Excellent; 4 >= average score >3: Very Good; 3 >= average score >2: Good

**Table 45: Actions Taken based on Table 43 and Table 44**

Sl. No.	Feedback Parameters	Action Taken
1	Is it needed to add any content on curriculum?	No students want to add any new course. Hence no action required.
2	If yes specify the content.	
3	Is it needed to delete any content on curriculum?	100% students do not want to delete any course. Hence no action required.
4	If yes specify the content.	
5	Do you think this curriculum satisfy industry requirement?	More than 75% students give us a rating of 'Excellent' and on an average the score is 4.8 out of 5. Hence, no action is required.
6	This curriculum is compatible with the latest technology?	In this category also we have scored 'Excellent'. Hence no further action required.
7	Are all the courses contribute to the knowledge and skill development?	More than 95% students have given 'Excellent' rating. As a result, no further action is required.



8	Percentage of the courses challenging and interesting	More than 75% students have given 'Excellent' rating. Thus scoring 4.9 out of a scale of 5. Hence, no action required.
9	Curriculum and Syllabus are need based	Here, out of 5 scale, we have scored 4.8, which is 'Excellent'.
10	Overall rating of the existing curriculum	Almost 75% students have given 'Excellent' rating in this field.

### Stakeholder 2: Teacher

The following summarized result has been generated from the Feedback Analysis report on Curriculum for Teachers for the academic year 2016-17.

The categorization of rating based on average score of different parameters is as follows: Excellent (5), Very Good (4), Good (3), Fair (2), and Poor (1). The results derived in terms of percentage of students with common views, average scores and rating are presented in Table 46.

Table 46

Sl. No.	Feedback Parameters	Responses (in terms of % of students)					Avg (out of scale 5)	Rating
		1 (Poor)	2 (Fair)	3 (Good)	4 (Very Good)	5 (Excellent)		
1	Curriculum and syllabus are need based	0	0	0	40	60	4.6	Excellent
2	How do you rate the ambience of the College for effective delivery of the academic process?	0	0	0	40	60	4.6	Excellent
3	Sufficient reference material/books are available in the library for the topics mentioned in the syllabus	0	0	0	20	80	4.8	Excellent
4	How do you rate the college activities that help your students in getting jobs and placements?	0	0	0	55	45	4.45	Excellent
5	The course content is updated and sufficient to bridge the gap between industry standards/current global scenario and academics.	0	0	0	50	50	4.5	Excellent
6	I am able to achieve the minimum required course outcome attainment level for my class.	0	0	0	5	95	4.95	Excellent
7	I have the freedom to propose/modify/suggest /incorporate new topics in the syllabus through proper forum.	0	0	0	10	90	4.9	Excellent

Note: \* Average score >4: Excellent; 4 >= average score >3: Very Good; 3 >= average score >2: Good

Table 47: Actions Taken based on Table 46

Sl. No.	Feedback Parameters	Action Taken
1	Curriculum and syllabus are need based	Based on the Teachers feedback it is found that in all aspects Teachers have given on an average an 'Excellent' rating. This shows the teachers' trust and satisfaction about the Institute. Indeed it is encouraging and hence no action required.
2	How do you rate the ambience of the College for effective delivery of the academic process?	
3	Sufficient reference material/books are available in the library for the topics mentioned in the syllabus	
4	How do you rate the college activities that help your students in getting jobs and placements?	
5	The course content is updated and sufficient to bridge the gap between industry standards/current global scenario and academics.	
6	I am able to achieve the minimum required course outcome attainment level for my class.	
7	I have the freedom to propose/modify/suggest /incorporate new topics in the syllabus through proper forum.	



**Stakeholder 3: Alumnae**

The following summarized result has been generated from the Feedback Analysis report on Curriculum for Alumnae for the academic year 2016-17.

The categorization of rating based on average score of different parameters is as follows: Excellent (5), Very Good (4), Good (3), Fair (2), and Poor (1). The results derived in terms of percentage of students with common views, average scores and rating are presented in Table 48 and Table 49.

**Table 48**

Sl. No.	Feedback Parameters	Responses (in terms of % of students)	
		Yes	No
1	Is it needed to add any content on curriculum?	0	100
2	If yes specify the content.	NA	
3	Is it needed to delete any content on curriculum?	0	100
4	If yes specify the content.	NA	

**Table 49**

Sl. No.	Feedback Parameters	Responses (in terms of % of students)					Avg (out of scale 5)	Rating
		1 (Poor)	2 (Fair)	3 (Good)	4 (Very Good)	5 (Excellent)		
1	The curriculum and syllabus content were appropriate for my placement / higher education/ development	0	0	0	14.3	85.7	4.8	Excellent
2	The Institute/Faculty helped me in placement/higher education	0	0	0	28.6	71.4	4.7	Excellent

Note: \* Average score >4: Excellent; 4 >= average score >3: Very Good; 3 >= average score >2: Good

**Table 50: Actions Taken based on Table 48 and Table 49.**

Sl. No.	Feedback Parameters	Action Taken
1	Is it needed to add any content on curriculum?	100% students do not want to add any course. Hence no action required.
2	If yes specify the content.	
3	Is it needed to delete any content on curriculum?	100% students do not want to delete any course. Hence no action required.
4	If yes specify the content.	
5	The curriculum and syllabus content were appropriate for my placement / higher education/ development	85% students give us a rating of 5. As a whole, the department scored 4.66 out of a scale of 5, which is 'Excellent'. Hence no action required.
6	The Institute/Faculty helped me in placement/higher education	The strong bonding of the Teacher-Student relationship is replicated in the average score, which is 4.7 out of 5.

The overall feedback report on Curriculum for the department of ECE is encouraging.

  
 Coordinator, IQAC  
 Narula Institute of Technology  
 81, Nilguni Road, Agarpara  
 Kolkata- 700109

  
 Principal  
**NARULA INSTITUTE OF TECHNOLOGY**  
 81, Nilguni Road, Agarpara, Kol-109

## 8. Action Taken Report: Department of MCA

### Stakeholder 1: Student

The following summarized result has been generated from the Feedback Analysis report on Curriculum on Students for the academic year 2016-17.

The categorization of rating based on average score of different parameters is as follows: Excellent (5), Very Good (4), Good (3), Fair (2), and Poor (1). The results derived in terms of percentage of students with common views, average scores and rating are presented in *Table 51* and *Table 52*.

**Table 51**

Sl. No.	Feedback Parameters	Responses (in terms of % of students)	
		Yes	No
1	Is it needed to add any content on curriculum?	50	50
2	If yes specify the content.	Stress Management	14
		Soft Computing	43
		Machine Learning	29
		Robotics	14
3	Is it needed to delete any content on curriculum?	0	100
4	If yes specify the content.	NA	

**Table 52**

Sl. No.	Feedback Parameters	Responses (in terms of % of students)					Avg	Rating
		1 (Poor)	2 (Fair)	3 (Good)	4 (Very Good)	5 (Excellent)		
5	Do you think this curriculum satisfy industry requirement?	0	0	46.1	53.8	0	3.5	Very Good
6	This curriculum is compatible with the latest technology?	0	23.07	30.8	46.2	0	3.2	Very Good
7	Are all the courses contribute to the knowledge and skill development?	0	0	46.2	38.5	15.4	3.7	Very Good
8	Percentage of the courses challenging and interesting	0	15.4	61.5	23.1	0	3.7	Very Good
9	Curriculum and Syllabus are need based	0	0	100	0	0	3	Good
10	Overall rating of the existing curriculum	0	15.4	84.6	0	0	2.8	Good

Note: \* Average score > 4: Excellent; 4 >= average score > 3: Very Good; 3 >= average score > 2: Good

**Table 53: Action Taken based on Table 51 and Table 52**

Sl. No.	Feedback Parameters	Action Taken
1	Is it needed to add any content on curriculum?	It is found that around more than 50% students want to add new content in the existing curriculum. Indeed this is an alarming message. But it may be noted that all of these students are not following R-16 curriculum, where already some of these subjects have been included. However, the suggestions from the students are appreciated.
2	If yes specify the content.	
3	Is it needed to delete any content on curriculum?	



4	If yes specify the content.	100% students do not want to delete any course. Hence no action required.
5	Do you think this curriculum satisfy industry requirement?	In all these parameters the students of MCA have given more than 3 out of a scale of 5, except one. More than 3 out of 5 represents 'Very Good'. However, the curriculum needs to be modified to acquire 'Excellent' rating.
6	This curriculum is compatible with the latest technology?	
7	Are all the courses contribute to the knowledge and skill development?	
8	Percentage of the courses challenging and interesting	
9	Curriculum and Syllabus are need based	
10	Overall rating of the existing curriculum	

### **Stakeholder 2: Teacher**

The following summarized result has been generated from the Feedback Analysis report on Curriculum for Teachers for the academic year 2016-17.

The categorization of rating based on average score of different parameters is as follows: Excellent (5), Very Good (4), Good (3), Fair (2), and Poor (1). The results derived in terms of percentage of students with common views, average scores and rating are presented in Table 54.

**Table 54**

Sl. No.	Feedback Parameters	Responses (in terms of % of students)					Avg (out of scale 5)	Rating
		1 (Poor)	2 (Fair)	3 (Good)	4 (Very Good)	5 (Excellent)		
1	Curriculum and syllabus are need based	0	0	33.3	66.7	0	2.7	Good
2	How do you rate the ambience of the College for effective delivery of the academic process?	0	0	50	50	0	2.5	Good
3	Sufficient reference material/books are available in the library for the topics mentioned in the syllabus	0	0	16.7	66.7	16.7	3	Good
4	How do you rate the college activities that help your students in getting jobs and placements?	0	0	33.3	50	16.7	2.8	Good
5	The course content is updated and sufficient to bridge the gap between industry standards/current global scenario and academics.	0	0	33.3	50	16.7	2.8	Good
6	I am able to achieve the minimum required course outcome attainment level for my class.	0	0	0	33.3	66.7	4.7	Excellent
7	I have the freedom to propose/modify/suggest /incorporate new topics in the syllabus through proper forum.	0	0	0	66.7	33.3	4.3	Excellent

Note: \* Average score >4: Excellent; 4 >= average score >3: Very Good; 3 >= average score >2: Good

**Table 55: Action Taken based on Table 54**

Sl. No.	Feedback Parameters	Action Taken
1	Curriculum and syllabus are need based	Based on the Teachers feedback it is found that in all aspects Teachers have given on an average a 'Good' rating. In all the seven parameters the average score is more than 2 out of a scale of 5. In the last two parameters Teachers have given more than 4 out of 5 scale, which is 'Excellent'. Hence syllabus modification is required. But as already the modified syllabus has been implemented, no further actions are recommended. Based on
2	How do you rate the ambience of the College for effective delivery of the academic process?	
3	Sufficient reference material/books are available in the library for the topics mentioned in the syllabus	
4	How do you rate the college activities that help your students in getting jobs and placements?	
5	The course content is updated and sufficient to bridge the gap between industry standards/current global scenario and academics.	
6	I am able to achieve the minimum required course outcome attainment level for my class.	



7	I have the freedom to propose/modify/suggest /incorporate new topics in the syllabus through proper forum.	the future feedbacks, further actions, if required, will be initiated.
---	--	--

### Stakeholder 3: Alumnae

The following summarized result has been generated from the Feedback Analysis report on Curriculum for Alumnae for the academic year 2016-17.

The categorization of rating based on average score of different parameters is as follows: Excellent (5), Very Good (4), Good (3), Fair (2), and Poor (1). The results derived in terms of percentage of students with common views, average scores and rating are presented in Table 56 and Table 57.

Table 56

Sl. No.	Feedback Parameters	Responses (in terms of % of students)	
		Yes	No
1	Is it needed to add any content on curriculum?	20	80
2	If yes specify the content.	Python	50
		DBMS	25
		EVS	25
3	Is it needed to delete any content on curriculum?	0	100
4	If yes specify the content.	NA	

Table 57

Sl. No.	Feedback Parameters	Responses (in terms of % of students)					Avg (out of scale 5)	Rating
		1 (Poor)	2 (Fair)	3 (Good)	4 (Very Good)	5 (Excellent)		
1	The curriculum and syllabus content were appropriate for my placement / higher education/ development	0	0	0	40	60	3.6	Very Good
2	The Institute/Faculty helped me in placement/higher education	0	0	0	40	60	3.6	Very Good

Note: \* Average score >4: Excellent; 4 >= average score >3: Very Good; 3 >= average score >2: Good

Table 58: Action Taken based on Table 56 and Table 57

Sl. No.	Feedback Parameters	Action Taken
1	Is it needed to add any content on curriculum?	It is found that 20% students want to add new content in the existing curriculum, but not rest. Therefore, no action is required.
2	If yes specify the content.	
3	Is it needed to delete any content on curriculum?	100% students do not want to delete any course. Hence no action required.
4	If yes specify the content.	
5	The curriculum and syllabus content were appropriate for my placement / higher education/ development	The average score in these aspects are more than 3 out of 5 scale, which is 'Very Good', but not 'Excellent'. Hence modification of the curriculum in the upcoming regulations are recommended.
6	The Institute/Faculty helped me in placement/higher education	

The feedback report of MCA department on Curriculum recommends modification of the same in the upcoming regulation. But as already R-16 has been implemented very recently, hopefully future feedbacks will reflect its benefits. Hence, no action is required at present.



Coordinator, IQAC  
Narula Institute of Technology  
81, Nilgunj Road, Agarpara  
Kolkata - 700109



Principal  
NARULA INSTITUTE OF TECHNOLOGY  
81, Nilgunj Road, Agarpara, Kol-109



## Action Taken Report on Stakeholder 4: Employer

The following summarized result has been generated from the Feedback Analysis report on Curriculum on Employers for the academic year 2016-17.

The categorization of rating based on average score of different parameters is as follows: Excellent (5), Very Good (4), Good (3), Fair (2), and Poor (1). The results derived in terms of percentage of students with common views, average scores and rating are presented in *Table 59*.


*Table 59*

Sl. No.	Feedback Parameters	Responses (in terms of % of students)					Avg (out of scale 5)	Rating
		1 (Poor)	2 (Fair)	3 (Good)	4 (Very Good)	5 (Excellent)		
1	The technical knowledge of the student is	0	0	27.3	27.3	45.5	4.2	Excellent
2	The curriculum and syllabus provide sufficient knowledge in the area of study	0	0	18.2	27.3	54.4	4.4	Excellent
3	Do you think this curriculum satisfy industry requirement?	0	0	27.3	36.4	36.4	3.9	Very Good

*Table 60: Actions Taken based on Table 59*

Sl. No.	Feedback Parameters	Actions Taken
1	The technical knowledge of the student is	Scored 4.2 out of 5 scale, which is Excellent. Hence no actions are required. But to continue this rating, constant grooming process of the students by the TPO cell is recommended.
2	The curriculum and syllabus provide sufficient knowledge in the area of study	Feedback analysis report shows 'Excellent' grade and it also shows that we have improved this factor from our earlier feedback analysis report.
3	Do you think this curriculum satisfy industry requirement?	The average rate in this criteria is 'Very Good'. It is discussed that, in near future considering R-16 curriculum, the rating in this field will be improved.
4	Is it needed to add any content on curriculum?	Few courses need to be added as per some of the Employers. But it is found that those referenced subjects have been already included in R-16. However, as per their suggestions, it is decided that at present some of the suggested topics can be considered for the value added courses in the upcoming semester.

  
 .....  
 Coordinator,  
 IQAC, Narula Institute of Technology  
 Narula Institute of Technology  
 81, Nilgunj Road, Agarpara  
 Kolkata- 700109

  
 .....  
 Principal,  
 Narula Institute of Technology