

Narula Institute of Technology
81 Nilgunj Road, Kolkata – 700109



ACTION TAKEN REPORT (ATR)
ON CURRICULUM FEEDBACK
2015-2016

ACTION TAKEN REPORT (ATR) ON CURRICULUM FEEDBACK 2015-2016

The IQAC of Narula Institute of Technology has developed the feedback mechanism of the Institute with great care. Department wise feedbacks were collected from the different stakeholders like Student, Teacher, Alumni, and Employer. Based on those feedbacks actions are taken department wise. In the following sections branch wise action taken report has been discussed and at the end action taken report of Employers for the institute has been included.

1. Action Taken Report: Department of CSE(B.Tech)

Stakeholder 1: Student

The following summarized result has been generated from the Feedback Analysis report on Curriculum on Students for the academic year 2015-16.

The categorization of rating based on average score of different parameters is as follows: Excellent (5), Very Good (4), Good (3), Fair (2), and Poor (1). The results derived in terms of percentage of students with common views, average scores and rating are presented in *Table 1* and *Table 2*.

Table 1

Sl. No.	Feedback Parameters	Responses (in terms of % of students)	
		Yes	No
1	Is it needed to add any content on curriculum?	10	90
2	If yes specify the content.	Robotics	34
		Distributed Algorithm	33
		Distributed Database	33
3	Is it needed to delete any content on curriculum?	0	100
4	If yes specify the content.	NA	

Table 2

Sl. No.	Feedback Parameters	Responses (in terms of % of students)					Avg	Rating
		1 (Poor)	2 (Fair)	3 (Good)	4 (Very Good)	5 (Excellent)		
5	Do you think this curriculum satisfy industry requirement?	0	0	0	13.3	86.7	4.86	Excellent
6	This curriculum is compatible with the latest technology?	0	3.3	15	16.7	65	4.4	Excellent
7	Are all the courses contribute to the knowledge and skill development?	0	0	5	18.3	76.7	4.7	Excellent

Coordinator, IQAC
Narula Institute of Technology
Gangaj Road, Agarpara
Kolkata-700100


Principal
NARULA INSTITUTE OF TECHNOLOGY
81, Nilmoni Road, Agarpara, Kol-100

8	Percentage of the courses challenging and interesting	0	0	10	13.3	76.7	4.6	Excellent
9	Curriculum and Syllabus are need based	0	5	16.7	20	58.3	4.3	Excellent
10	Overall rating of the existing curriculum	0	5	13.3	25	56.7	4.3	Excellent

Note: * Average score >4: Excellent; 4 >= average score >3: Very Good; 3 >= average score >2: Good

Table 3: Actions Taken based on Table 1 and Table 2

Sl. No.	Feedback Parameters	Action Taken
1	Is it needed to add any content on curriculum?	It is found that only 10% students want to add new content in the existing curriculum. Whereas, rest of the students do not want to add. But, while considering those 10% students, it is found that they want to add Robotics, Distributed Algorithm, and Distributed Database as a new inclusion. It must be noted that, these students have followed earlier R-15 curriculum and we are already in a process to form R-16 curriculum. Therefore, as these subjects are based on the current trends of the market, it is suggested to add the same in the upcoming regulation.
2	If yes specify the content.	
3	Is it needed to delete any content on curriculum?	100% students do not want to delete any course. Hence no action required.
4	If yes specify the content.	
5	Do you think this curriculum satisfy industry requirement?	More than 85% students give us a rating of 'Excellent'. Hence no action required.
6	This curriculum is compatible with the latest technology?	In this category also we have scored 'Excellent'. Hence no further action required.
7	Are all the courses contribute to the knowledge and skill development?	More than 75% students have given 'Excellent' rating. As a result, no further action required.
8	Percentage of the courses challenging and interesting	More than 75% students have given 'Excellent' rating. Thus scoring 4.6 out of a scale of 5. Hence, no action required.
9	Curriculum and Syllabus are need based	Here, out of 5 scale, we have scored 4.3, which is 'Excellent'.
10	Overall rating of the existing curriculum	The ultimate score is 4.3, which is 'Excellent'. But 5% students have given a rate of 'Fair', which needs to be taken care. Hence modification of the ongoing curriculum is recommended.


Stakeholder 2: Teacher


The following summarized result has been generated from the Feedback Analysis report on Curriculum for Teachers for the academic year 2015-16.

The categorization of rating based on average score of different parameters is as follows: Excellent (5), Very Good (4), Good (3), Fair (2), and Poor (1). The results derived in terms of percentage of students with common views, average scores and rating are presented in Table 4.

Table 4

Sl. No.	Feedback Parameters	Responses (in terms of % of students)					Avg (out of scale 5)	Rating
		1 (Poor)	2 (Fair)	3 (Good)	4 (Very Good)	5 (Excellent)		
1	Curriculum and syllabus are need based	0	10	40	30	30	3.6	Very Good
2	How do you rate the ambience of the College for effective delivery of the academic process?	0	0	20	40	40	4.2	Excellent
3	Sufficient reference material/books are available in the library for the topics mentioned in the syllabus	0	0	10	30	60	4.5	Excellent


Coordinator, IQAC
Narula Institute of Technology
81, Nilgunj Road, Agarpara
Kolkata- 700109


Principal
NARULA INSTITUTE OF TECHNOLOGY
81, Nileupi Road, Agarpara Kol-100

4	How do you rate the college activities that help your students in getting jobs and placements?	0	0	0	20	80	4.8	Excellent
5	The course content is updated and sufficient to bridge the gap between industry standards/current global scenario and academics.	0	0	40	40	20	3.8	Very Good
6	I am able to achieve the minimum required course outcome attainment level for my class.	0	0	0	30	70	4.7	Excellent
7	I have the freedom to propose/modify/suggest /incorporate new topics in the syllabus through proper forum.	0	0	0	30	70	4.7	Excellent

Note: * Average score > 4: Excellent; 4 >= average score > 3: Very Good; 3 >= average score > 2: Good

Table 5: Actions Taken based on Table 4

Sl. No.	Feedback Parameters	Action Taken
1	Curriculum and syllabus are need based	Based on the Teachers feedback it is found that in all aspects Teachers have given on an average an 'Excellent' rating. But whether the curriculum and syllabus are need based or not, they have given 3.6 out of a scale of 5. It is 'Very Good', but not 'Excellent'. Again in the 5 th criteria, i.e. 'The course content is updated and sufficient to bridge the gap between industry standards/current global scenario and academics', Teachers have given 3.8 out of 5 scale. Hence, some of the modifications of the earlier curriculum and syllabus need to be processed to ensure an excellent rating in the coming future. In rest of the parameters we have scored 'Excellent'. Hence no actions required.
2	How do you rate the ambience of the College for effective delivery of the academic process?	
3	Sufficient reference material/books are available in the library for the topics mentioned in the syllabus	
4	How do you rate the college activities that help your students in getting jobs and placements?	
5	The course content is updated and sufficient to bridge the gap between industry standards/current global scenario and academics.	
6	I am able to achieve the minimum required course outcome attainment level for my class.	
7	I have the freedom to propose/modify/suggest /incorporate new topics in the syllabus through proper forum.	

Stakeholder 3: Alumnae

The following summarized result has been generated from the Feedback Analysis report on Curriculum for Alumnae for the academic year 2015-16.

The categorization of rating based on average score of different parameters is as follows: Excellent (5), Very Good (4), Good (3), Fair (2), and Poor (1). The results derived in terms of percentage of students with common views, average scores and rating are presented in Table 6 and Table 7.

Table 6

Sl. No.	Feedback Parameters	Responses (in terms of % of students)	
		Yes	No
1	Is it needed to add any content on curriculum?	60	40
2	If yes specify the content.	Distributed Database	60
		Robotics	40
3	Is it needed to delete any content on curriculum?	0	100
4	If yes specify the content.	NA	


 Coordinator, IQAC
 Narula Institute of Technology
 81, Nilgunj Road, Agarpara
 Kolkata- 700109


 Principal
NARULA INSTITUTE OF TECHNOLOGY
 81, Nilgunj Road, Agarpara, Kol-109 Page 4 of 29

Table 7

Sl. No.	Feedback Parameters	Responses (in terms of % of students)					Avg (out of scale 5)	Rating
		1 (Poor)	2 (Fair)	3 (Good)	4 (Very Good)	5 (Excellent)		
1	The curriculum and syllabus content were appropriate for my placement / higher education/ development	0	0	66.6	6.7	26.7	3.6	Very Good
2	The Institute/Faculty helped me in placement/higher education	0	0	0	0	100	5	Excellent


Note: * Average score >4: Excellent; 4 >= average score >3: Very Good; 3 >= average score >2: Good

Table 8: Actions Taken based on Table 6 and

Table 7.

Sl. No.	Feedback Parameters	Action Taken
1	Is it needed to add any content on curriculum?	It is found that 60% students want to add new content in the existing curriculum. Definitely this is an alarming message to all of us. Hence, it is recommended that in the upcoming regulations, the suggested subjects by the alumnae needs to be included.
2	If yes specify the content.	
3	Is it needed to delete any content on curriculum?	100% students do not want to delete any course. Hence no action required.
4	If yes specify the content.	
5	The curriculum and syllabus content were appropriate for my placement / higher education/ development	The department has scored 3.6 out of a scale of 5, which is 'Very Good'. But it must be noted that, more than 60 % alumni have given a rating of 3, out of 5. This shows, modifications of some contents in the curriculum is required.
6	The Institute/Faculty helped me in placement/higher education	The strong bonding of the Teacher-Student relationship is reflected as we have scored 5 out of a scale of 5.

The overall feedback report on Curriculum for the department of CSE is encouraging. However, as per the feedback analysis we are on the process of reframing the curriculum and syllabus.


 Coordinator, IQAC
 Narula Institute of Technology
 81, Nilgunj Road, Agarpara
 Kolkata-700109


 Principal
NARULA INSTITUTE OF TECHNOLOGY
 81, Nilgunj Road, Agarpara, Kol-109

2. Action Taken Report: Department of ECE(B.Tech)

Stakeholder 1: Student

The following summarized result has been generated from the Feedback Analysis report on Curriculum on Students for the academic year 2015-16.

The categorization of rating based on average score of different parameters is as follows: Excellent (5), Very Good (4), Good (3), Fair (2), and Poor (1). The results derived in terms of percentage of students with common views, average scores and rating are presented in *Table 9* and *Table 10*.

Table 9

Sl. No.	Feedback Parameters	Responses (in terms of % of students)	
		Yes	No
1	Is it needed to add any content on curriculum?	7	93
2	If yes specify the content.	Machine Learning	31.25
		Python	56.25
3	Is it needed to delete any content on curriculum?	0	100
4	If yes specify the content.	NA	

Table 10

Sl. No.	Feedback Parameters	Responses (in terms of % of students)					Avg	Rating
		1 (Poor)	2 (Fair)	3 (Good)	4 (Very Good)	5 (Excellent)		
5	Do you think this curriculum satisfy industry requirement?	0	0	0	15.7	84.3	4.8	Excellent
6	This curriculum is compatible with the latest technology?	0	0	0	20	80	4.8	Excellent
7	Are all the courses contribute to the knowledge and skill development?	0	0	0	4.3	95.7	4.9	Excellent
8	Percentage of the courses challenging and interesting	0	0	2.8	2.1	95	4.9	Excellent
9	Curriculum and Syllabus are need based	0	0	0	8.6	91.4	4.9	Excellent
10	Overall rating of the existing curriculum	0	0	0	8.6	91.4	4.9	Excellent

Note: * Average score > 4: Excellent; 4 >= average score > 3: Very Good; 3 >= average score > 2: Good

Table 11: Action Taken based on Table 9 and Table 10

Sl. No.	Feedback Parameters	Action Taken
1	Is it needed to add any content on curriculum?	It is found that only 7% students want to add new content in the existing curriculum. Whereas, rest of the students do not want to add. Hence no actions required. But it may be noted that most of these students are following R-15 curriculum. The recommended subjects by few students have been included already in the subsequent regulations.
2	If yes specify the content.	
3	Is it needed to delete any content on curriculum?	100% students do not want to delete any course. Hence no action required.

4	If yes specify the content.	In all these parameters the students of ECE have given more than 4.5 out of a scale of 5, which is 'Excellent'. This shows the immense confidence of the students on the various curriculum aspects. Therefore, no further actions are required.
5	Do you think this curriculum satisfy industry requirement?	
6	This curriculum is compatible with the latest technology?	
7	Are all the courses contribute to the knowledge and skill development?	
8	Percentage of the courses challenging and interesting	
9	Curriculum and Syllabus are need based	
10	Overall rating of the existing curriculum	

Stakeholder 2: Teacher

The following summarized result has been generated from the Feedback Analysis report on Curriculum for Teachers for the academic year 2015-16.

The categorization of rating based on average score of different parameters is as follows: Excellent (5), Very Good (4), Good (3), Fair (2), and Poor (1). The results derived in terms of percentage of students with common views, average scores and rating are presented in Table 12.

Table 12

Sl. No.	Feedback Parameters	Responses (in terms of % of students)					Avg (out of scale 5)	Rating
		1 (Poor)	2 (Fair)	3 (Good)	4 (Very Good)	5 (Excellent)		
1	Curriculum and syllabus are need based	0	0	0	21.1	78.9	4.7	Excellent
2	How do you rate the ambience of the College for effective delivery of the academic process?	0	0	0	47.4	52.6	4.5	Excellent
3	Sufficient reference material/books are available in the library for the topics mentioned in the syllabus	0	0	0	26.3	73.7	4.7	Excellent
4	How do you rate the college activities that help your students in getting jobs and placements?	0	0	0	52.6	47.4	4.5	Excellent
5	The course content is updated and sufficient to bridge the gap between industry standards/current global scenario and academics.	0	0	0	36.8	63.2	4.6	Excellent
6	I am able to achieve the minimum required course outcome attainment level for my class.	0	0	0	10.5	89.5	4.9	Excellent
7	I have the freedom to propose/modify/suggest /incorporate new topics in the syllabus through proper forum.	0	0	0	5.3	94.7	4.9	Excellent

Note: * Average score >4: Excellent; 4 >= average score >3: Very Good; 3 >= average score >2: Good

Table 13: Action Taken based on Table 12

Sl. No.	Feedback Parameters	Action Taken
1	Curriculum and syllabus are need based	Based on the Teachers feedback it is found that in all aspects Teachers have given on an average an 'Excellent' rating. In all the seven parameters the average score is more than 4 out of a scale of 5. Hence no specific actions are required.
2	How do you rate the ambience of the College for effective delivery of the academic process?	

3	Sufficient reference material/books are available in the library for the topics mentioned in the syllabus	
4	How do you rate the college activities that help your students in getting jobs and placements?	
5	The course content is updated and sufficient to bridge the gap between industry standards/current global scenario and academics.	
6	I am able to achieve the minimum required course outcome attainment level for my class.	
7	I have the freedom to propose/modify/suggest /incorporate new topics in the syllabus through proper forum.	

Stakeholder 3: Alumnae

The following summarized result has been generated from the Feedback Analysis report on Curriculum for Alumnae for the academic year 2015-16.

The categorization of rating based on average score of different parameters is as follows: Excellent (5), Very Good (4), Good (3), Fair (2), and Poor (1). The results derived in terms of percentage of students with common views, average scores and rating are presented in Table 14 and Table 15.

Table 14

Sl. No.	Feedback Parameters	Responses (in terms of % of students)	
		Yes	No
1	Is it needed to add any content on curriculum?	17	83
2	If yes specify the content.	Machine Learning	16
		Python	67
		Machine Learning, Python	17
3	Is it needed to delete any content on curriculum?	0	100
4	If yes specify the content.	NA	

Table 15

Sl. No.	Feedback Parameters	Responses (in terms of % of students)					Avg (out of scale 5)	Rating
		1 (Poor)	2 (Fair)	3 (Good)	4 (Very Good)	5 (Excellent)		
1	The curriculum and syllabus content were appropriate for my placement / higher education/ development	0	0	0	34.3	65.7	4.4	Excellent
2	The Institute/Faculty helped me in placement/higher education	0	0	0	22.9	77.1	4.5	Excellent

Note: * Average score > 4: Excellent; 4 >= average score > 3: Very Good; 3 >= average score > 2: Good

Table 16: Action Taken based on Table 14 and Table 15

Sl. No.	Feedback Parameters	Action Taken
1	Is it needed to add any content on curriculum?	It is found that 17% students want to add new content in the existing curriculum. As the recommended subjects are related to current market

2	If yes specify the content.	trends, it is noted that Machine Learning and Python will be considered as an inclusion to the upcoming regulation.
3	Is it needed to delete any content on curriculum?	100% students do not want to delete any course. Hence no action required.
4	If yes specify the content.	
5	The curriculum and syllabus content were appropriate for my placement / higher education/ development	Almost all students have given either 'Very Good' or 'Excellent' rating. As a whole, the department scored 4.4 out of a scale of 5, which is 'Excellent'. Hence no action required.
6	The Institute/Faculty helped me in placement/higher education	More than 75% students agrees this statement. Thus the strong bonding of the Teacher-Student relationship is reflected and no action required.

The overall feedback report on Curriculum for the department of ECE is positive. However, modified regulation is recommended.



Coordinator, IQAC
Narula Institute of Technology
81, Nilgunj Road, Agarpara
Kolkata- 700109



Principal
NARULA INSTITUTE OF TECHNOLOGY
81, Nilgunj Road, Agarpara, Kol-109

3. Action Taken Report: Department of IT

Stakeholder 1: Student

The following summarized result has been generated from the Feedback Analysis report on Curriculum on Students for the academic year 2015-16.

The categorization of rating based on average score of different parameters is as follows: Excellent (5), Very Good (4), Good (3), Fair (2), and Poor (1). The results derived in terms of percentage of students with common views, average scores and rating are presented in *Table 17* and *Table 18*.

Table 17

Sl. No.	Feedback Parameters	Responses (in terms of % of students)	
		Yes	No
1	Is it needed to add any content on curriculum?	0	100
2	If yes specify the content.	NA	
3	Is it needed to delete any content on curriculum?	0	100
4	If yes specify the content.	NA	

Table 18

Sl. No.	Feedback Parameters	Responses (in terms of % of students)					Avg	Rating
		1 (Poor)	2 (Fair)	3 (Good)	4 (Very Good)	5 (Excellent)		
5	Do you think this curriculum satisfy industry requirement?	0	17.9	30.8	15.4	35.9	3.7	Very Good
6	This curriculum is compatible with the latest technology?	0	12.8	20.5	35.9	30.8	3.8	Very Good
7	Are all the courses contribute to the knowledge and skill development?	0	0	0	48.7	51.3	4.5	Excellent
8	Percentage of the courses challenging and interesting	0	7.7	30.8	30.8	30.8	3.8	Very Good
9	Overall rating of the existing curriculum	0	17.9	23.1	12.8	46.1	3.8	Very Good

Note: * Average score >4: Excellent; 4 >= average score >3: Very Good; 3 >= average score >2: Good

Table 19: Action Taken based on Table 17 and Table 18

Sl. No.	Feedback Parameters	Action Taken
1	Is it needed to add any content on curriculum?	100% students do not want to add any course. Hence no action required.
2	If yes specify the content.	
3	Is it needed to delete any content on curriculum?	100% students do not want to delete any course. Hence no action required.
4	If yes specify the content.	
5	Do you think this curriculum satisfy industry requirement?	Around 17% alumnae have given a rate of 2 and around 30% alumnae have given 3 out of a 5 scale. As a result, the department has scored 3.7 out of 5. This is 'Very Good', but not 'Excellent'. In the 6 th criteria also the department has scored 'Very Good'. Hence, to achieve 'Excellent' rating in future, curriculum modification is required.
6	This curriculum is compatible with the latest technology?	
7	Are all the courses contribute to the knowledge and skill development?	On an average the score has become 4.5 out of a scale of 5, which is 'Excellent'. As a result, no further action required.
8	Percentage of the courses challenging and interesting	Around 7% students give 'Fair' rating against this parameter. But rest of the students' rate this as 'Good', 'Very Good' or 'Excellent'. As a

Coordinator, IQAC
Narula Institute of Technology
81, Nilgunj Road, Agarpara
Kolkata- 700109


Principal
NARULA INSTITUTE OF TECHNOLOGY
81 Nilgunj Road, Agarpara, Kolkata

		result, the score is 3.8 out of a scale of 5, which is 'Very Good'. Thus no action required.
9	Overall rating of the existing curriculum	Scored 3.8 out of 5, which is 'Very Good'. Hence no specific action is required, but curriculum improvement can be done to enhance the rating in future.

Stakeholder 2: Teacher

The following summarized result has been generated from the Feedback Analysis report on Curriculum for Teachers for the academic year 2015-16.

The categorization of rating based on average score of different parameters is as follows: Excellent (5), Very Good (4), Good (3), Fair (2), and Poor (1). The results derived in terms of percentage of students with common views, average scores and rating are presented in Table 20.

Table 20

Sl. No.	Feedback Parameters	Responses (in terms of % of students)					Avg (out of scale 5)	Rating
		1 (Poor)	2 (Fair)	3 (Good)	4 (Very Good)	5 (Excellent)		
1	Curriculum and syllabus are need based	0	0	0	18.2	81.8	4.8	Excellent
2	How do you rate the ambience of the College for effective delivery of the academic process?	0	0	0	27.3	72.7	4.7	Excellent
3	Sufficient reference material/books are available in the library for the topics mentioned in the syllabus	0	0	0	0	100	5	Excellent
4	How do you rate the college activities that help your students in getting jobs and placements?	0	0	0	0	100	5	Excellent
5	The course content is updated and sufficient to bridge the gap between industry standards/current global scenario and academics.	0	0	0	9.1	90.9	4.9	Excellent
6	I am able to achieve the minimum required course outcome attainment level for my class.	0	0	0	0	100	5	Excellent
7	I have the freedom to propose/modify/suggest /incorporate new topics in the syllabus through proper forum.	0	0	0	18.2	81.8	4.8	Excellent

Note:* Average score>4: Excellent; 4>=average score>3: Very Good; 3>=average score>2: Good

Table 21: Action Taken based on Table 20

Sl. No.	Feedback Parameters	Action Taken
1	Curriculum and syllabus are need based	Based on the Teachers feedback it is found that in all aspects Teachers have given on an average an 'Excellent' rating. Among the seven parameters, 'Sufficient reference material/books are available in the library for the topics mentioned in the syllabus', 'How do you rate the college activities that help your students in getting jobs and placements?', and 'I am able to achieve the minimum required course outcome attainment level for my class', 100% teachers have given a rating of 5 out of 5 scale. This shows the teachers' faith and satisfaction about the Institute. Indeed it is encouraging and hence no action required.
2	How do you rate the ambience of the College for effective delivery of the academic process?	
3	Sufficient reference material/books are available in the library for the topics mentioned in the syllabus	
4	How do you rate the college activities that help your students in getting jobs and placements?	
5	The course content is updated and sufficient to bridge the gap between industry standards/current global scenario and academics.	
6	I am able to achieve the minimum required course outcome attainment level for my class.	
7	I have the freedom to propose/modify/suggest /incorporate new topics in the syllabus through proper forum.	

Stakeholder 3: Alumnae

The following summarized result has been generated from the Feedback Analysis report on Curriculum for Alumnae for the academic year 2015-16.

The categorization of rating based on average score of different parameters is as follows: Excellent (5), Very Good (4), Good (3), Fair (2), and Poor (1). The results derived in terms of percentage of students with common views, average scores and rating are presented in **Table 22** and **Table 23**.

Table 22

Sl. No.	Feedback Parameters	Responses (in terms of % of students)	
		Yes	No
1	Is it needed to add any content on curriculum?	9	91
2	If yes specify the content.	AI	50
		IOT	50
3	Is it needed to delete any content on curriculum?	0	100
4	If yes specify the content.	NA	

Table 23

Sl. No.	Feedback Parameters	Responses (in terms of % of students)					Avg (out of scale 5)	Rating
		1 (Poor)	2 (Fair)	3 (Good)	4 (Very Good)	5 (Excellent)		
1	The curriculum and syllabus content were appropriate for my placement / higher education/ development	0	0	0	22.2	77.8	4.7	Excellent
2	The Institute/Faculty helped me in placement/higher education	0	0	0	17.8	82.2	4.8	Excellent

Note: * Average score >4: Excellent; 4 >= average score >3: Very Good; 3 >= average score >2: Good

Table 24: Action Taken based on Table 22 and Table 23

Sl. No.	Feedback Parameters	Action Taken
1	Is it needed to add any content on curriculum?	Only 9% alumnae want to add few courses. But 91% students not. Hence no action required.
2	If yes specify the content.	
3	Is it needed to delete any content on curriculum?	100% students do not want to delete any course. Hence no action required.
4	If yes specify the content.	
5	The curriculum and syllabus content were appropriate for my placement / higher education/ development	More than 75% students give us a rating of 5. As a whole, the department scored 4.7 out of a scale of 5, which is 'Excellent'. Hence no action required.
6	The Institute/Faculty helped me in placement/higher education	All the alumnae either provided 'very good' or 'excellent' faith on the Institute/Faculty for helping them in placement/higher education. As a whole the department scored 4.8 out of a scale of 5. Thus, no actions required.


 Coordinator, IQAC
 Narula Institute of Technology
 81, Nilgunj Road, Agarpara
 Kolkata- 700109


 Principal
NARULA INSTITUTE OF TECHNOLOGY
 81, Nilgunj Road, Agarpara, Kol-109

4. Action Taken Report: Department of CE(B.Tech)

Stakeholder 1: Student

The following summarized result has been generated from the Feedback Analysis report on Curriculum on Students for the academic year 2015-16.

The categorization of rating based on average score of different parameters is as follows: Excellent (5), Very Good (4), Good (3), Fair (2), and Poor (1). The results derived in terms of percentage of students with common views, average scores and rating are presented in *Table 25* and *Table 26*.

Table 25

Sl. No.	Feedback Parameters	Responses (in terms of % of students)	
		Yes	No
1	Is it needed to add any content on curriculum?	11	89
2	If yes specify the content.	Advance structural analysis	10
		Water Supply System	40
		Six Sigma	20
		Quantity survey subject	30
3	Is it needed to delete any content on curriculum?	0	100
4	If yes specify the content.	NA	

Table 26


Sl. No.	Feedback Parameters	Responses (in terms of % of students)					Avg	Rating
		1 (Poor)	2 (Fair)	3 (Good)	4 (Very Good)	5 (Excellent)		
5	Do you think this curriculum satisfy industry requirement?	0	0	0	18.4	81.6	4.8	Excellent
6	This curriculum is compatible with the latest technology?	0	0	0	19.3	80.7	4.8	Excellent
7	Are all the courses contribute to the knowledge and skill development?	0	0	0	14.9	85.1	4.9	Excellent
8	Percentage of the courses challenging and interesting	0	0	0	19.3	80.7	4.8	Excellent
9	Curriculum and Syllabus are need based	0	0	0	13.2	86.8	4.9	Excellent
10	Overall rating of the existing curriculum	0	0	0	11.4	88.6	4.9	Excellent

Note: * Average score > 4: Excellent; 4 >= average score > 3: Very Good; 3 >= average score > 2: Good

Table 27: Action Taken based on Table 25 and Table 26

Sl. No.	Feedback Parameters	Action Taken
1	Is it needed to add any content on curriculum?	It is found that around 11% students want to add new content in the existing curriculum. Whereas, 89% students do not want to add. Hence no actions required.
2	If yes specify the content.	
3	Is it needed to delete any content on curriculum?	100% students do not want to delete any course. Hence no action required.
4	If yes specify the content.	
5	Do you think this curriculum satisfy industry requirement?	In all these parameters the students of CE have given either 4.8 or 4.9 out of a scale of 5, which is 'Excellent'.

Coordinator, IQAC
Narula Institute of Technology
81, Nilgunj Road, Agarpara
Kolkata- 700109


Principal
NARULA INSTITUTE OF TECHNOLOGY
81, Nilguni Road, Agarpara, Kol-109

6	This curriculum is compatible with the latest technology?	This shows the immense confidence of the students on the various curriculum aspects. Therefore, no further actions are required.
7	Are all the courses contribute to the knowledge and skill development?	
8	Percentage of the courses challenging and interesting	
9	Curriculum and Syllabus are need based	
10	Overall rating of the existing curriculum	

Stakeholder 2: Teacher

The following summarized result has been generated from the Feedback Analysis report on Curriculum for Teachers for the academic year 2015-16.

The categorization of rating based on average score of different parameters is as follows: Excellent (5), Very Good (4), Good (3), Fair (2), and Poor (1). The results derived in terms of percentage of students with common views, average scores and rating are presented in Table 28.

Table 28

Sl. No.	Feedback Parameters	Responses (in terms of % of students)					Avg (out of scale 5)	Rating
		1 (Poor)	2 (Fair)	3 (Good)	4 (Very Good)	5 (Excellent)		
1	Curriculum and syllabus are need based	0	0	0	0	100	5	Excellent
2	How do you rate the ambience of the College for effective delivery of the academic process?	0	0	0	40	60	4.6	Excellent
3	Sufficient reference material/books are available in the library for the topics mentioned in the syllabus	0	0	0	40	60	4.6	Excellent
4	How do you rate the college activities that help your students in getting jobs and placements?	0	0	0	0	100	4	Very Good
5	The course content is updated and sufficient to bridge the gap between industry standards/current global scenario and academics.	0	0	0	20	80	4.8	Excellent
6	I am able to achieve the minimum required course outcome attainment level for my class.	0	0	0	40	60	4.6	Excellent
7	I have the freedom to propose/modify/suggest /incorporate new topics in the syllabus through proper forum.	0	0	0	20	80	4.8	Excellent

Note: * Average score >4: Excellent; 4 >= average score >3: Very Good; 3 >= average score >2: Good

Table 29: Action Taken based on Table 28

Sl. No.	Feedback Parameters	Action Taken
1	Curriculum and syllabus are need based	Based on the Teachers feedback it is found that in all aspects Teachers have given on an average an 'Excellent' rating. In all the six parameters the average score is more than 4 out of a scale of 5 and in one parameter it is 'Very Good'. Hence no specific actions are required.
2	How do you rate the ambience of the College for effective delivery of the academic process?	
3	Sufficient reference material/books are available in the library for the topics mentioned in the syllabus	
4	How do you rate the college activities that help your students in getting jobs and placements?	
5	The course content is updated and sufficient to bridge the gap between industry standards/current global scenario and academics.	
6	I am able to achieve the minimum required course outcome attainment level for my class.	

7	I have the freedom to propose/modify/suggest /incorporate new topics in the syllabus through proper forum.	
---	--	--

Stakeholder 3: Alumnae

The following summarized result has been generated from the Feedback Analysis report on Curriculum for Alumnae for the academic year 2015-16.

The categorization of rating based on average score of different parameters is as follows: Excellent (5), Very Good (4), Good (3), Fair (2), and Poor (1). The results derived in terms of percentage of students with common views, average scores and rating are presented in Table 30 and Table 31.

Table 30

Sl. No.	Feedback Parameters	Responses (in terms of % of students)	
		Yes	No
1	Is it needed to add any content on curriculum?	60	40
2	If yes specify the content.	Total Station Survey, quantity Survey as a Subject	
		Quantity Survey Subject, Six Sigma and Advance structural analysis	
		Water supply system	
3	Is it needed to delete any content on curriculum?	0	100
4	If yes specify the content.	NA	

Table 31

Sl. No.	Feedback Parameters	Responses (in terms of % of students)					Avg (out of scale 5)	Rating
		1 (Poor)	2 (Fair)	3 (Good)	4 (Very Good)	5 (Excellent)		
1	The curriculum and syllabus content were appropriate for my placement / higher education/ development	0	0	0	40	60	4.6	Excellent
2	The Institute/Faculty helped me in placement/higher education	0	0	0	60	40	4.4	Excellent


Note: * Average score > 4: Excellent; 4 > = average score > 3: Very Good; 3 > = average score > 2: Good

Table 32: Action Taken based on Table 30 and Table 31

Sl. No.	Feedback Parameters	Action Taken
1	Is it needed to add any content on curriculum?	It is found that 60% students want to add new content in the existing curriculum. Definitely, this is an alarming message. Hence, some of the subjects can be considered to be included in the Advance Programming and Advance Software can be considered as an inclusion to the upcoming regulation.
2	If yes specify the content.	
3	Is it needed to delete any content on curriculum?	100% students do not want to delete any course. Hence no action required.
4	If yes specify the content.	
5	The curriculum and syllabus content were appropriate for my placement / higher education/ development	Almost all Alumnae rated with more than 4.5 out of 5 scale. This figure shows immense pleasure of our ex-students towards the curriculum structure of the department.
6	The Institute/Faculty helped me in placement/higher education	

The overall feedback report on Curriculum for the department of CE is positive.


 Coordinator, IQAC
 Narula Institute of Technology
 81, Nilgunj Road, Agarpara
 Kolkata- 700109


 Principal
NARULA INSTITUTE OF TECHNOLOGY
 31, Nilgunj Road, Agarpara, Kol-109

5. Action Taken Report: Department of EE(B.Tech)

Stakeholder 1: Student

The following summarized result has been generated from the Feedback Analysis report on Curriculum on Students for the academic year 2015-16.

The categorization of rating based on average score of different parameters is as follows: Excellent (5), Very Good (4), Good (3), Fair (2), and Poor (1). The results derived in terms of percentage of students with common views, average scores and rating are presented in *Table 33* and *Table 34*.

Table 33

Sl. No.	Feedback Parameters	Responses (in terms of % of students)	
		Yes	No
1	Is it needed to add any content on curriculum?	25	75
2	If yes specify the content.	Robotics	13.1
		Object oriented programming using JAVA	11.9
		None	75
3	Is it needed to delete any content on curriculum?	0	100
4	If yes specify the content.	NA	

Table 34

Sl. No.	Feedback Parameters	Responses (in terms of % of students)					Avg	Rating
		1 (Poor)	2 (Fair)	3 (Good)	4 (Very Good)	5 (Excellent)		
5	Do you think this curriculum satisfy industry requirement?	0	0	0	13.1	86.9	4.9	Excellent
6	This curriculum is compatible with the latest technology?	0	0	0	14.3	85.7	4.9	Excellent
7	Are all the courses contribute to the knowledge and skill development?	0	0	0	2.4	97.6	4.9	Excellent
8	Percentage of the courses challenging and interesting	0	0	1.2	8.3	90.5	4.9	Excellent
9	Curriculum and Syllabus are need based	0	0	0	8.3	91.7	4.9	Excellent
10	Overall rating of the existing curriculum	0	0	0	5.9	94.1	4.9	Excellent

Note: * Average score >4: Excellent; 4 >= average score >3: Very Good; 3 >= average score >2: Good

Table 35: Action Taken based on Table 33 and Table 34

Sl. No.	Feedback Parameters	Action Taken
1	Is it needed to add any content on curriculum?	25% students want to add few subjects in the existing curriculum. But it may be noted that, almost all the suggested subjects have been added in the R-16 curriculum. These students have followed earlier regulations. Hence, their suggestions are welcome, but no actions required.
2	If yes specify the content.	
3	Is it needed to delete any content on curriculum?	100% students do not want to delete any content. Hence no actions are required.
4	If yes specify the content.	

5	Do you think this curriculum satisfy industry requirement?	In all these parameters the students of CE have given 4.9 out of a scale of 5, which is 'Excellent'. This shows the immense confidence of the students on the various curriculum aspects. Therefore, no further actions are required.
6	This curriculum is compatible with the latest technology?	
7	Are all the courses contribute to the knowledge and skill development?	
8	Percentage of the courses challenging and interesting	
9	Curriculum and Syllabus are need based	
10	Overall rating of the existing curriculum	

Stakeholder 2: Teacher

The following summarized result has been generated from the Feedback Analysis report on Curriculum for Teachers for the academic year 2015-16.

The categorization of rating based on average score of different parameters is as follows: Excellent (5), Very Good (4), Good (3), Fair (2), and Poor (1). The results derived in terms of percentage of students with common views, average scores and rating are presented in Table 36.


Table 36

Sl. No.	Feedback Parameters	Responses (in terms of % of students)					Avg (out of scale 5)	Rating
		1 (Poor)	2 (Fair)	3 (Good)	4 (Very Good)	5 (Excellent)		
1	Curriculum and syllabus are need based	0	0	20	26.7	53.3	4.3	Excellent
2	How do you rate the ambience of the College for effective delivery of the academic process?	0	0	13.3	33.3	53.3	4.4	Excellent
3	Sufficient reference material/books are available in the library for the topics mentioned in the syllabus	0	0	6.7	26.7	66.7	4.6	Excellent
4	How do you rate the college activities that help your students in getting jobs and placements?	0	0	0	40	60	4.6	Excellent
5	The course content is updated and sufficient to bridge the gap between industry standards/current global scenario and academics.	0	0	0	26.7	73.3	4.7	Excellent
6	I am able to achieve the minimum required course outcome attainment level for my class.	0	0	0	20	80	4.8	Excellent
7	I have the freedom to propose/modify/suggest /incorporate new topics in the syllabus through proper forum.	0	0	0	0	100	5	Excellent

Note: * Average score > 4: Excellent; 4 >= average score > 3: Very Good; 3 >= average score > 2: Good

Table 37: Action Taken based on Table 36

Sl. No.	Feedback Parameters	Action Taken
1	Curriculum and syllabus are need based	Based on the Teachers feedback it is found that in all aspects Teachers have given on an average an 'Excellent' rating. In all the seven parameters the average score is more than 4 out of a scale of 5. Hence no specific actions are required.
2	How do you rate the ambience of the College for effective delivery of the academic process?	
3	Sufficient reference material/books are available in the library for the topics mentioned in the syllabus	
4	How do you rate the college activities that help your students in getting jobs and placements?	


 Coordinator, IQAC
 Narula Institute of Technology
 81, Nilgunj Road, Agarpara
 Kolkata- 700109


 Principal
NARULA INSTITUTE OF TECHNOLOGY
 81, Nilgunj Road, Agarpara, Kol-109

5	The course content is updated and sufficient to bridge the gap between industry standards/current global scenario and academics.	
6	I am able to achieve the minimum required course outcome attainment level for my class.	
7	I have the freedom to propose/modify/suggest /incorporate new topics in the syllabus through proper forum.	

Stakeholder 3: Alumnae

The following summarized result has been generated from the Feedback Analysis report on Curriculum for Alumnae for the academic year 2015-16.

The categorization of rating based on average score of different parameters is as follows: Excellent (5), Very Good (4), Good (3), Fair (2), and Poor (1). The results derived in terms of percentage of students with common views, average scores and rating are presented in Table 38 and Table 39.

Table 38

Sl. No.	Feedback Parameters	Responses (in terms of % of students)	
		Yes	No
1	Is it needed to add any content on curriculum?	9.1	90.9
2	If yes specify the content.	Object oriented programing using JAVA	25
		Robotics	50
		Artificial intelligence	25
3	Is it needed to delete any content on curriculum?	0	100
4	If yes specify the content.	NA	

Table 39

Sl. No.	Feedback Parameters	Responses (in terms of % of students)					Avg (out of scale 5)	Rating
		1 (Poor)	2 (Fair)	3 (Good)	4 (Very Good)	5 (Excellent)		
1	The curriculum and syllabus content were appropriate for my placement / higher education/ development	0	0	0	11.1	88.9	4.9	Excellent
2	The Institute/Faculty helped me in placement/higher education	0	0	0	16.7	83.3	4.8	Excellent


Note: * Average score >4: Excellent; 4 >= average score >3: Very Good; 3 >= average score >2: Good

Table 40: Action Taken based on Table 38 and Table 39

Sl. No.	Feedback Parameters	Action Taken
1	Is it needed to add any content on curriculum?	Around 9% alumnae have suggested to include Robotics, AI etc. in the curriculum. Some of the suggested subjects can be planned to include. However, already R-16 curriculum has been formed and some of these have been included already.
2	If yes specify the content.	
3	Is it needed to delete any content on curriculum?	No actions required, as no suggestions for deletion.
4	If yes specify the content.	
5	The curriculum and syllabus content were appropriate for my placement / higher education/ development	In these both cases, alumnae have given an 'Excellent' score. Hence no further actions are required.
6	The Institute/Faculty helped me in placement/higher education	

The overall feedback report on Curriculum for the department of EE is positive.


 Coordinator, IQAC
 Narula Institute of Technology
 Nilgunj Road, Agarpara
 Kolkata- 700109


 Principal
NARULA INSTITUTE OF TECHNOLOGY
 81, Nilgunj Road, Agarpara, Kol-109

6. Action Taken Report: Department of EIE

Stakeholder 1: Student

The following summarized result has been generated from the Feedback Analysis report on Curriculum on Students for the academic year 2015-16.

The categorization of rating based on average score of different parameters is as follows: Excellent (5), Very Good (4), Good (3), Fair (2), and Poor (1). The results derived in terms of percentage of students with common views, average scores and rating are presented in *Table 41* and *Table 42*.

Table 41

Sl. No.	Feedback Parameters	Responses (in terms of % of students)	
		Yes	No
1	Is it needed to add any content on curriculum?	30	70
2	If yes specify the content.	Sensors and Transducers	34
		Microprocessors and Microcontrollers	33
		VLSI	33
3	Is it needed to delete any content on curriculum?	0	100
4	If yes specify the content.	NA	

Table 42

Sl. No.	Feedback Parameters	Responses (in terms of % of students)					Avg	Rating
		1 (Poor)	2 (Fair)	3 (Good)	4 (Very Good)	5 (Excellent)		
5	Do you think this curriculum satisfy industry requirement?	0	0	20	10	70	4.5	Excellent
6	This curriculum is compatible with the latest technology?	0	0	0	30	70	4.7	Excellent
7	Are all the courses contribute to the knowledge and skill development?	0	0	10	10	80	4.7	Excellent
8	Percentage of the courses challenging and interesting	0	0	10	30	60	4.5	Excellent
9	Curriculum and Syllabus are need based	0	0	0	10	90	4.9	Excellent
10	Overall rating of the existing curriculum	0	0	10	30	60	4.7	Excellent

Note: * Average score >4: Excellent; 4>=average score >3: Very Good; 3>=average score >2: Good

Table 43: Action Taken based on Table 41 and Table 42

Sl. No.	Feedback Parameters	Action Taken
1	Is it needed to add any content on curriculum?	It is found that 30% students want to add new content in the existing curriculum. Whereas, 70% students do not want to add. But, while considering those 30% students, it is found that they want to add Sensors and Transducers, VLSI etc. as a new inclusion. It must be noted that, these students have followed earlier curriculum and not the R-16. In the previous year's feedback also we have got the aforementioned subjects from different students. As a result, already we have included in R-16 curriculum. Hence, no action is required.
2	If yes specify the content.	

3	Is it needed to delete any content on curriculum?	100% students do not want to delete any course. Hence no action required.	
4	If yes specify the content.		
5	Do you think this curriculum satisfy industry requirement?		
6	This curriculum is compatible with the latest technology?		
7	Are all the courses contribute to the knowledge and skill development?		
8	Percentage of the courses challenging and interesting		
9	Curriculum and Syllabus are need based		
10	Overall rating of the existing curriculum		
			In all these criteria, we have scored on and above 4.5, out of 5 scale. Hence, no action is required.

Stakeholder 2: Teacher EIE

The following summarized result has been generated from the Feedback Analysis report on Curriculum for Teachers for the academic year 2015-16.

The categorization of rating based on average score of different parameters is as follows: Excellent (5), Very Good (4), Good (3), Fair (2), and Poor (1). The results derived in terms of percentage of students with common views, average scores and rating are presented in Table 44.

Table 44


Sl. No.	Feedback Parameters	Responses (in terms of % of students)					Avg (out of scale 5)	Rating
		1 (Poor)	2 (Fair)	3 (Good)	4 (Very Good)	5 (Excellent)		
1	Curriculum and syllabus are need based	0	0	0	40	60	4.6	Excellent
2	How do you rate the ambience of the College for effective delivery of the academic process?	0	0	20	40	40	4.2	Excellent
3	Sufficient reference material/books are available in the library for the topics mentioned in the syllabus	0	0	0	40	60	4.6	Excellent
4	How do you rate the college activities that help your students in getting jobs and placements?	0	0	0	20	80	4.8	Excellent
5	The course content is updated and sufficient to bridge the gap between industry standards/current global scenario and academics.	0	0	60	40	0	3.4	Very good
6	I am able to achieve the minimum required course outcome attainment level for my class.	0	0	20	0	80	4.6	Excellent
7	I have the freedom to propose/modify/suggest /incorporate new topics in the syllabus through proper forum.	0	0	0	20	80	4.8	Excellent

Note: * Average score > 4: Excellent; 4 >= average score > 3: Very Good; 3 >= average score > 2: Good

Table 45: Action Taken based on Table 44

Sl. No.	Feedback Parameters	Action Taken
1	Curriculum and syllabus are need based	In all the six criteria Teachers' have given on and above 4 out of a 5 scale. Only in the fifth criteria which is 'The course content is updated and sufficient to bridge the gap between industry standards/current global
2	How do you rate the ambience of the College for effective delivery of the academic process?	
3	Sufficient reference material/books are available in the library for the topics mentioned in the syllabus	


 Coordinator, IQAC
 Narula Institute of Technology
 81, Nilgunj Road, Agarpara
 Kolkata- 700109


 Principal
NARULA INSTITUTE OF TECHNOLOGY
 81, Nilgunj Road, Agarpara, Kol-100

4	How do you rate the college activities that help your students in getting jobs and placements?	scenario and academics' Teachers' have given 3.4 out of a 5 scale, which is 'Very Good'. Hence, it can be realized that modifications of some contents of the existing curriculum are required. As, already we have formed R-16, currently no further actions are required.
5	The course content is updated and sufficient to bridge the gap between industry standards/current global scenario and academics.	
6	I am able to achieve the minimum required course outcome attainment level for my class.	
7	I have the freedom to propose/modify/suggest /incorporate new topics in the syllabus through proper forum.	

Stakeholder 3: Alumnae EIE

The following summarized result has been generated from the Feedback Analysis report on Curriculum for Alumnae for the academic year 2015-16.

The categorization of rating based on average score of different parameters is as follows: Excellent (5), Very Good (4), Good (3), Fair (2), and Poor (1). The results derived in terms of percentage of students with common views, average scores and rating are presented in Table 46 and Table 47.

Table 46

Sl. No.	Feedback Parameters	Responses (in terms of % of students)	
		Yes	No
1	Is it needed to add any content on curriculum?	30	70
2	If yes specify the content.	Sensors and Transducers	33
		VLSI	67
3	Is it needed to delete any content on curriculum?	0	100
4	If yes specify the content.	NA	

Table 47

Sl. No.	Feedback Parameters	Responses (in terms of % of students)					Avg (out of scale 5)	Rating
		1 (Poor)	2 (Fair)	3 (Good)	4 (Very Good)	5 (Excellent)		
1	The curriculum and syllabus content were appropriate for my placement / higher education/ development	0	0	50	40	40	4.1	Excellent
2	The Institute/Faculty helped me in placement/higher education	0	0	0	20	70	4.7	Excellent

Note:* Average score>4: Excellent; 4>=average score>3: Very Good; 3>=average score>2: Good

Table 48: Action Taken based on Table 46 and Table 47

Sl. No.	Feedback Parameters	Action Taken
1	Is it needed to add any content on curriculum?	It is found that 30% students want to add new content in the existing curriculum. This percentage cannot be ignored. Thus it is noted that Sensors and Transducers and VLSI should be considered as an inclusion to the upcoming regulation. It must be also noted that as R-16 has been formed and some of the subjects have been included there already, so, if any other contents left out, those should be considered for the inclusion of the upcoming regulations.
2	If yes specify the content.	
3	Is it needed to delete any content on curriculum?	100% students do not want to delete any course. Hence no action required.
4	If yes specify the content.	
5	The curriculum and syllabus content were appropriate for my placement / higher education/ development	As a whole, the department scored 4.1 out of a scale of 5, which is 'Excellent'. Hence no action required.
6	The Institute/Faculty helped me in placement/higher education	The department has scored 4.7 out of 5. Thus the strong bonding of the Teacher-Student relationship is reflected and no action required.

The overall feedback report on Curriculum for the department of EIE is positive.

Coordinator, IQAC
Narula Institute of Technology
81, Nilgunj Road, Agarpara
Kolkata- 700109

Principal
NARULA INSTITUTE OF TECHNOLOGY
81, Nilgunj Road, Agarpara, Kol-109

7. Action Taken Report: Department of ME

Stakeholder 2: Teacher

The following summarized result has been generated from the Feedback Analysis report on Curriculum for Teachers for the academic year 2015-16.

The categorization of rating based on average score of different parameters is as follows: Excellent (5), Very Good (4), Good (3), Fair (2), and Poor (1). The results derived in terms of percentage of students with common views, average scores and rating are presented in Table 49.

Table 49

Sl. No.	Feedback Parameters	Responses (in terms of % of students)					Avg (out of scale 5)	Rating
		1 (Poor)	2 (Fair)	3 (Good)	4 (Very Good)	5 (Excellent)		
1	Curriculum and syllabus are need based	0	0	57.1	42.8	0	3.4	Very Good
2	How do you rate the ambience of the College for effective delivery of the academic process?	0	0	28.6	42.9	28.6	4	Very Good
3	Sufficient reference material/books are available in the library for the topics mentioned in the syllabus	0	0	42.9	57.1	0	3.6	Very Good
4	How do you rate the college activities that help your students in getting jobs and placements?	0	0	28.6	71.4	0	3.7	Very Good
5	The course content is updated and sufficient to bridge the gap between industry standards/current global scenario and academics.	0	0	85.7	14.3	0	3.1	Very Good
6	I am able to achieve the minimum required course outcome attainment level for my class.	0	0	0	14.3	85.7	4.8	Excellent
7	I have the freedom to propose/modify/suggest /incorporate new topics in the syllabus through proper forum.	0	0	14.3	14.3	71.4	4.6	Excellent

Note: * Average score >4: Excellent; 4 >= average score >3: Very Good; 3 >= average score >2: Good

Table 50: Action Taken based on Table 49

Sl. No.	Feedback Parameters	Action Taken
1	Curriculum and syllabus are need based	Based on the Teachers feedback it is found that almost in all aspects Teachers have given on an average a 'Very Good' rating and in the last two aspects they have given 'Excellent' rating. As already R-16 has been formed, the new updated curriculum will benefit the students in future.
2	How do you rate the ambience of the College for effective delivery of the academic process?	
3	Sufficient reference material/books are available in the library for the topics mentioned in the syllabus	
4	How do you rate the college activities that help your students in getting jobs and placements?	
5	The course content is updated and sufficient to bridge the gap between industry standards/current global scenario and academics.	
6	I am able to achieve the minimum required course outcome attainment level for my class.	
7	I have the freedom to propose/modify/suggest /incorporate new topics in the syllabus through proper forum.	

The overall feedback report on Curriculum for the department of ME leads to the modifications of some of the syllabus in R-21.

8. Action Taken Report: Department of ECE(M.Tech)

Stakeholder 1: Student

The following summarized result has been generated from the Feedback Analysis report on Curriculum on Students for the academic year 2015-16.

The categorization of rating based on average score of different parameters is as follows: Excellent (5), Very Good (4), Good (3), Fair (2), and Poor (1). The results derived in terms of percentage of students with common views, average scores and rating are presented in *Table 51* and *Table 52*.

Table 51

Sl. No.	Feedback Parameters	Responses (in terms of % of students)	
		Yes	No
1	Is it needed to add any content on curriculum?	22	78
2	If yes specify the content.	DIGITAL FILTER DESIGN	50
		EMBEDDED SYSTEM	50
3	Is it needed to delete any content on curriculum?	0	100
4	If yes specify the content.	NA	

Table 52

Sl. No.	Feedback Parameters	Responses (in terms of % of students)					Avg	Rating
		1 (Poor)	2 (Fair)	3 (Good)	4 (Very Good)	5 (Excellent)		
5	Do you think this curriculum satisfy industry requirement?	0	0	0	22.2	77.8	4.8	Excellent
6	This curriculum is compatible with the latest technology?	0	0	0	22.2	77.8	4.8	Excellent
7	Are all the courses contribute to the knowledge and skill development?	0	0	0	22.2	77.8	4.8	Excellent
8	Percentage of the courses challenging and interesting	0	0	0	33.3	66.7	4.7	Excellent
9	Curriculum and Syllabus are need based	0	0	0	33.3	66.7	4.7	Excellent
10	Overall rating of the existing curriculum	0	0	0	22.2	77.8	4.8	Excellent

Note: * Average score > 4: Excellent; 4 >= average score > 3: Very Good; 3 >= average score > 2: Good

Table 53: Actions Taken based on Table 51 and Table 52

Sl. No.	Feedback Parameters	Action Taken
1	Is it needed to add any content on curriculum?	It is found that 22% students want to add new content in the existing curriculum. Whereas, rest of the students do not want to add. But, while considering those 11% students, it is found that they want to add Digital Filter Design and Embedded System as a new inclusion.
2	If yes specify the content.	
3	Is it needed to delete any content on curriculum?	100% students do not want to delete any course. Hence no action required.

4	If yes specify the content.	
5	Do you think this curriculum satisfy industry requirement?	More than 75% students give us a rating of 'Excellent'. Hence no action is required.
6	This curriculum is compatible with the latest technology?	In this category also we have scored 'Excellent'. Hence no further action required.
7	Are all the courses contribute to the knowledge and skill development?	More than 75% students have given 'Excellent' rating. As a result, no further action is required.
8	Percentage of the courses challenging and interesting	The score in this parameter is 4.7 out of a scale of 5. Hence, no action required.
9	Curriculum and Syllabus are need based	Here, out of 5 scale, we have scored 4.7 too, which is 'Excellent'. Therefore no action is required.
10	Overall rating of the existing curriculum	More than 75% students have given 'Excellent' rating in this field.

Stakeholder 2: Teacher

The following summarized result has been generated from the Feedback Analysis report on Curriculum for Teachers for the academic year 2015-16.

The categorization of rating based on average score of different parameters is as follows: Excellent (5), Very Good (4), Good (3), Fair (2), and Poor (1). The results derived in terms of percentage of students with common views, average scores and rating are presented in Table 54.

Table 54

Sl. No.	Feedback Parameters	Responses (in terms of % of students)					Avg (out of scale 5)	Rating
		1 (Poor)	2 (Fair)	3 (Good)	4 (Very Good)	5 (Excellent)		
1	Curriculum and syllabus are need based	0	0	0	40	60	4.6	Excellent
2	How do you rate the ambience of the College for effective delivery of the academic process?	0	0	0	45	55	4.5	Excellent
3	Sufficient reference material/books are available in the library for the topics mentioned in the syllabus	0	0	0	20	80	4.8	Excellent
4	How do you rate the college activities that help your students in getting jobs and placements?	0	0	0	60	40	4.4	Excellent
5	The course content is updated and sufficient to bridge the gap between industry standards/current global scenario and academics.	0	0	0	55	45	4.45	Excellent
6	I am able to achieve the minimum required course outcome attainment level for my class.	0	0	0	5	95	4.95	Excellent
7	I have the freedom to propose/modify/suggest /incorporate new topics in the syllabus through proper forum.	0	0	0	10	90	4.9	Excellent

Note: * Average score > 4: Excellent; 4 > = average score > 3: Very Good; 3 > = average score > 2: Good

Table 55: Actions Taken based on Table 54

Sl. No.	Feedback Parameters	Action Taken
1	Curriculum and syllabus are need based	Based on the Teachers feedback it is found that in all aspects Teachers have given on an average an 'Excellent' rating. In every criteria, the department has scored more than 4 out of a scale of 5.
2	How do you rate the ambience of the College for effective delivery of the academic process?	
3	Sufficient reference material/books are available in the library for the topics mentioned in the syllabus	
4	How do you rate the college activities that help your students in getting jobs and placements?	

5	The course content is updated and sufficient to bridge the gap between industry standards/current global scenario and academics.	This shows the teachers' faith and satisfaction about the Institute. Indeed it is encouraging and hence no action required.
6	I am able to achieve the minimum required course outcome attainment level for my class.	
7	I have the freedom to propose/modify/suggest /incorporate new topics in the syllabus through proper forum.	

Stakeholder 3: Alumnae

The following summarized result has been generated from the Feedback Analysis report on Curriculum for Alumnae for the academic year 2015-16.

The categorization of rating based on average score of different parameters is as follows: Excellent (5), Very Good (4), Good (3), Fair (2), and Poor (1). The results derived in terms of percentage of students with common views, average scores and rating are presented in Table 56 and Table 57.

Table 56

Sl. No.	Feedback Parameters	Responses (in terms of % of students)	
		Yes	No
1	Is it needed to add any content on curriculum?	44	55
2	If yes specify the content.	Digital Filter Design	50
		Embedded System	50
3	Is it needed to delete any content on curriculum?	0	100
4	If yes specify the content.	NA	

Table 57

Sl. No.	Feedback Parameters	Responses (in terms of % of students)					Avg (out of scale 5)	Rating
		1 (Poor)	2 (Fair)	3 (Good)	4 (Very Good)	5 (Excellent)		
1	The curriculum and syllabus content were appropriate for my placement / higher education/ development	0	0	0	22.2	77.8	4.8	Excellent
2	The Institute/Faculty helped me in placement/higher education	0	0	0	33.3	66.7	4.7	Excellent

Note: * Average score >4: Excellent; 4 >= average score >3: Very Good; 3 >= average score >2: Good

Table 58: Actions Taken based on Table 56 and Table 57.

Sl. No.	Feedback Parameters	Action Taken
1	Is it needed to add any content on curriculum?	It is found that 44% alumnae want to add new content in the existing curriculum. Definitely this is an alarming message to all of us. However, it is noted that, already some of the subjects those were mentioned by the alumnae has been considered to the inclusion of the R-16 curriculum, which has been formed and implemented recently.
2	If yes specify the content.	
3	Is it needed to delete any content on curriculum?	100% students do not want to delete any course. Hence no action required.
4	If yes specify the content.	
5	The curriculum and syllabus content were appropriate for my placement / higher education/ development	75% students give us a rating of 5. As a whole, the department scored 4.66 out of a scale of 5, which is 'Excellent'. Hence no action required.
6	The Institute/Faculty helped me in placement/higher education	The score of 4.7 out of 5 shows the strong bonding of the Teacher-Student relationship.

The overall feedback report on Curriculum for the department of ECE is encouraging. However, as per the feedback analysis we are on the process of reframing the curriculum and syllabus.

Coordinator, IQAC
Narula Institute of Technology
81, Nilgunj Road, Agarpara
Kolkata- 700109

Principal
NARULA INSTITUTE OF TECHNOLOGY
81, Nilgunj Road, Agarpara, Kol-109

9. Action Taken Report: Department of MCA

Stakeholder 1: Student

The following summarized result has been generated from the Feedback Analysis report on Curriculum on Students for the academic year 2015-16.

The categorization of rating based on average score of different parameters is as follows: Excellent (5), Very Good (4), Good (3), Fair (2), and Poor (1). The results derived in terms of percentage of students with common views, average scores and rating are presented in *Table 59* and *Table 60*.

Table 59

Sl. No.	Feedback Parameters	Responses (in terms of % of students)	
		Yes	No
1	Is it needed to add any content on curriculum?	33	67
2	If yes specify the content.	Python	29
		mobile computing	12
		Bioinformatics	17
		IOT	29
		Big Data	13
3	Is it needed to delete any content on curriculum?	0	100
4	If yes specify the content.	NA	

Table 60

Sl. No.	Feedback Parameters	Responses (in terms of % of students)					Avg	Rating
		1 (Poor)	2 (Fair)	3 (Good)	4 (Very Good)	5 (Excellent)		
5	Do you think this curriculum satisfy industry requirement?	0	0	0	83.3	16.7	3.2	Very Good
6	This curriculum is compatible with the latest technology?	0	16.6	50	33.3	0	3.2	Very Good
7	Are all the courses contribute to the knowledge and skill development?	0	0	33.3	33.3	33.3	4	Very Good
8	Percentage of the courses challenging and interesting	0	5.5	38.9	44.4	11.1	3.6	Very Good
9	Curriculum and Syllabus are need based	0	2.8	91.7	5.6	0	3.03	Very Good
10	Overall rating of the existing curriculum	0	0	97.2	2.8	0	3.03	Very Good

Note: * Average score >4: Excellent; 4=>average score >3: Very Good; 3=>average score >2: Good

Table 61: Action Taken based on Table 59 and Table 60

Sl. No.	Feedback Parameters	Action Taken
1	Is it needed to add any content on curriculum?	It is found that around more than 33% students want to add new content in the existing curriculum. But it may be noted that most of these students are following earlier curriculum, but not R-16. Many of the suggested subjects are already included in R-16 curriculum.
2	If yes specify the content.	
3	Is it needed to delete any content on curriculum?	

Coordinator, IQAC
Narula Institute of Technology
81, Nilgunj Road, Agarpara
Kolkata- 700109


Principal

NARULA INSTITUTE OF TECHNOLOGY
81, Nilgunj Road, Agarpara, Kol-109

4	If yes specify the content.	100% students do not want to delete any course. Hence no action required.
5	Do you think this curriculum satisfy industry requirement?	In all these parameters the students of MCA have given more than 3 out of a scale of 5, which is 'Very Good'. However, the curriculum needs to be modified to acquire 'Excellent' rating. Hence syllabus modification is recommended.
6	This curriculum is compatible with the latest technology?	
7	Are all the courses contribute to the knowledge and skill development?	
8	Percentage of the courses challenging and interesting	
9	Curriculum and Syllabus are need based	
10	Overall rating of the existing curriculum	

Stakeholder 2: Teacher

The following summarized result has been generated from the Feedback Analysis report on Curriculum for Teachers for the academic year 2015-16.

The categorization of rating based on average score of different parameters is as follows: Excellent (5), Very Good (4), Good (3), Fair (2), and Poor (1). The results derived in terms of percentage of students with common views, average scores and rating are presented in Table 62.

Table 62

Sl. No.	Feedback Parameters	Responses (in terms of % of students)					Avg (out of scale 5)	Rating
		1 (Poor)	2 (Fair)	3 (Good)	4 (Very Good)	5 (Excellent)		
1	Curriculum and syllabus are need based	0	0	50	33.3	16.7	3.7	Very Good
2	How do you rate the ambience of the College for effective delivery of the academic process?	0	0	16.7	66.7	16.7	4	Very Good
3	Sufficient reference material/books are available in the library for the topics mentioned in the syllabus	0	0	16.7	66.7	16.7	4	Very Good
4	How do you rate the college activities that help your students in getting jobs and placements?	0	0	16.7	66.7	16.7	4	Very Good
5	The course content is updated and sufficient to bridge the gap between industry standards/current global scenario and academics.	0	0	33.3	50	16.7	3.8	Very Good
6	I am able to achieve the minimum required course outcome attainment level for my class.	0	0	0	16.7	83.3	4.8	Excellent
7	I have the freedom to propose/modify/suggest /incorporate new topics in the syllabus through proper forum.	0	0	0	33.3	66.7	4.7	Excellent

Note: * Average score >4: Excellent; 4 >= average score >3: Very Good; 3 >= average score >2: Good

Table 63: Action Taken based on Table 62

Sl. No.	Feedback Parameters	Action Taken
1	Curriculum and syllabus are need based	Based on the Teachers feedback it is found that in all aspects Teachers have given on an average a 'Very Good' rating. In all the seven parameters the average score is more than 3 out of a scale of 5. In the last two parameters Teachers have given more than 4.5 out of 5 scale, which is 'Excellent'. Hence no specific actions are required. But syllabus
2	How do you rate the ambience of the College for effective delivery of the academic process?	
3	Sufficient reference material/books are available in the library for the topics mentioned in the syllabus	
4	How do you rate the college activities that help your students in getting jobs and placements?	

Coordinator, IQAC
Narula Institute of Technology
81, Nilgunj Road, Agarpara
Kolkata- 700109


Principal

NARULA INSTITUTE OF TECHNOLOGY
81, Nileunj Road, Agarpara, Kol-109

5	The course content is updated and sufficient to bridge the gap between industry standards/current global scenario and academics.	modifications will enhance the overall rating in future. Hence, syllabus modification is recommended.
6	I am able to achieve the minimum required course outcome attainment level for my class.	
7	I have the freedom to propose/modify/suggest /incorporate new topics in the syllabus through proper forum.	

Stakeholder 3: Alumnae

The following summarized result has been generated from the Feedback Analysis report on Curriculum for Alumnae for the academic year 2015-16.

The categorization of rating based on average score of different parameters is as follows: Excellent (5), Very Good (4), Good (3), Fair (2), and Poor (1). The results derived in terms of percentage of students with common views, average scores and rating are presented in Table 64 and Table 65.

Table 64

Sl. No.	Feedback Parameters	Responses (in terms of % of students)	
		Yes	No
1	Is it needed to add any content on curriculum?	80	20
2	If yes specify the content.	Mobile Computing	25
		Big Data	50
		Python	25
3	Is it needed to delete any content on curriculum?	0	100
4	If yes specify the content.	NA	

Table 65

Sl. No.	Feedback Parameters	Responses (in terms of % of students)					Avg (out of scale 5)	Rating
		1 (Poor)	2 (Fair)	3 (Good)	4 (Very Good)	5 (Excellent)		
1	The curriculum and syllabus content were appropriate for my placement / higher education/ development	0	40	60	0	0	2.6	Good
2	The Institute/Faculty helped me in placement/higher education	0	20	80	0	0	2.8	Good

Note: * Average score >4: Excellent; 4 >= average score >3: Very Good; 3 >= average score >2: Good

Table 66: Action Taken based on Table 64 and Table 65

Sl. No.	Feedback Parameters	Action Taken
1	Is it needed to add any content on curriculum?	It is found that more than 80% students want to add new content in the existing curriculum. This percentage cannot be ignored. Thus it is noted that Mobile Computing, Python programming etc. needs to be planned as an inclusion to the upcoming regulation. However, as R-16 has been formed already, some of these have been included there already.
2	If yes specify the content.	
3	Is it needed to delete any content on curriculum?	100% students do not want to delete any course. Hence no action required.
4	If yes specify the content.	
5	The curriculum and syllabus content were appropriate for my placement / higher education/ development	The average score in these aspects are more than 2 out of 5 scale, which is 'Good', but not 'Very Good'. Hence modification of the curriculum in the upcoming regulations are recommended.
6	The Institute/Faculty helped me in placement/higher education	

The feedback report of MCA department on Curriculum recommends modification of the same in the upcoming regulation.

Coordinator, IQAC
Narula Institute of Technology
81, Nilgunj Road, Agarpara
Kolkata- 700109


Principal

Action Taken Report on Stakeholder 4: Employer

The following summarized result has been generated from the Feedback Analysis report on Curriculum on Employers for the academic year 2015-16.

The categorization of rating based on average score of different parameters is as follows: Excellent (5), Very Good (4), Good (3), Fair (2), and Poor (1). The results derived in terms of percentage of students with common views, average scores and rating are presented in *Table 67*.

Table 67

Sl. No.	Feedback Parameters	Responses (in terms of % of students)					Avg (out of scale 5)	Rating
		1 (Poor)	2 (Fair)	3 (Good)	4 (Very Good)	5 (Excellent)		
1	The technical knowledge of the student is	0	14.3	7.1	14.3	64.3	4.3	Excellent
2	The curriculum and syllabus provide sufficient knowledge in the area of study	0	0	28.6	42.9	28.6	4	Excellent
3	Do you think this curriculum satisfy industry requirement?	0	0	35.7	14.3	50	4.1	Excellent

Table 68: Actions Taken based on Table 67

Sl. No.	Feedback Parameters	Actions Taken
1	The technical knowledge of the student is	Scored 4.3 out of 5 scale, which is Excellent. Still, extra efforts were taken care by the Faculty members in terms of checking the grooming of students in all practical and GD sessions conducted by TPO cell.
2	The curriculum and syllabus provide sufficient knowledge in the area of study	Feedback analysis report shows 'Excellent' grade and it also shows that we have improved this factor from our earlier feedback analysis report.
3	Is it needed to add any content on curriculum?	Few courses need to be added as per some of the Employers. But it is found that those referenced subjects have been already included in R-16. Hence, no action is required.
4	Do you think this curriculum satisfy industry requirement?	Almost 35.7% Employers rate 'Good' on the said fact. Taking care of their valuable suggestions, we must reframe the existing curriculum. But it must be noted that, based on their earlier feedbacks, we have already formed R-16 very recently. In future feedbacks, we will come to know, whether it has been benefitted our stakeholders or not.



.....
Coordinator,
IQAC, Narula Institute of Technology

Coordinator, IQAC
Narula Institute of Technology
81, Nilgunj Road, Agarpara
Kolkata- 700109



.....
Principal,
Narula Institute of Technology

Principal
NARULA INSTITUTE OF TECHNOLOGY
81, Nilgunj Road, Agarpara, Kal-10°
Page 29 of 29