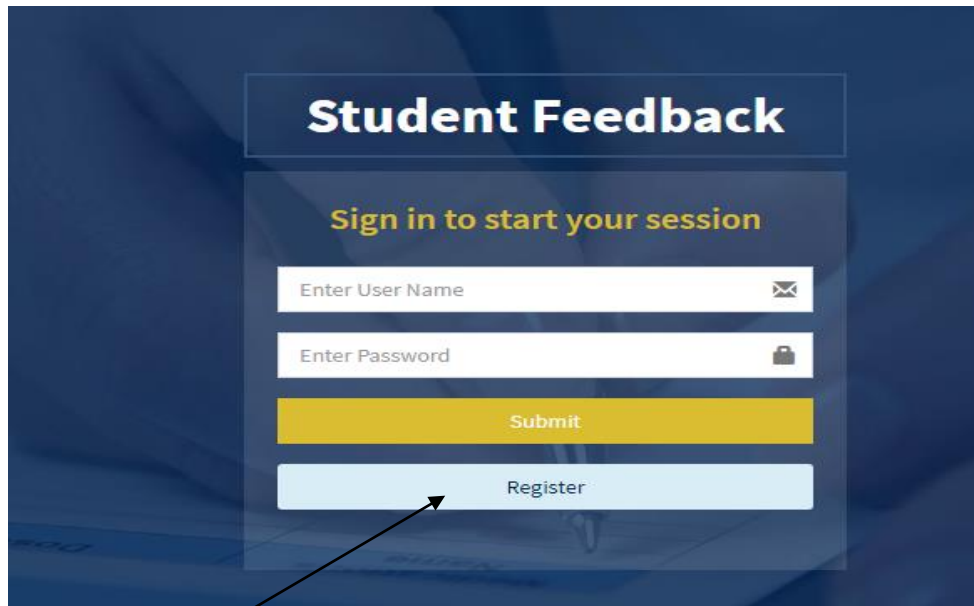


Student Feedback Help File

Student Registration



The image shows a login and registration interface for 'Student Feedback'. At the top, the title 'Student Feedback' is displayed in white text on a dark blue background. Below this, the instruction 'Sign in to start your session' is written in yellow. There are two input fields: 'Enter User Name' with an envelope icon and 'Enter Password' with a lock icon. Below the input fields are two buttons: a yellow 'Submit' button and a light blue 'Register' button. An arrow points from the 'Register' button to the text 'Click here' located to the left of the image.

Fig. 01

Click here

Registration Form

localhost:56252/JisStudentFeedBack x +

localhost:56252/JisStudentFeedBackJisce/Forms/frmStudentRegistration.aspx

DR. SUDHIR CH. SUR DEG. ENG. COLLEGE (STUDENT REGISTRATIO)

Enter Student Id
DSC/2018/0291 **Display**

Student Name
Arjab Baran Khan

Student Batch
B.TECH CE[2018-21][L]

Enter Semester Number [1-8]
5

Select Section from Drop Down List
SEC-A

Enter your current Email ID.
animesh@hasstechnologies.com

Enter your current Mobile No.
9830098300

Message

Submit

Fig. 02

- Enter Student Id printed on Identity Card
- Click on Display Button
- Enter your current semester number
- Select your section.
- Enter your current email id (password will be send to this email id)
- Enter your current mobile no
- Verify your details
- Click Submit to Save.
- Follow Fig. 03 for next steps

Registration Form continue

localhost:56252/JisStudentFeedBackJisce/Forms/frmStudentRegistration.aspx

DR. SUDHIR CH. SUR DEG. ENG. COLLEGE (STUDENT REGISTRATION)

Enter Student Id

DSC/2018/0291 **Display**

Student Name

Arjab Baran Khan

Student Batch

B.TECH CE[2018-21][L]

Enter Semester Number [1-8] **Select Section from Drop Down List**

5 SEC-A

Enter your current Email ID. **Enter your current Mobile No.**

animesh@hasstechnologies.com 9830098300

Message

Data Saved, Click on Send Password button

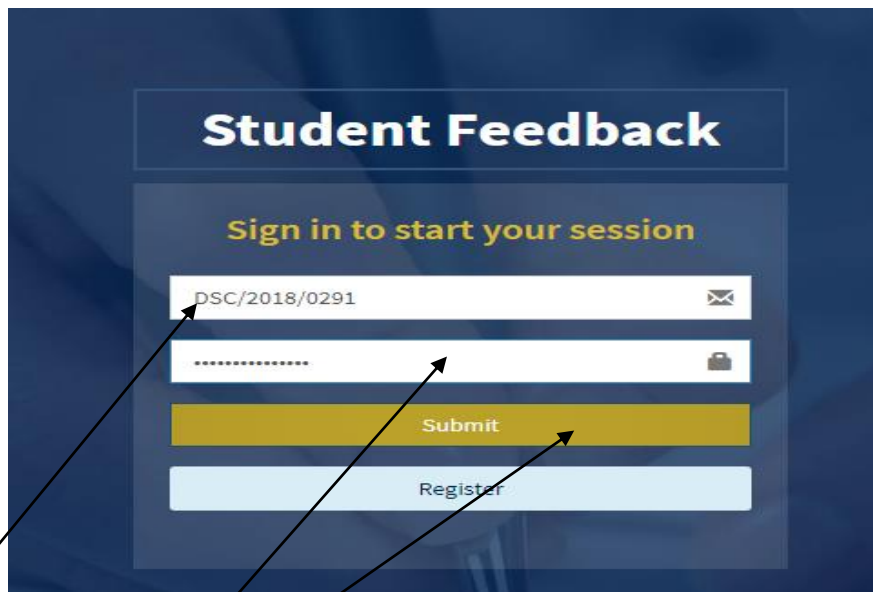
Send Password **Goto Login**

Start, Internet Explorer, File Explorer, VLC media player, Microsoft Excel, Microsoft Word, Firefox, Google Chrome, Mail, OneDrive, Windows Defender, System Restore

Fig. 03

Click on Send Password button, it will send password to your entered email id
Click on Goto Login button it will redirect you to Login page

Student Login



The screenshot shows a login form titled "Student Feedback" with the instruction "Sign in to start your session". It contains two input fields: the first is for a student ID, with "DSC/2018/0291" entered; the second is for a password, shown as a series of dots. Below the fields are two buttons: a yellow "Submit" button and a light blue "Register" button. Three arrows point from the text instructions below to the ID field, the password field, and the Submit button.

Fig. 04

Enter Student Id print on Identity Card
Enter password as emailed
Click on Submit button
Follow Fig.05

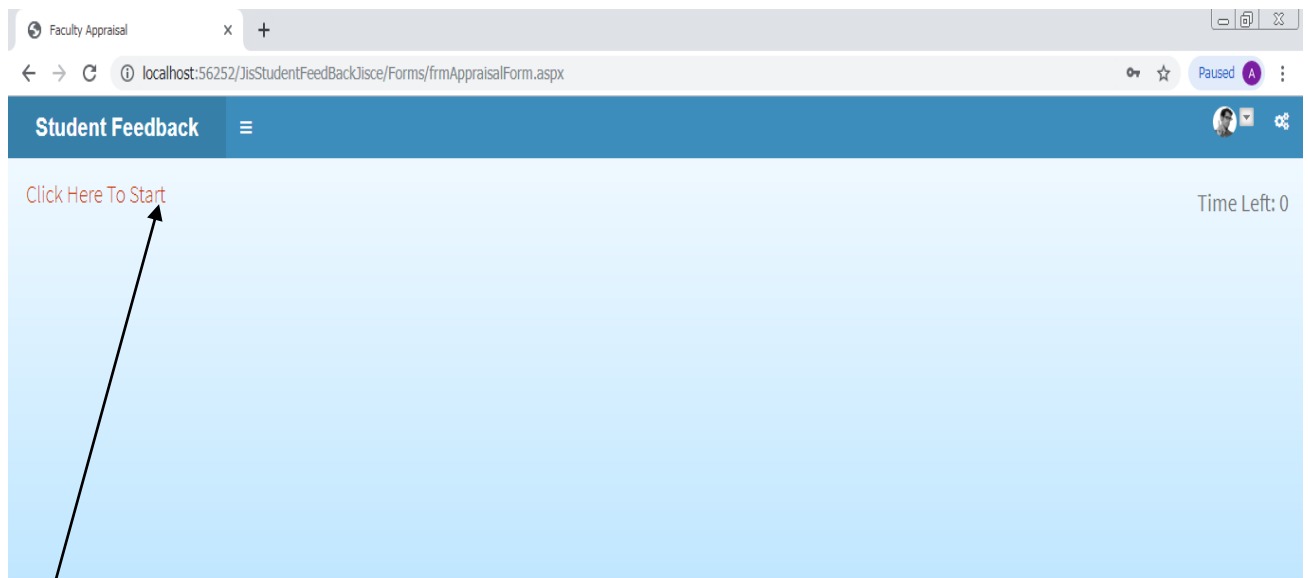


Fig. 05

Click on [Click Here to Start](#) link
Follow Fig. 06

Student Feedback page

CE 503	BD	Click Here
CE 592	BD	Click Here
CE 501	MQ	Click Here
CE 591	MQ	Click Here
HU 501	NSR	Click Here
CE 502	PG	Click Here
CE 593	SS	Click Here

**CONCRETE
LABRATORY**
BAIBASWATA DAS

0 1 2 3 4 5 6 7 8 9 10 Not Offered

C: Regularity & Punctuality

0 1 2 3 4 5 6 7 8 9 10 Not Offered

D: Interactive Teaching Methodology

0 1 2 3 4 5 6 7 8 9 10 Not Offered

E: Motivation Skill

0 1 2 3 4 5 6 7 8 9 10 Not Offered

F: Students Satisfaction

0 1 2 3 4 5 6 7 8 9 10 Not Offered

G: Approachability

0 1 2 3 4 5 6 7 8 9 10 Not Offered

H: Subject Knowledge

0 1 2 3 4 5 6 7 8 9 10 Not Offered

I: Class Control Ability

0 1 2 3 4 5 6 7 8 9 10 Not Offered

Save Subject Data

Fig. 06

Click on Subject Code

Full Subject Name & Faculty Name will be shown

Click on rating [0 - 10] for all A to I questionnaires

If selected subject & faculty not applicable for you (in case of elective papers) click on Not Offered

Click on [Save Subject Data](#) button

Follow above steps for all available paper code.

Follow Fig. 07

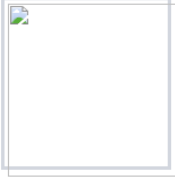
Student Feedback page continue

[Click Here To Submit](#)

Subject Details

Subject	Short Name	Click Here
CE 504	AS	Click Here
CE 594	AS	Click Here
CE 503	BD	Click Here
CE 592	BD	Click Here
CE 501	MQ	Click Here
CE 591	MQ	Click Here
HU 501	NSR	Click Here
CE 502	PG	Click Here
CE 593	SS	Click Here

Current Selection



QUANTITY
SURVEYING
SPECIFICATION
AND
VALUATION
Sushovon Sarkar

A: Course Coverage
0 1 2 3 4 5 6 7 8 9 10 Not Offered

B: Presentation Skill
0 1 2 3 4 5 6 7 8 9 10 Not Offered

C: Regularity & Punctuality
0 1 2 3 4 5 6 7 8 9 10 Not Offered

D: Interactive Teaching Methodology
0 1 2 3 4 5 6 7 8 9 10 Not Offered

E: Motivation Skill
0 1 2 3 4 5 6 7 8 9 10 Not Offered

F: Students Satisfaction
0 1 2 3 4 5 6 7 8 9 10 Not Offered

G: Approachability
0 1 2 3 4 5 6 7 8 9 10 Not Offered

Fig. 07

Click on [Click Here To Submit](#) link when feedback complete for all papers